

# SoonerCare Fast Facts

## January 2009



### TOTAL ENROLLMENT — OKLAHOMA SOONERCARE (MEDICAID)

Qualifying Group	Age Group	Enrollment	% of Total
Aged/Blind/Disabled	Child	16,889	2.73%
Aged/Blind/Disabled	Adult	121,090	19.59%
Children/Parents	Child	403,779	65.33%
Children/Parents	Adult	39,614	6.41%
Other	Child	542	0.09%
Other	Adult	16,393	2.65%
Oklahoma Cares (Breast & Cervical Cancer)		2,490	0.40%
SoonerPlan (Family Planning)		17,013	2.75%
TEFRA		246	0.04%

<b>Total Enrollment</b>	<b>618,056</b>	Adults	194,282	31%
		Children	423,774	69%

OTHER Group includes—Child custody-Refugee-Qualified Medicare Beneficiary-SLMB-DDSD Supported Living-Program of All Inclusive Care for the Elderly (PACE)-Soon to be Sooners (STBS) and TB patients. For more information go to [www.okhca.org](http://www.okhca.org) under Individuals then to Programs. Insure Oklahoma members are NOT included in the figures above.

Note that all subsequent figures are groups within the above total enrollment numbers (except Insure Oklahoma). SoonerPlan (Family Planning) members are not entitled to the full scope of benefits only family planning services are covered.

The Insure Oklahoma (Oklahoma Employer/Employee Partnership for Insurance Coverage—O-EPIC) is a program to assist qualifying small business owners, employees & their spouses (Employer Sponsored Insurance—ESI) and some individual Oklahomans (Individual Plan—IP) with health insurance premiums. [www.insureoklahoma.org](http://www.insureoklahoma.org)

#### New Enrollees

Oklahoma SoonerCare members that have not been enrolled in the past 6 months.

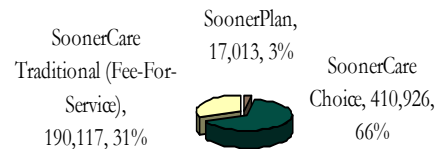
Adults	5,512
Children	9,310
<b>Total</b>	<b>14,822</b>

#### SCHIP Breakdown of Total Enrollment

Members qualifying for SoonerCare (Medicaid) eligibility under the SCHIP program are under age 19 and have income between the maximum for standard eligibility and the expanded 185% of Federal Poverty Level (FPL) income guidelines.

Age Breakdown	% of FPL	SCHIP Enrollees
INFANT	150% to 185%	1,469
01-05	133% to 185%	12,377
06-12	100% to 185%	31,928
13-18	100% to 185%	19,594
<b>Total</b>		<b>65,368</b>

#### Delivery System Breakdown of Total Enrollment



#### Other Enrollment Facts

Unduplicated enrollees State Fiscal Year-to-Date (July through report month including O-EPIC) — **735,431**

#### Other Breakdowns of Total Enrollment

Oklahoma SoonerCare (Medicaid) members residing in a long-term care facility — **15,818**

Oklahoma persons enrolled in both Medicare and Medicaid (dual eligibles) — **97,470**

\* The counting method for the dual eligibles has changed to be more in line with our federal reporting.

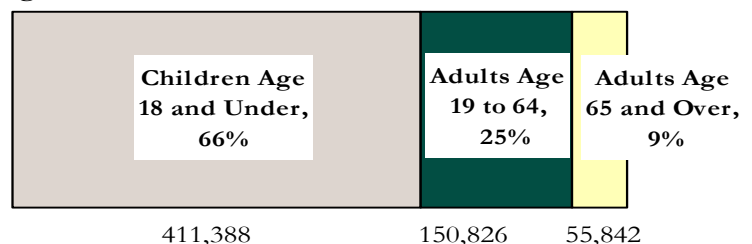
Small Businesses Enrolled in ESI	Employees w/ ESI	Individual Plan (IP) Members
3,777	11,078	5,506

#### Race Breakdown of Total Enrollment

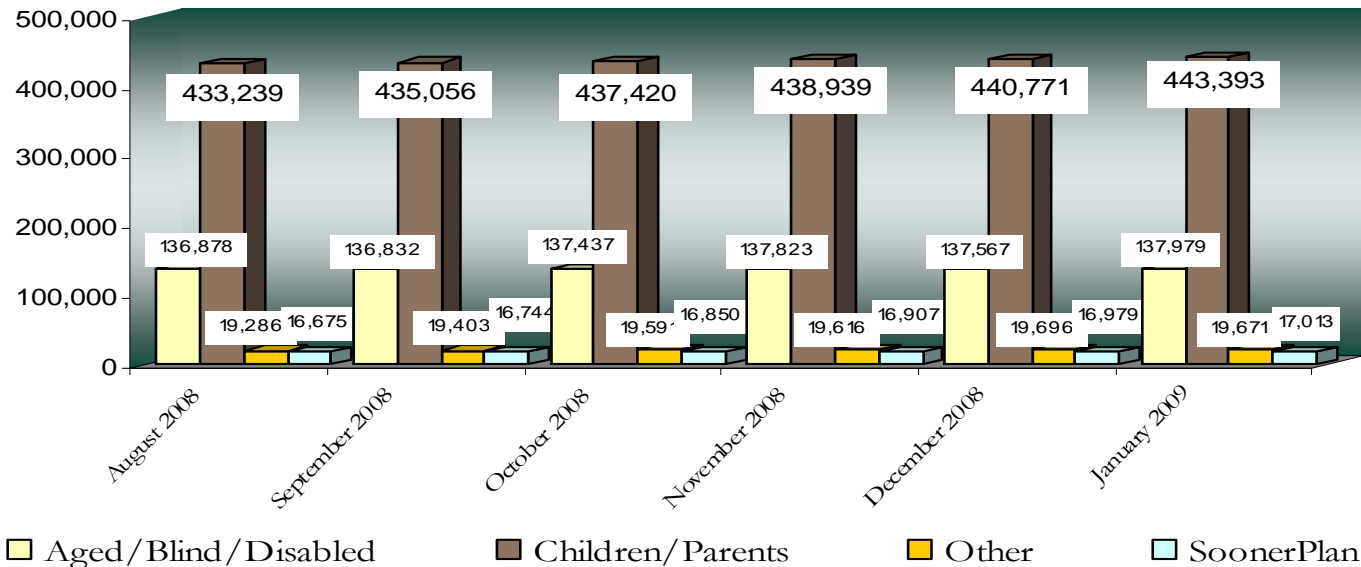
	Children	Adults	Percent	Pregnant Women
American Indian	57,227	18,192	12%	2,803
Asian or Pacific Islander	5,040	2,416	1%	349
Black or African American	66,018	26,712	15%	2,405
Caucasian	286,893	145,638	70%	17,658
Multiple Races	8,596	1,324	2%	537
Hispanic Ethnicity	62,183	9,190	12%	4,163

Race is self-reported by members at the time of enrollment. The multiple race members have selected two or more races. Hispanic is an ethnicity not a race. Hispanics can be of any race and are accounted for in a race category above.

#### Age Breakdown of Total Enrollment



## State Fiscal Year 2008 Enrollment by Aid Category



State Fiscal Year is defined as the period between July 1 and June 30 of each fiscal year. Oklahoma Cares (Breast and Cervical Cancer coverage) and TEFRA are included in the OTHER category. SoonerPlan are members receiving family planning services only.

## News Release

January 9, 2009

### Highlights from Fact Sheet on Insure Oklahoma Changes

Below are some changes to Insure Oklahoma. For the complete fact sheet or to view other news releases, please visit: <http://www.okhca.org/about.aspx?id=71>.

- Negotiations with CMS continue on additional coverage for children at 300% FPL, additional income guideline increases for adults at 250% FPL, and the medical home network component.
- Employees of businesses with 99 or fewer employees may apply beginning 3/1/09 (up from 50 employees).
- All new businesses and individuals enrolling in Insure Oklahoma may begin submitting applications on 3/1/09.
- College students will be required to submit with their application a copy of their FAFSA, otherwise known as the Free Application for Federal Student Aid. The FAFSA is required as part of the application process for college students and is in addition to all other necessary documents.
- When program enrollment reaches full-capacity a waiting list will be instituted. The waiting list will operate on a first-in / first-out basis. Existing members, as well as new hires of existing businesses, will not be subject to the waiting list upon their renewal.

Additional information about Insure Oklahoma can be found at [www.insureoklahoma.org](http://www.insureoklahoma.org) or by calling toll-free, Monday through Friday, 7:30am to 5:30pm 1-888-365-3742.