

*Oklahoma Health Care Authority*

**Breast and Cervical Cancer Quality Assessment  
and Performance Improvement (QAPI) Study**

**Executive Summary**



Report for Fiscal Year 2009

Data Review Period: July 1, 2007, to June 30, 2008

Report Submitted June 2009

**Submitted by:**

**APS Healthcare**

4545 North Lincoln Boulevard  
Suite 24  
Oklahoma City, Oklahoma 73105  
(405) 556-9700



oklahoma health care authority



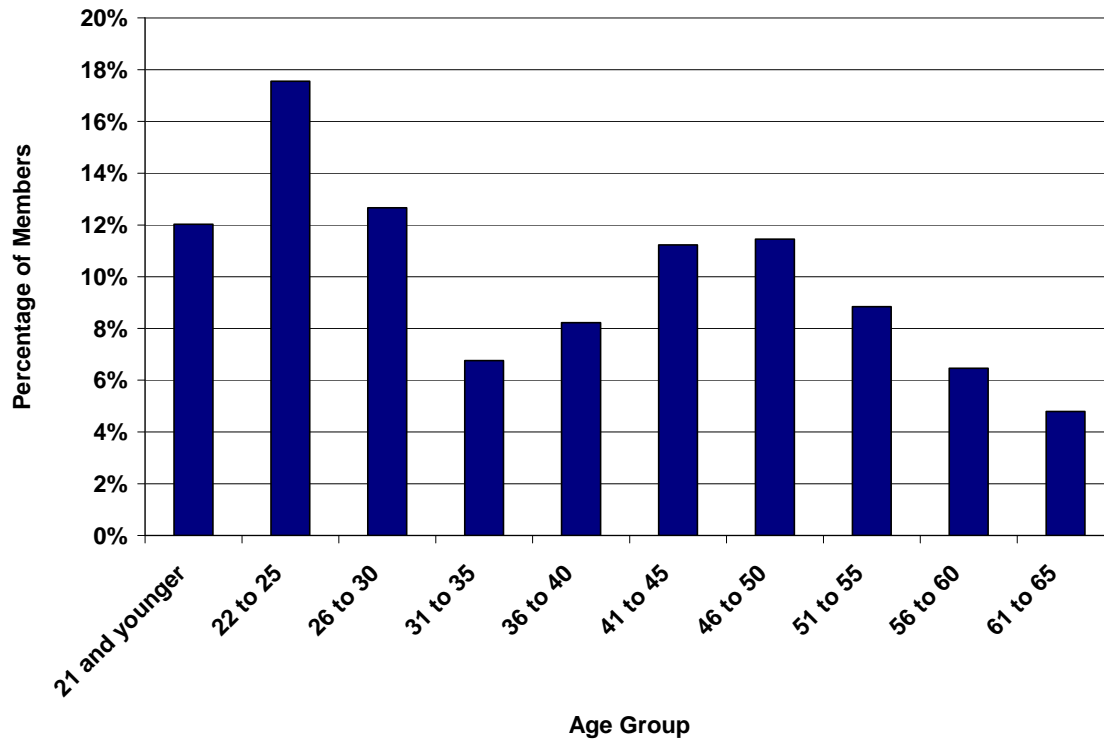
## **Breast and Cervical Cancer Quality Assessment and Performance Improvement (QAPI) Study**

### **Executive Summary**

Working in conjunction with the Oklahoma Health Care Authority (OHCA), APS Healthcare (APS) conducted a study to examine enrollment patterns and services provided to members served by Oklahoma Cares, the Breast and Cervical Cancer (BCC) Treatment Program, during state fiscal year (SFY) 2008. The BCC program provides diagnostic services and treatment for breast and cervical cancer (including pre-cancerous conditions and early stage cancer) to eligible women. In addition, the program allows eligible women to receive full SoonerCare benefits for the duration of their cancer treatment.

Since the program began in 2005, BCC has assisted more than 16,000 women receive health screenings. During SFY 2008, 7,748 women were enrolled in the BCC program. Nearly 72% of members were Caucasian. The average age of BCC members was 37 years old.

Shown below is the distribution of age groups of Breast and Cervical Cancer members served during SFY 2008.



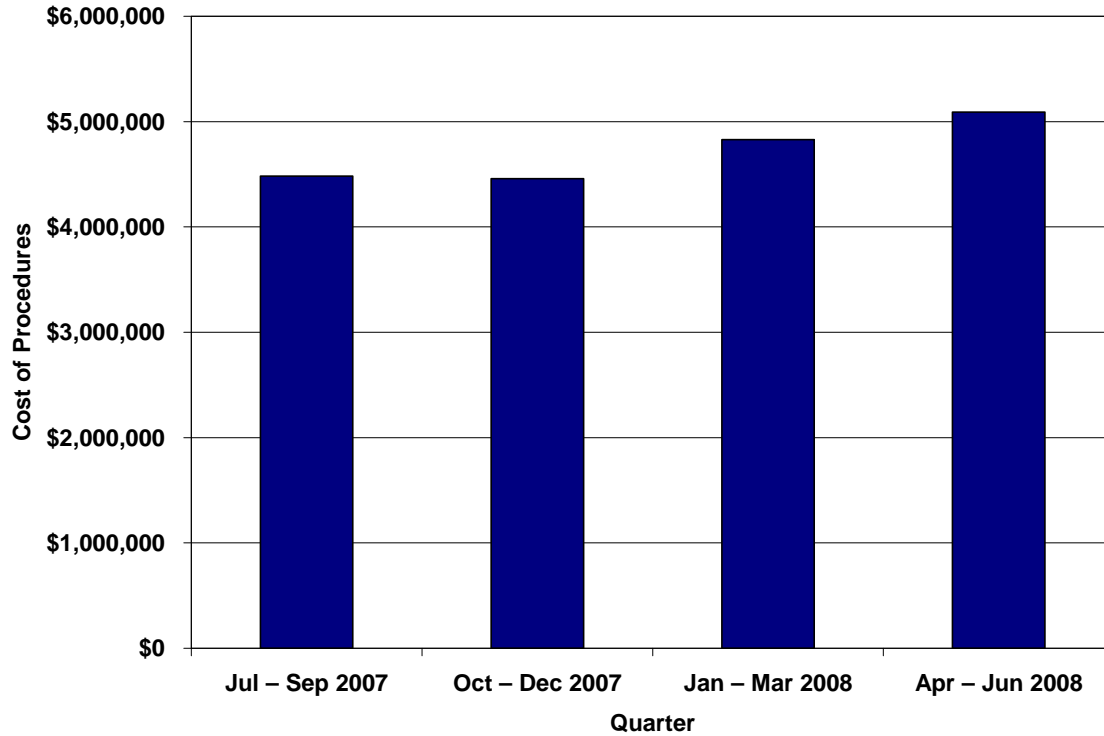
About 42% were age 30 or under, and 22.6% were between the ages of 41 and 50. The figure above illustrates this with the highest peak in enrollment at the 22 to 25 age group and another smaller peak in the 41 to 45 and 46 to 50 age groups.

Claims that were paid from BCC funds were examined by procedure and supply codes, diagnosis codes, and pharmacy codes both for the number of services received and the cost of those services. Shown below are the top procedure and supply categories for BCC members during SFY 2008.

Service Category	SFY 2008	
	Number of Services	Cost
Medications (injections, infusions)	13,576	\$6,555,831
Evaluation and management	25,865	\$2,404,938
Therapeutic radiology	7,504	\$1,158,828
Pathology	9,821	\$827,805
Magnetic resonance imaging	2,807	\$585,486
Cancer chemotherapy	3,695	\$421,761
Anesthesia	1,969	\$371,573
Other diagnostic procedures	2,324	\$351,116
Other excision of cervix and uterus	987	\$326,696
Other therapeutic procedures	8,201	\$318,874

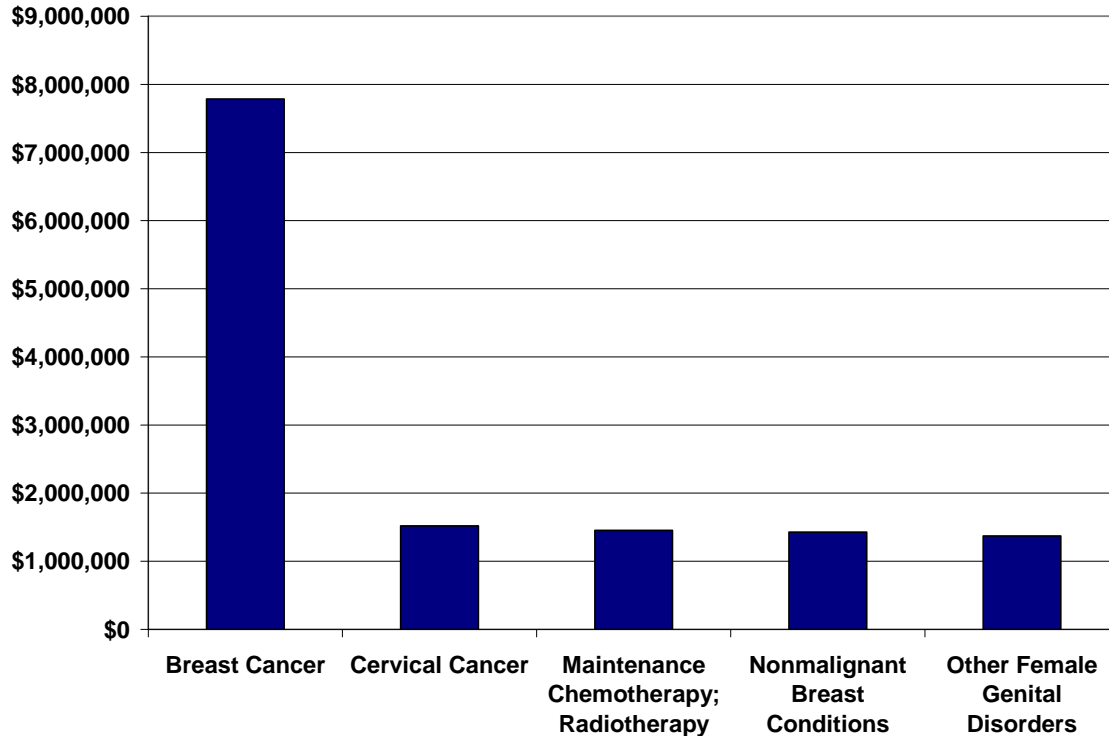
The top 10 service categories made up 70.6% of the total expenditures for procedure and supply categories for BCC members during SFY 2008. As shown in the table above, the top service category for BCC members was for medications, which included the administration of drugs by injection or infusions and the administration of drugs for easing the side effects of chemotherapy or radiation. The category called cancer chemotherapy summarizes claims for the medical professionals who administer chemotherapy.

The figure below shows the costs of procedures and supplies by each quarter of the study period.



The costs for procedures increased throughout SFY 2008. The highest quarter was April through June 2008 with a little over \$5 million in expenditures.

Shown below is the distribution of costs associated with the top five diagnoses for BCC members for SFY 2008.



As illustrated above, breast cancer was the diagnosis associated with the greatest total expenditures for BCC members during SFY 2008. The top five diagnosis conditions together made up 54.8% of the total expenditures by diagnosis.

The leading pharmacy claims categories for BCC members are shown below.

Pharmacy Category	SFY 2008	
	Number of Prescriptions	Cost
Antineoplastic agents	3,183	\$864,719
Opiate agonists	8,364	\$200,758
Antidepressants	3,733	\$156,468
Antipsychotic agents	396	\$117,240
Proton-pump inhibitors	1,175	\$114,844

The top five pharmacy categories made up almost 50% of the total drug expenditures for BCC members in SFY 2008. Antineoplastic agents were the most costly prescription category for BCC members during SFY 2008. This category includes chemotherapy medications for the treatment of cancer. The opiate agonist category includes drugs used for pain management.

According to the Centers for Disease Control and Prevention, cancer can be treated in several ways. Treatments may include surgery, chemotherapy, hormonal therapy, biologic therapy, and radiation (2009b). It appears from examination of these results that BCC members are receiving the types of treatment for cancer listed by the CDC.