

American Indian Fast Facts

October 2009



Total American Indian Enrollment	Percent of Total
91,429	14%

Total SoonerCare Enrollment
671,700

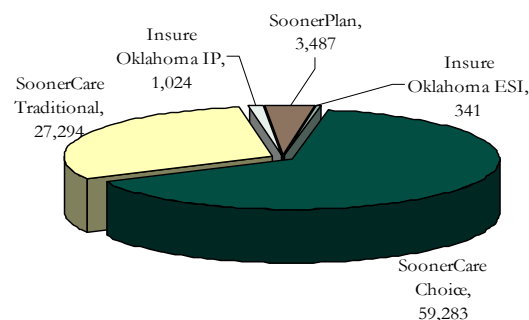
Total SoonerCare Enrollment is the number of members enrolled in the whole Medicaid program excluding IO/O-EPIC.

American Indian Enrollment by Aid Category Group

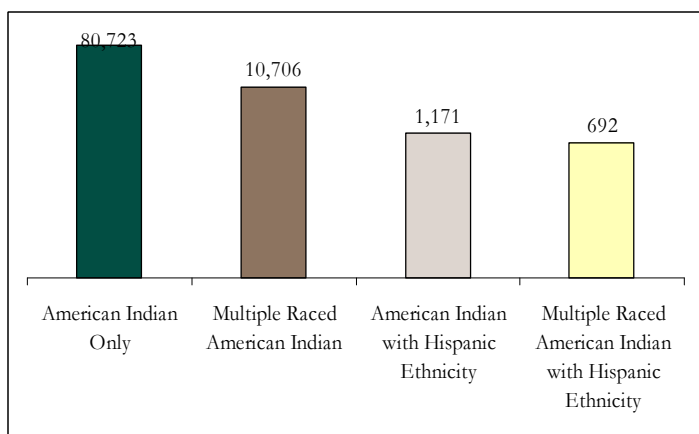
Qualifying Group	Enrollment	% of Total
Children/Parents	72,286	79.06%
Aged/Blind/Disabled	12,537	13.71%
Family Planning	3,487	3.81%
OTHER	1,401	1.53%
Insure Oklahoma		
Employee Sponsored Insurance (ESI)	1,024	1.12%
Breast and Cervical Cancer	328	0.36%
Insure Oklahoma		
Individual Plan (IP)	341	0.37%
TEFRA	25	0.03%

OTHER group includes—Child Custody-Refugee-Qualified Medicare Beneficiary-SLMB-DDSD Supported Living-Program of All Inclusive Care for the Elderly (PACE)-Soon to be Sooners (STBS) and TB patients. For more information go to www.okhca.org under Individuals then to Programs.

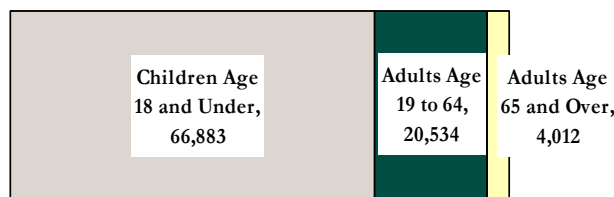
American Indian Enrollment by Delivery System



American Indian Race Breakdown



Age Breakdown of American Indian Enrollment



Gender Breakdown of American Indian Enrollment

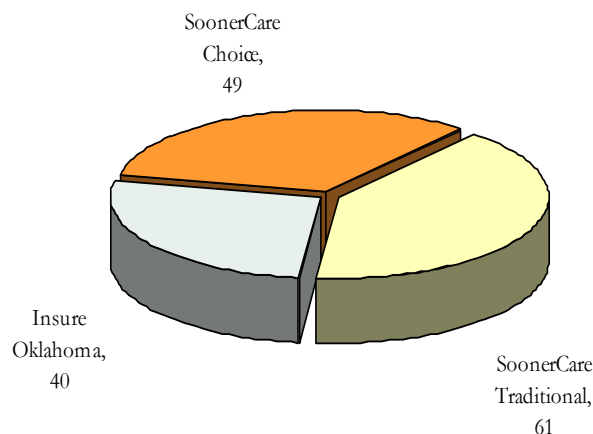
Female	51,309
Male	40,120

Race is self-reported by members at the time of enrollment. The multiple race members have selected two or more races. Hispanic is an ethnicity not a race.

Indian Health Service/Tribal/Urban (I/T/U) Providers

I/T/U Clinics & Hospitals	
Clinics	55
Hospitals	6

I/T/U Providers by Program



I/T/U Providers Accepting Non-Indian Members 8

