

Employer Sponsored Insurance (ESI)

Fast Facts

May 2011



Business, insurance, state government and you
Working Together to
Insure Oklahoma!

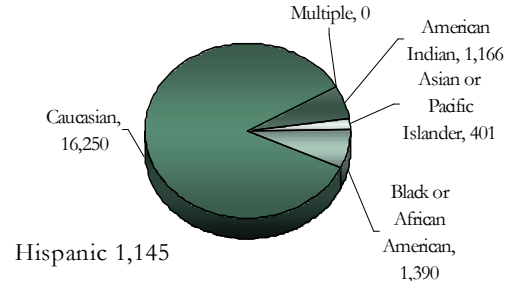
The Insure Oklahoma Employer Sponsored Insurance program is designed to assist small business owners, employees and their dependents with health insurance premiums. Find out more information by visiting www.insureoklahoma.org.

Employer Sponsored Insurance (ESI)

	Total Current Enrollment			Breakdown of Current Enrollment					
	Male	Female	Total	New Enrollment this Month			Expanded 185 to 200% FPL*		
				Male	Female	Total	Male	Female	Total
Employee	7,656	7,846	15,502	240	269	509	970	776	1,746
Spouse	789	2,428	3,217	30	60	90	97	307	404
Student	57	54	111	2	1	3	6	3	9
Dependent	192	185	377	3	5	8	192	185	377
Total	8,694	10,513	19,207	275	335	610	1,265	1,271	2,536

*Dependents effective 8/1/2010 whether new or existing Household.

Race Breakdown of ESI Members



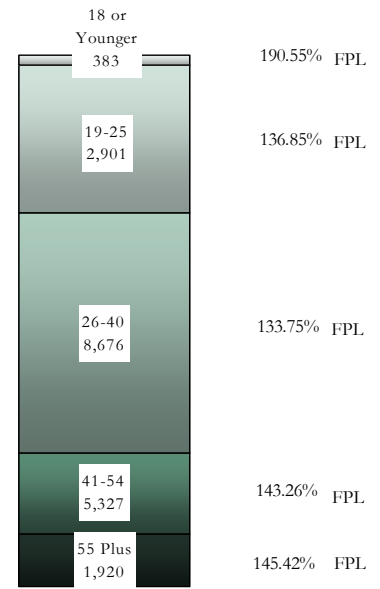
Race is self-reported by members at the time of enrollment. The multiple race members have selected two or more races. Hispanic is an ethnicity not a race. Hispanics can be of any race and are accounted for in a race category above.

Business Activity with Employee Participation Counts

	0 to 25	26 to 50	51 to 100	Total
Current	4,795	282	162	5,239
New	46	3	3	52
Total	4,841	285	165	5,291

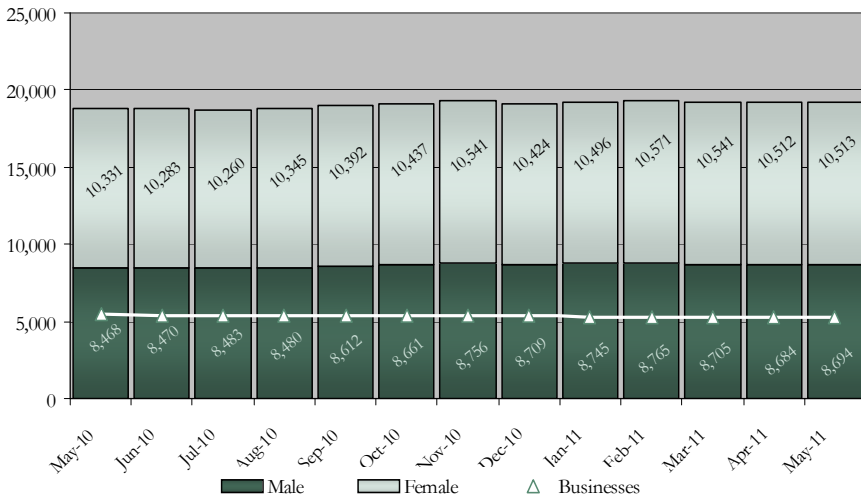
Some approved businesses may not have approved employees.

Age Breakdown with Average Federal Poverty Level of ESI Members

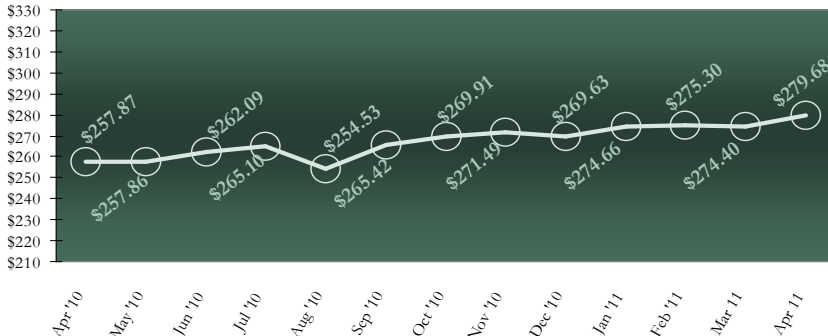


Federal Poverty Level is used to determine income qualification.

Member and Employer Monthly Enrollment



Average OHCA Premium Assistance Payments



Effective February 2007 OHCA Per Member Per Month reporting will be of the previous month due to semi-monthly payments verses monthly payments.

Insure Oklahoma/OEPIC ESI by Region		
Region	Employee/Spouse	Participating Counties
Region 1	601	16 of 16
Region 2	347	16 of 16
Region 3	1,676	6 of 6
Region 4	1,385	5 of 5
Region 5	822	18 of 18
Region 6	460	16 of 16
Total	5,291	77 of 77

Regions identified on Insure Oklahoma/OEPIC Region map on next page.

Data is compiled by Reporting and Statistics and valid as of the date of the report; any subsequent figures for this group for this time period may vary. www.insureoklahoma.org

This publication is authorized by the Oklahoma Health Care Authority in accordance with state and federal regulations. Cost of the printing was \$1.75 for 5 copies. A copy has been given to the Oklahoma Department of Libraries. OHCA is in compliance with the Title VI and Title VII of the 1964 Civil Rights Act and the Rehabilitation Act of 1973. This document can be viewed on OHCA's web site www.ohca.org/research/data. The Oklahoma Health Care Authority does not discriminate on the basis of race, color, national origin, sex, religion, age or disability in employment or the provision of services.

Individual Plan (IP)

Fast Facts

May 2011



Business, insurance, state government and you
Working Together to
Insure Oklahoma!

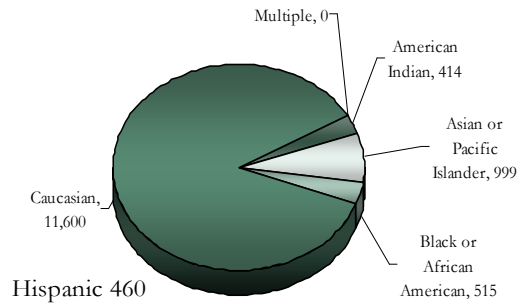
The Insure Oklahoma Individual Plan program is designed to provide Oklahoma individuals with health insurance for themselves and their dependents if eligible. It is available to Oklahomans who are not qualified for an employer-sponsored health plan and work for an Oklahoma small business with 99 or fewer full time employees; temporarily unemployed adults who are eligible to receive unemployment benefits through the Oklahoman Employment Security Commission; or working adults with a disability who work for any size employer and have a "ticket to work". Find out more information by visiting www.insureoklahoma.org.

Individual Plan (IP)

	Total Current Enrollment			Breakdown of Current Enrollment					
	Male	Female	Total	New Enrollment this Month			Expanded 185 to 200% FPL*		
				Male	Female	Total	Male	Female	Total
Employee	4,564	5,313	9,877	156	192	348	331	391	722
Spouse	778	2,408	3,186	34	62	96	80	176	256
Student	154	196	350	4	6	10	9	12	21
Dependent	63	52	115	0	1	1	63	52	115
Total	5,559	7,969	13,528	194	261	455	483	631	1,114

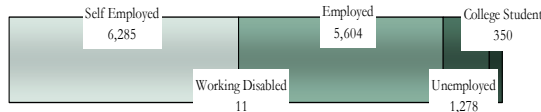
*Dependents effective 9/1/2010 whether new or existing Household.

Race Breakdown of IP Members



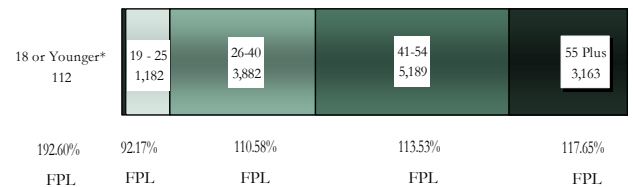
Race is self-reported by members at the time of enrollment. The multiple race members have selected two or more races. Hispanic is an ethnicity not a race. Hispanics can be of any race and are accounted for in a race category above.

IP Application Type Breakdown



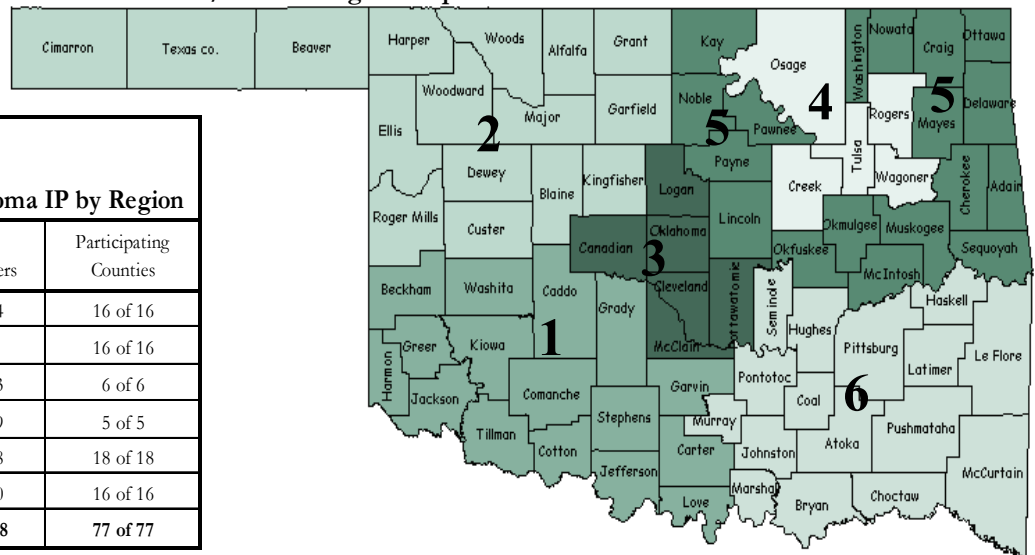
Unduplicated Counts	
IP Members SFY2011 (July 2010 - Current)	19,668
IP Members Since Program Inception March 2007	26,769
Miscellaneous	
Average IP Member Premium	\$58.96
Average Federal Poverty Level of IP Members	108.15%
Federal Poverty Level is used to determine income qualification.	

IP Age Breakdown with Average Federal Poverty Level for each group.



*Dependents effective 9/1/2010 doesn't show on graph being a small group at this time.

Insure Oklahoma/OEPIC Region Map



Insure Oklahoma/Insure Oklahoma IP by Region

	PCP	Participating Counties	Members	Participating Counties
Region 1	188	16 of 16	1,994	16 of 16
Region 2	90	16 of 16	794	16 of 16
Region 3	429	6 of 6	4,103	6 of 6
Region 4	282	5 of 5	2,909	5 of 5
Region 5	205	17 of 18	2,098	18 of 18
Region 6	171	16 of 16	1,630	16 of 16
Total	1,365	76 of 77	13,528	77 of 77

PCPs maybe counted in multiple regions or out of state and not counted in a region; the unduplicated PCP count is 1270.

Data is compiled by Reporting and Statistics and valid as of the date of the report; any subsequent figures for this group for this time period may vary. www.insureoklahoma.org

This publication is authorized by the Oklahoma Health Care Authority in accordance with state and federal regulations. Cost of the printing was \$1.75 for 5 copies. A copy has been given to the Oklahoma Department of Libraries. OHCA is in compliance with the Title VI and Title VII of the 1964 Civil Rights Act and the Rehabilitation Act of 1973. This document can be viewed on OHCA's web site www.okhca.org/research/data. The Oklahoma Health Care Authority does not discriminate on the basis of race, color, national origin, sex, religion, age or disability in employment or the provision of services.