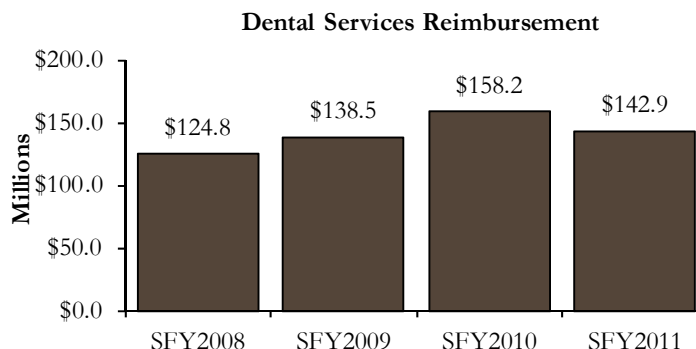
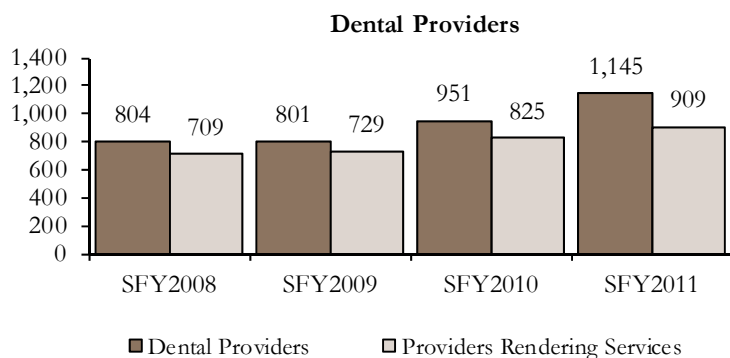
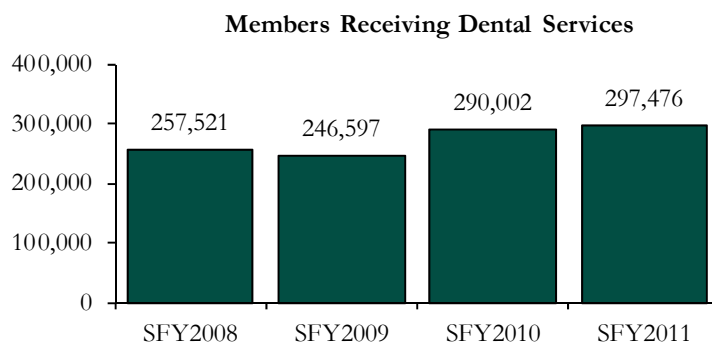
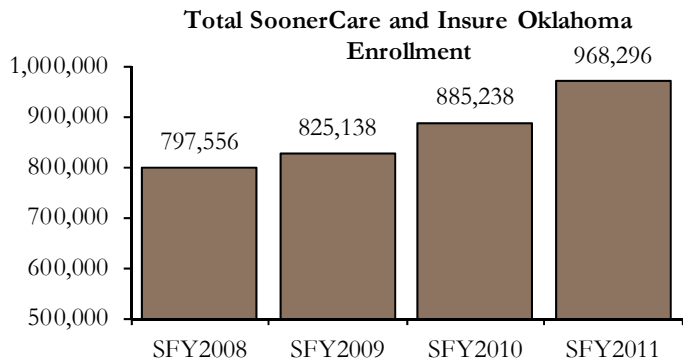


# Dental Fast Facts

## SFY2011 (July 2010 - June 2011)



OHCA's **Dental Program** provides a dental care benefit for adults 21 years of age and older and children under 21 years of age who are enrolled in SoonerCare (Traditional & Choice) programs. Services for adults are limited to: Emergency Extractions, Smoking and Tobacco Use Cessation Counseling and Medical and Surgical services. The program provides the basic medically necessary treatment for children. Providers must have prior authorization for certain specified services before delivery of that service, unless the service is provided on an emergency basis.



Dental Services Paid for SFY2011	Number of Services*	Count of Members*	Avg Number Services per Member
Adjunctive General Services (Occlusal Guards, Sedation, and Hospital Calls)	189,675	108,723	1.7
Diagnostics Procedures (Exams and X-rays)	911,674	283,630	3.2
Endodontics Services (Root Canals)	76,355	32,170	2.4
Oral & Maxillofacial Surgery (Jaw Surgery, and Removal of Teeth)	196,059	65,219	3.0
Orthodontics Services (Braces)	12,164	11,197	1.1
Periodontics Services (Gum Surgery, Deep Scale and Root Planing)	12,935	3,592	3.6
Preventive Services (Sealants, Cleanings, Fluoride, and Education)	886,313	250,121	3.5
Prosthetic Services (Crowns, Replacing Missing Teeth)	587	438	1.3
Restorative Services (Fillings)	478,639	117,004	4.1
<b>Total Services</b>			<b>2,764,401</b>
<b>Total Members Served (Unduplicated)</b>			<b>297,476</b>
<b>Average Number of Dental Services per Member</b>			<b>9</b>

\* Claims/members have multiple service categories will be counted multiple times.