

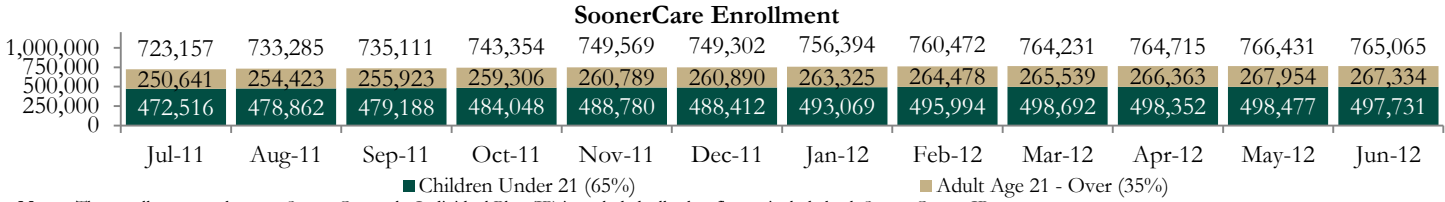
Behavioral Health Fast Facts

June 2012

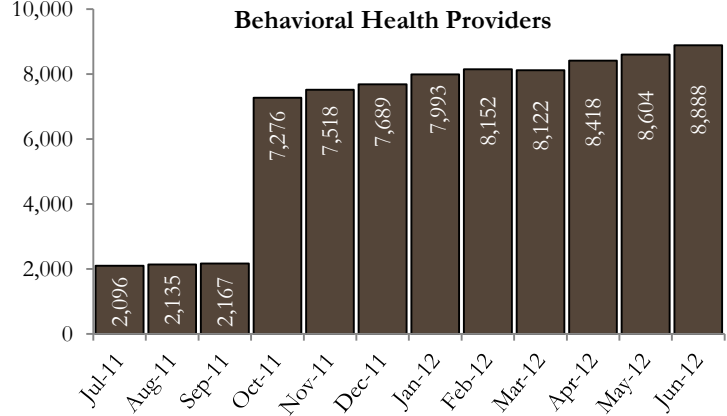
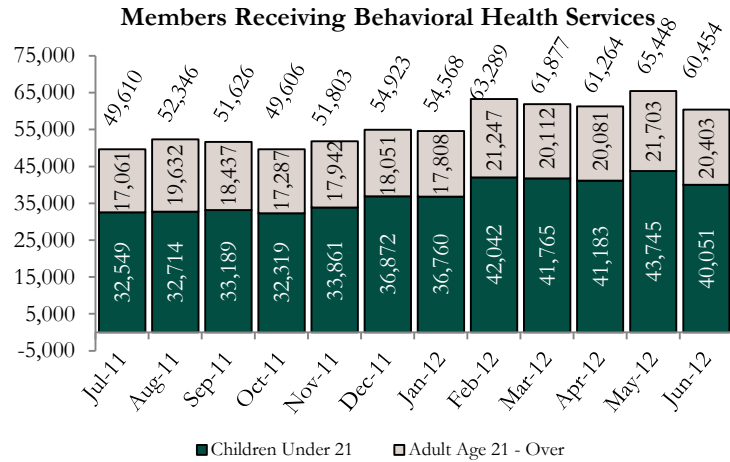


OHCA's Behavioral Health Program provides a behavioral health care benefit for adults 21 years of age and older and children under 21 years of age who are enrolled in SoonerCare (Traditional & Choice) programs.

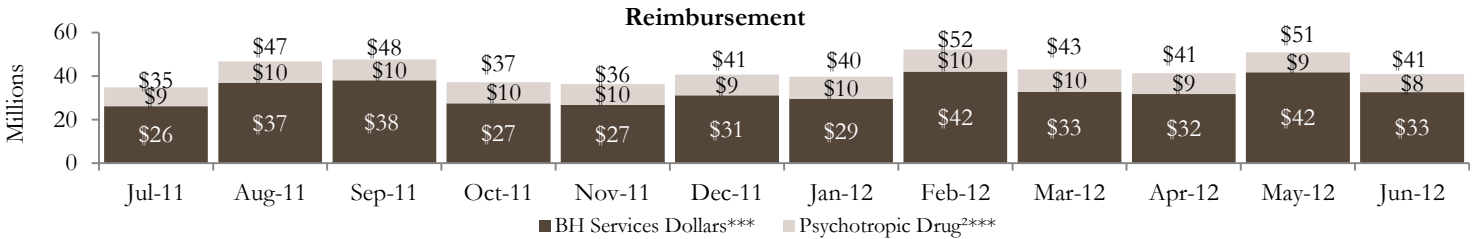
* Due to federal regulations, the OHCA must have an approved agreement on file for all providers providing care to our members. The October 2011 increase in behavior health providers represents OHCA's decision to enroll providers who were previously providing services in an outpatient behavioral health agency or community mental health center without an agreement on file.



Notes: The enrollment numbers are SoonerCare only, Individual Plan (IP) is excluded, all other figures include both SoonerCare & IP



*See note above regarding the October 2011 increase in the number of behavioral health providers.



Category of Service	Children Under 21			Adult Age 21 and Over		
	Reimbursement	Members Served*	Average per Member	Reimbursement	Members Served*	Average per Member
	Inpatient (Acute-General)	\$216,246	89	\$2,430	\$932,932	361
Inpatient (Acute-Freestanding)	\$531,660	149	\$3,568			
Psychiatric Residential Treatment Facility (PRTF)	\$7,696,279	1,016	\$7,575			
Outpatient**	\$13,309,851	34,612	\$385	\$5,507,181	15,478	\$356
Psychologist	\$514,289	1,970	\$261	\$166,880	673	\$248
Psychiatrist	\$219,233	2,272	\$96	\$269,846	3,457	\$78
Residential Behavior Mgmt Services (Group)	\$1,182,647	449	\$2,634			
Residential Behavior Mgmt Services (IFC) (Therapeutic Foster Care)	\$1,263,853	738	\$1,713			
SMI/SED Case Management	\$334,215	3,643	\$92	\$240,812	3,899	\$62
Other OP Behavioral Hlth Services	\$58,513	184	\$318	\$202,720	622	\$326
Total* (unduplicated)	\$25,326,784	40,051	\$632	\$7,320,373	20,403	\$359

*The Total is an unduplicated count, members are only being counted once. Member Served counts members multiple times if they have multiple Category of Services, however, they are only counted once under each category of service. **The Outpatient category consists of agencies providing mental health, substance abuse and TCM (Target Case Management). ***Totals may not sum correctly due to rounding calculations.

¹ Behavioral Health Services Reimbursement is based on category of service. It does not include diagnosis information, which may not include all the expenses related to behavioral health services. Behavioral Health Services Reimbursement average 9% (as of SFY 2011) of the overall annual SoonerCare budget (excluding Psychotropic Drugs²).

² Prescription claims that are not coded with diagnostic information and drugs used to treat behavioral health conditions may be used for some physical health conditions as well.

This figure includes all uses of the drug included within behavioral health categories. Reporting of figures are based on the payment date of the claims. Trends from month to month vary due to sporadic billing.

This publication is authorized by the Oklahoma Health Care Authority in accordance with state and federal regulations. OHCA is in compliance with Title VI and Title VII of the 1964 Civil Rights Act and the Rehabilitation Act of 1973. For additional copies, you can go online to OHCA's website www.okhca.org/research/data. The Oklahoma Health Care Authority does not discriminate on the basis of race, color, national origin, gender, religion, age or disability in employment or the provision of services. The data is valid as of 7/17/2012 and is subject to change.