

SoonerCare Fast Facts

February 2014



TOTAL ENROLLMENT — OKLAHOMA SOONERCARE (MEDICAID)

Qualifying Group	Age Group	Enrollment	% of Total
Aged/Blind/Disabled	Child	19,124	2.34%
Aged/Blind/Disabled	Adult	133,879	16.37%
Children/Parents	Child	508,051	62.10%
Children/Parents	Adult	87,236	10.66%
Other	Child	92	0.01%
Other	Adult	21,765	2.66%
Oklahoma Cares (Breast & Cervical Cancer)		589	0.07%
SoonerPlan (Family Planning)		46,826	5.72%
TEFRA		501	0.06%

Total Enrollment	818,063	Adults	285,808	35%
		Children	532,255	65%

*Effective Jan 1, 2014, SoonerPlan and full scope pregnancy benefits Federal Poverty Level income limit decreased to 133% from 185%.

OTHER Group includes—DDSD State-PKU-Q1-Q2-Refugee--SLMB-Soon to be Sooners (STBS) and TB patients. The Total Enrollment figure makes up 469,268 cases. A case is used to group members of the same family living in the same household.

For more information go to www.okhca.org under Individuals then to Programs. Insure Oklahoma members are NOT included in the figures above.

Unless stated otherwise, CHILD is defined as an individual under the age of 21.

Note that all subsequent figures are groups within the above total enrollment numbers (except Insure Oklahoma). SoonerPlan members are not entitled to the full scope of benefits only family planning services are covered.

The Insure Oklahoma is a program to assist qualifying small business owners, employees & their spouses (Employer-Sponsored Insurance—ESI) with health insurance premiums and some individual Oklahomans (Individual Plan—IP) with limited health coverage. www.insureoklahoma.org

New Enrollees

Oklahoma SoonerCare members that have not been enrolled in the past 6 months.

Adults	6,372
Children	8,815
Total	15,187

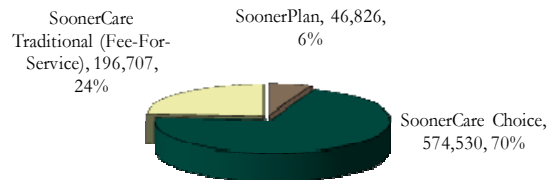
CHIP Breakdown of Total Enrollment

Members qualifying for SoonerCare (Medicaid) eligibility under the CHIP program are under age 19 and have income between the maximum for standard eligibility and the expanded 185% of Federal Poverty Level (FPL) income guidelines.

Age Breakdown	% of FPL	CHIP Enrollees
INSURE OK DEPENDENTS (ESI)		262
PRENATAL		2,948
INFANT	150% to 185%	1,829
01-05	133% to 185%	12,251
06-12	100% to 185%	35,614
13-18	100% to 185%	25,616
Total		78,520

Data was compiled as of the report date. Numbers frequently change due to certifications occurring after the data is extracted and other factors. This report is based on data within the system prior to the report date. A majority of the data is a “point in time” representation of the specific report month and is not cumulative. Unless stated otherwise, CHILD is defined as an individual under the age of 21. The data is valid as of the report date and is subject to change.

Delivery System Breakdown of Total Enrollment



Other Enrollment Facts

Total Enrollment including Insure Oklahoma— **837,714**

Unduplicated enrollees State Fiscal Year-to-Date (July through report month including Insure Oklahoma) — **968,532**

Other Breakdowns of Total Enrollment

Oklahoma SoonerCare (Medicaid) members residing in a long-term care facility — **15,236**

Oklahoma persons enrolled in both Medicare and Medicaid (Dual Enrollees) — **109,623**

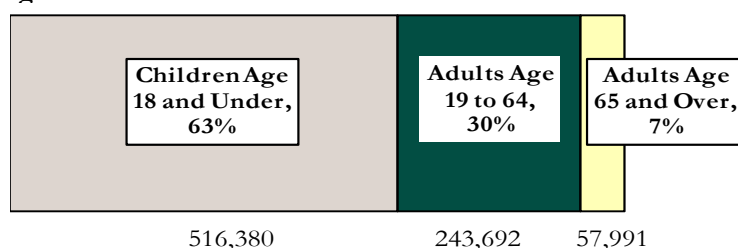
Small Businesses Enrolled in ESI	Employees w/ ESI	Individual Plan (IP) Members
4,392	14,809	4,842

Race Breakdown of Total Enrollment

	Children	Adults	Percent	Pregnant Women
American Indian	63,860	24,274	11%	2,849
Asian or Pacific Islander	9,190	4,620	2%	669
Black or African	65,390	38,979	13%	2,434
Caucasian	334,927	203,761	66%	17,068
Multiple Race	51,393	11,607	8%	1,677
Declined to Answer	7,495	2,567	1.23%	599
Hispanic Ethnicity	110,246	19,549	16%	4,836

Race is self-reported by members at the time of enrollment. The multiple race members have selected two or more races. Hispanic is an ethnicity not a race. Hispanics can be of any race and are accounted for in a race category above.

Age Breakdown of Total Enrollment

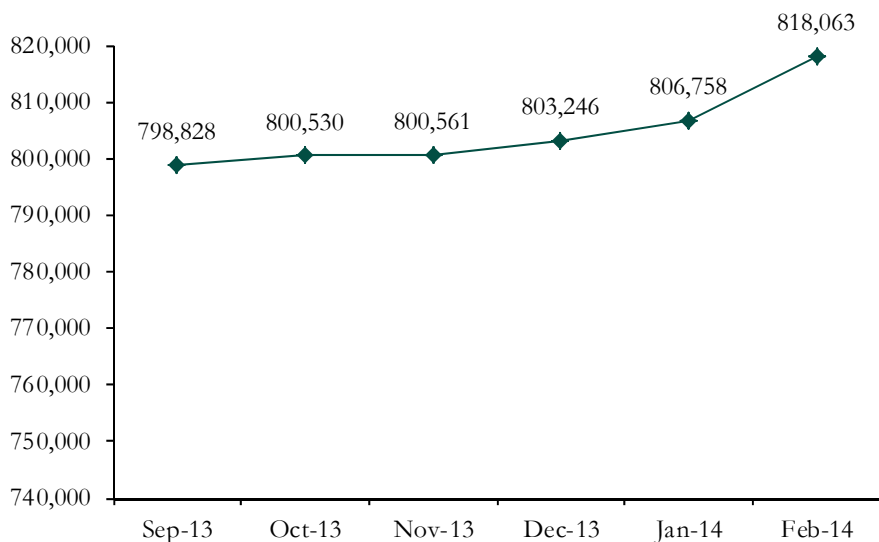


SoonerCare Fast Facts

February 2014



Total Enrollment Trend



The increase beginning in January 2014 was by majority due to the requirement to maintain coverage through March 2014.

February 25, 2014

OHCA Contacts: [Jo Kilgore](#) - (405) 522-7474, [Jennie Melendez](#) - (405) 522-7404

Oklahoma is National Model in the Growing Field of Genetics

Oklahoma's work in the field of genetics has been leading the way for Medicaid agencies. The Oklahoma Health Care Authority (OHCA) is unique among other states in that it's the only state agency in the country to have a geneticist on-staff. Dr. Alison Adams Martinez, Ph.D., recently presented on Oklahoma's approach and policies towards genetic testing for a national audience of medical directors.

The use of genetic testing and other molecular pathology (MolPath) services are on the rise, with applications ranging from diagnostics to personalized medicine. While these technologies promise exciting new improvements in patient care, most tests do not require FDA approval, and their impact on outcomes may not be supported by solid evidence. If not monitored, novel technologies could lead to costly and potentially wasteful spending by Medicaid agencies.

"Part of our role at the Health Care Authority is to make sure that our members have access to the most clinically beneficial technologies, and we are trying to be thorough and thoughtful in evaluating the benefits and drawbacks of new genetic tests," said Martinez.

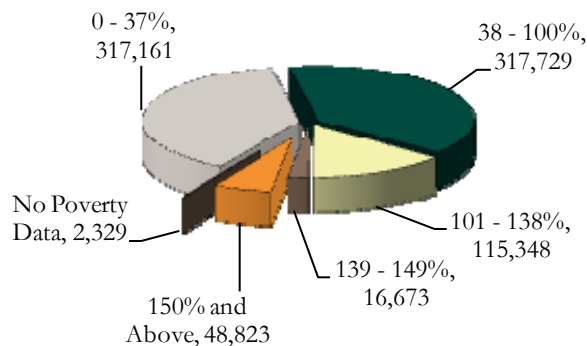
Martinez joined the Medical Professional Services unit of the OHCA in 2012. In her role as geneticist, Martinez reviews and develops recommendations for coverage of genetic testing and responds to inquiries from SoonerCare (Oklahoma Medicaid) providers regarding these new technologies.

Martinez's webinar was the February Open Mic of the National Association of Medicaid Directors (NAMD) and covered topics from coverage criteria to the key challenges faced by OHCA's genetic testing program.

"Oklahoma is always looking to share our perspective on genetic testing and promote a nationwide free exchange of ideas on this topic," said Martinez.

For more information on the role of genetics at OHCA, visit: www.okhca.org/gt.

Percent of Federal Poverty Level Totals



The "No Poverty Data" group consists of members with no poverty data and members enrolled with an aid category of U- DDS State, R2 - OJA not Incarcerated, or R4 - OJA Incarcerated. These aid categories do not require poverty data or do not use the poverty data.