

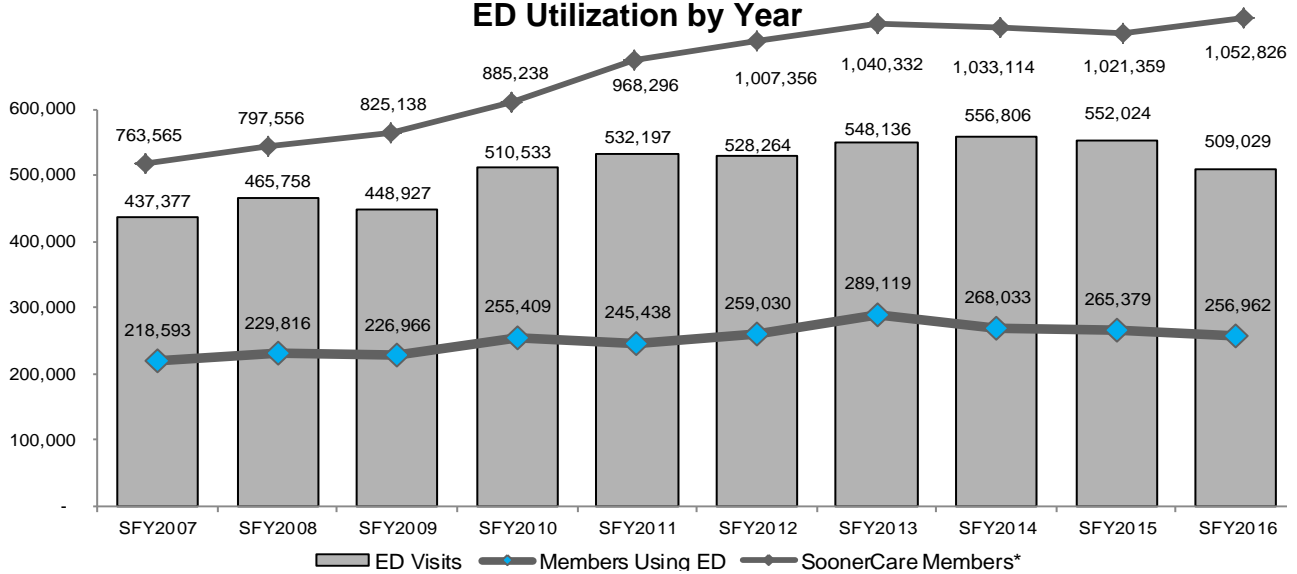
Emergency Department Fast Facts

State Fiscal Year 2016



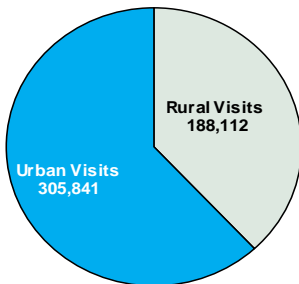
The Emergency Department (ED) Fast Facts provides a summary of SoonerCare ED visits. This summarizes physician, facility ED charges and overall ED utilization by SoonerCare members. No ancillary or SoonerCare Supplemental (Dual Enrollees) costs are included unless otherwise specified.

ED Utilization by Year



The data is an unduplicated count of facility and professional claims. *SoonerCare Members include Insure Oklahoma members.

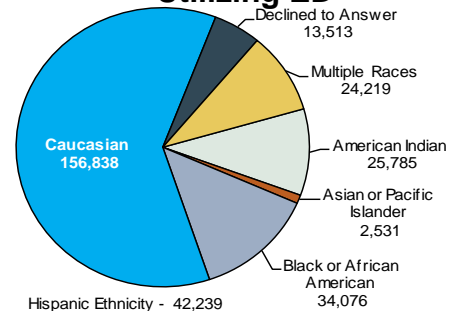
ED Visits by Location



Facility location based on county of billing provider. Urban/rural designation by county is defined by Metropolitan Statistical Area (MSA) data and definitions adopted by the U.S. Health and Human Services Office of Rural Health Policy (ORHP/HHS). Excludes out of state location.

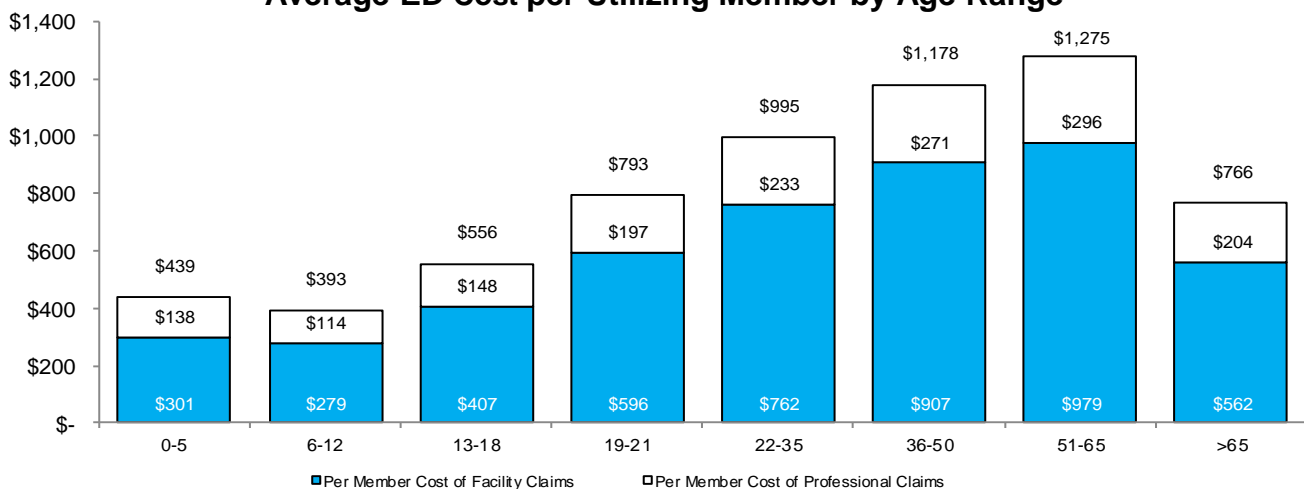
Total Members Utilizing ED	
256,962 (25%)	
Adult	Child
75,342	181,620
Male	Female
110,074	146,888

Race Breakdown of Members Utilizing ED



Race is self-reported by members at the time of enrollment. The multiple race members have selected two or more races. Hispanic is an ethnicity not a race. Hispanics can be of any race and are accounted for in a race category above.

Average ED Cost per Utilizing Member by Age Range

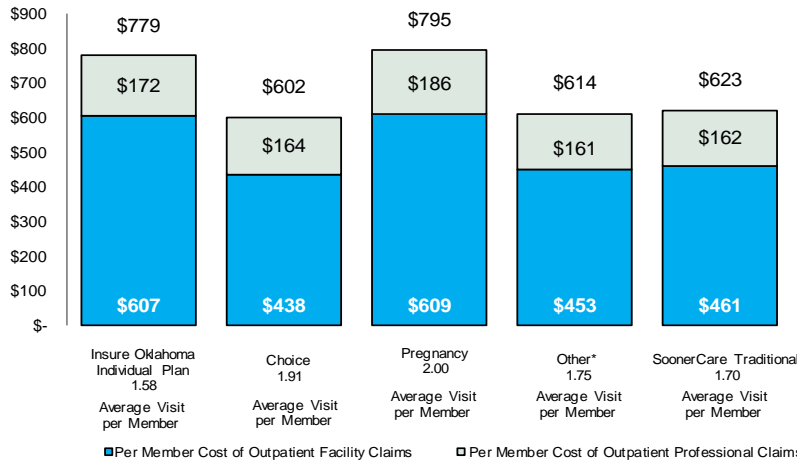


For this report CHILD is defined as an individual age 20 and younger. The greater than 65 age range contains a large percentage of members with both Medicaid and Medicare (SoonerCare Supplemental/Dual Enrollees) coverage. OHCA only pays the co-pay and deductible for SoonerCare Supplemental, which accounts for the relative decline in cost for members 65 and older.

Emergency Department Fast Facts State Fiscal Year 2016



Average ED Cost Per Utilizing Member by Benefit Program

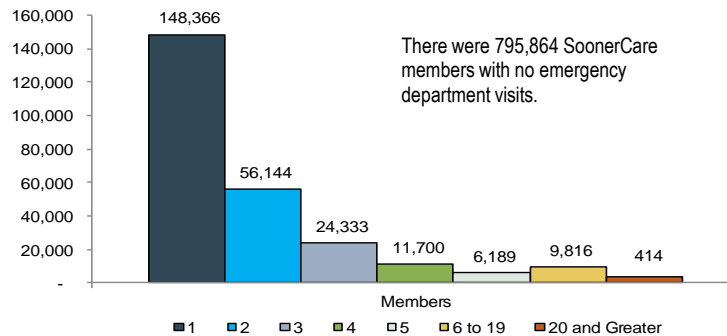


Total ED Cost*	\$164,451,840
Average per Visit Cost	\$323.07
Average Visit per Utilizing Member	1.98

*The Total ED Cost does not include ancillary services. The total ED cost with ancillary services was \$196,431,197.

*The Other category includes waiver and custody. It also contains very few members and therefore susceptible to larger variances in per member cost from year to year.

Members by Number of ED Visits



Visits are based on facility claims only.

First 10 Listed Diagnosis for Children	Visits
Acute Upper Respiratory Infection, Unspecified	15,704
Acute Pharyngitis, Unspecified	6,189
Fever, Unspecified	6,024
Viral Infection, Unspecified	5,484
Unspecified Otitis Media	5,322
Acute Upper Respiratory Infections Of Unspecified Site	5,319
Fever, Unspecified	3,990
Streptococcal Pharyngitis	3,598
Otitis Media, Unspecified, Right Ear	3,419
Otitis Media, Unspecified, Left Ear	3,153
First 10 Listed Diagnosis for Adults	Visits
Urinary Tract Infection, Site Not Specified	3,076
Chest Pain, Unspecified	2,697
Unspecified Abdominal Pain	2,531
Other Chest Pain	2,423
Eadache	2,276
Urinary Tract Infection, Site Not Specified	2,017
Acute Bronchitis, Unspecified	1,975
Low Back Pain	1,837
Chest Pain, Unspecified	1,834
Other Current Conditions Classifiable Elsewhere Of Mother, Antepartum Condition Or Complication	1,804

For this report CHILD is defined as an individual age 20 and younger. For this report, ER data only includes outpatient hospital claims with ER revenue codes and physician claims with ER procedure codes. This publication is authorized by the Oklahoma Health Care Authority in accordance with state and federal regulations. OHCA is in compliance with the Title VI and Title VII of the 1964 Civil Rights Act and the Rehabilitation Act of 1973. For additional copies, you can go online to OHCA's web site www.okhca.org under Research/Statistics and Data (www.okhca.org/research/data). The Oklahoma Health Care Authority does not discriminate on the basis of race, color, national origin, gender, religion, age or disability in employment or the provision of services. Data was compiled by Reporting and Statistics as of the report date and is subject to change.