

# SoonerCare Children Fast Facts

## November 2016

Children age 18 and younger are the largest number of enrollees in the SoonerCare program, at approximately 65 percent. All children enrolled under the SoonerCare program can receive a vast array of treatment and services such as inpatient and outpatient hospital, dental, behavioral health, prescribed drugs, and child health services. For more information go to our website at [www.okhca.org](http://www.okhca.org).

### SoonerCare Children Breakdown

Qualifying Group	Enrollment by Age Group						
	Total	Under 1	1 - 2	3 - 5	6 - 9	10 - 14	15 - 18
Aged/Blind/Disabled (ABD)	16,232	77	587	1,466	3,670	5,901	4,531
Children in the Children/Parents Group	515,073	35,991	62,146	88,806	118,040	127,529	82,561
Other	23	2	1	0	3	4	13
TEFRA	630	2	48	157	159	177	87

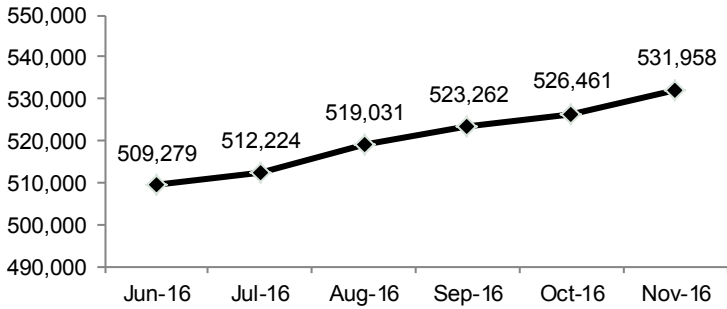
OTHER Group includes—Family Planning-Refugee-Qualified Medicare Beneficiary-SLMB-DDSD Supported Living and TB patients. For more information go to [www.okhca.org](http://www.okhca.org) under Individuals and Programs. Insure Oklahoma members are NOT included in the figures above.

**Total Child Enrollment 531,958 Males 271,273 Females 260,685**

**Children with Long-Term Care - 13  
Children with Third Party Liability - 43,273  
Child Dual Enrollees - 25**

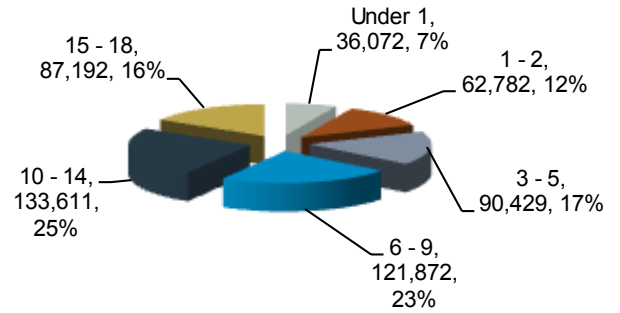
**SFY2017 Enrollment Year to Date 559,098**

**Child Enrollment Trend**



**Nov-16 Enrollment: 531,958 Nov-15 Enrollment: 519,772 Change in Enrollment: 12,186**

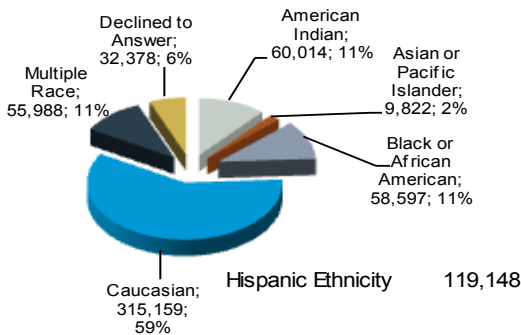
**Age Breakdown of Child Enrollment**



**Delivery System Breakdown of Child Enrollment**

Program	Enrollment	Percent
SoonerCare Traditional (Fee-For-Service)	84,740	15.9%
SoonerCare Choice	447,218	84.1%

**Race Breakdown of Child Enrollment**



Race is self-reported by members at the time of enrollment. The multiple race members have selected two or more races. Hispanic is an ethnicity not a race. Hispanics can be of any race and are accounted for in a race category above.

Top 10 Paid Child Services Categorized as:	Members Served (Unduplicated)	Claims Paid	Amount Paid
Physician Services	164,156	446,154	\$29,217,742.57
Inpatient Services	5,030	5,524	\$23,623,188.22
Prescribed Drugs Services	143,554	312,961	\$22,966,755.34
Behavioral Hlth Services - Child (BHSC) Svcs	37,086	221,061	\$14,800,294.28
Outpatient Services	45,415	55,590	\$13,491,935.12
Psychiatric Services	1,251	3,773	\$8,210,908.92
Clinic Services	25,441	49,424	\$7,474,193.19
Targeted Case Manager (TCM) Services	9,057	15,957	\$2,978,817.66
Comm Mntl Hth Svcs - Child Priv	5,593	20,325	\$2,446,096.87
MSDG Services	5,514	17,663	\$2,254,062.23
<b>All Paid Services in Reporting Month:</b>	<b>523,867</b>	<b>2,161,126</b>	<b>\$152,315,097.86</b>

For this report CHILD is defined as an individual age 18 and younger. This publication is authorized by the Oklahoma Health Care Authority in accordance with state and federal regulations. OHCA is in compliance with the Title VI and Title VII of the 1964 Civil Rights Act and the Rehabilitation Act of 1973. For additional copies, you can go online to OHCA's web site [www.okhca.org](http://www.okhca.org) under Research/ Statistics and Data ([www.okhca.org/research/data](http://www.okhca.org/research/data)). The Oklahoma Health Care Authority does not discriminate on the basis of race, color, national origin, gender, religion, age or disability in employment or the provision of services. Data was compiled by Office of Data Governance & Analytics as of the report date and is subject to change.