

# Provider Fast Facts by County

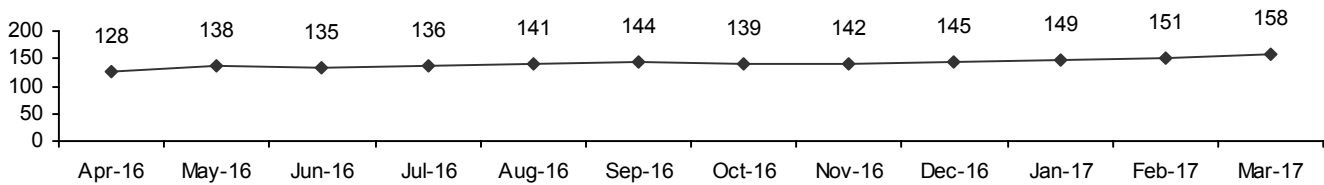
March 2017



## Adair County

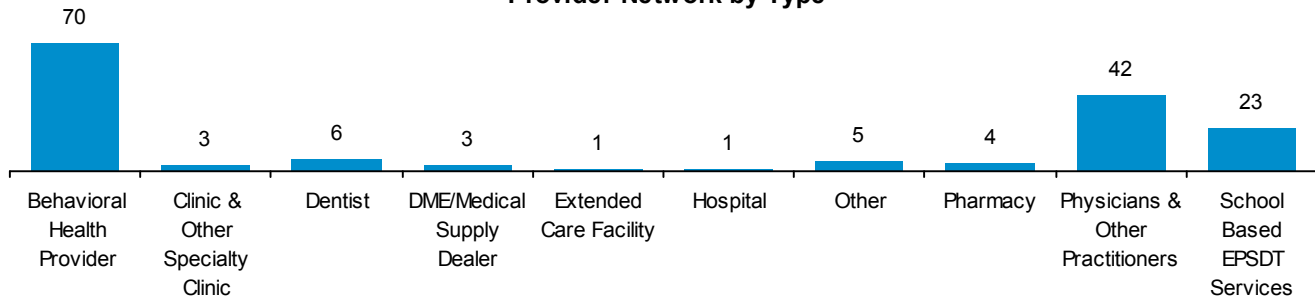
Provider Network is providers who are contracted to provide health care services by locations, programs, types, and specialties. Providers are being counted multiple times if they have multiple locations, programs, types, and/or specialties. The term "contracted" is defined as a provider that was enrolled with Oklahoma SoonerCare within the reporting period, it does not necessarily indicate participation.

**Provider Network Count**



8 Newly Enrolled Provider. The data is based on the new provider IDs added to the system during the reporting month. The effective date of the contract may or may not be in that month.

**Provider Network by Type**

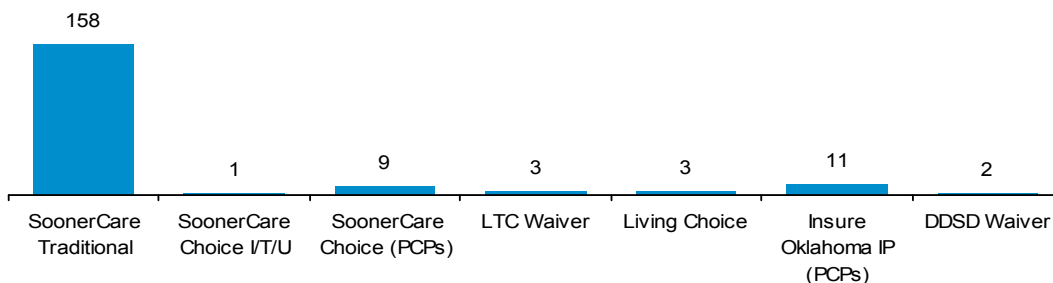


**Primary Care Provider (PCP) Capacities**

| SoonerCare Program      | Total Capacity | % of Capacity Used |
|-------------------------|----------------|--------------------|
| SoonerCare Choice       | 8,100          | 48.00%             |
| SoonerCare Choice I/T/U | 2,500          | 23.04%             |
| Insure Oklahoma IP      | 2,915          | 0.89%              |

Total Capacity represents the maximum number of members that PCPs request to have assigned within OHCA's limit. Panels on hold status are excluded from the capacity calculation.

**Provider Network by Program**



**Acronyms**

- DDSD - Developmental Disabilities Services Division
- DME - Durable Medical Equipment
- IP - Individual Plan
- I/T/U - Indian Health Service/Tribal/ Urban Indian
- LTC - Long-Term Care
- PCMH - Patient Centered Medical Home
- PCP - Primary Care Provider

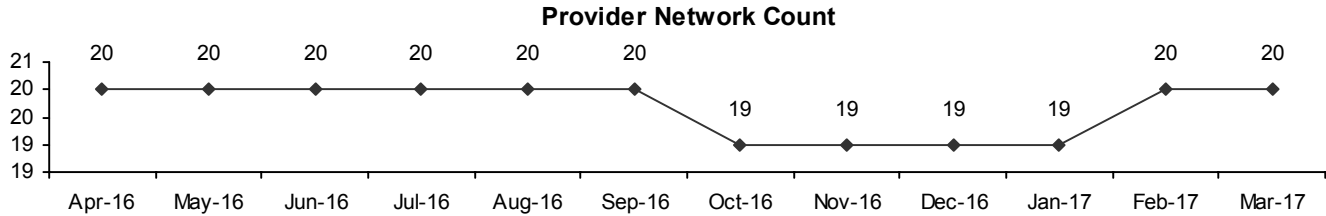
# Provider Fast Facts by County

March 2017

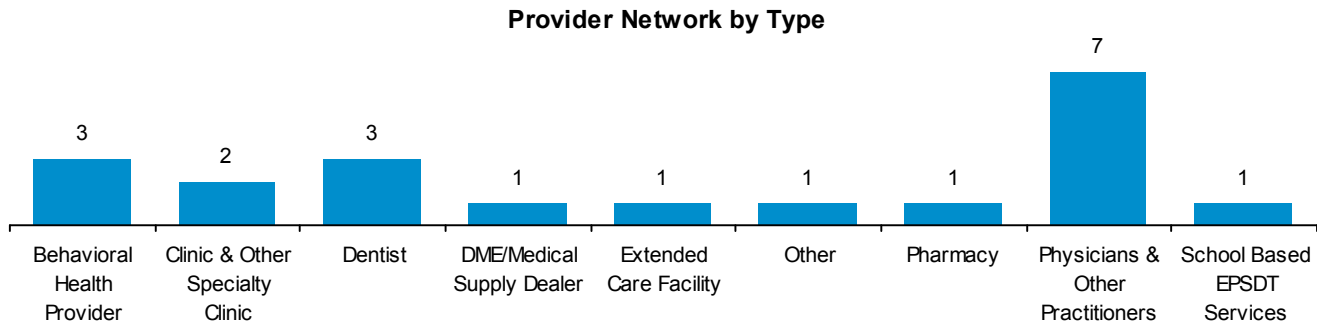


## Alfalfa County

Provider Network is providers who are contracted to provide health care services by locations, programs, types, and specialties. Providers are being counted multiple times if they have multiple locations, programs, types, and/or specialties. The term "contracted" is defined as a provider that was enrolled with Oklahoma SoonerCare within the reporting period, it does not necessarily indicate participation.



0 Newly Enrolled Provider. The data is based on the new provider IDs added to the system during the reporting month. The effective date of the contract may or may not be in that month.

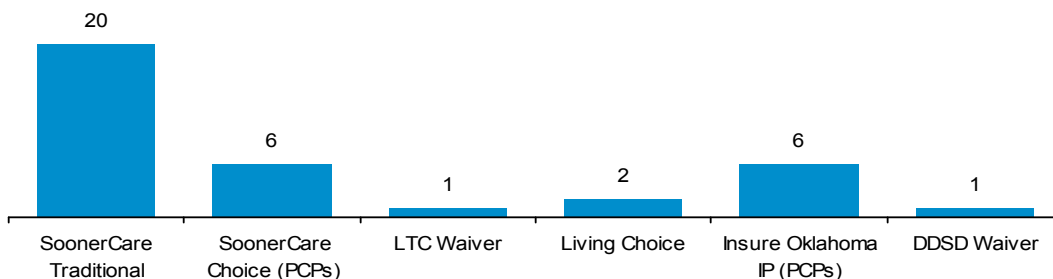


### Primary Care Provider (PCP) Capacities

| SoonerCare Program | Total Capacity | % of Capacity Used |
|--------------------|----------------|--------------------|
| SoonerCare Choice  | 2,750          | 28.18%             |
| Insure Oklahoma IP | 1,500          | 0.27%              |

Total Capacity represents the maximum number of members that PCPs request to have assigned within OHCA's limit. Panels on hold status are excluded from the capacity calculation.

### Provider Network by Program



### Acronyms

- DDSD - Developmental Disabilities Services Division
- DME - Durable Medical Equipment
- IP - Individual Plan
- I/T/U - Indian Health Service/Tribal/ Urban Indian
- LTC - Long-Term Care
- PCMH - Patient Centered Medical Home
- PCP - Primary Care Provider

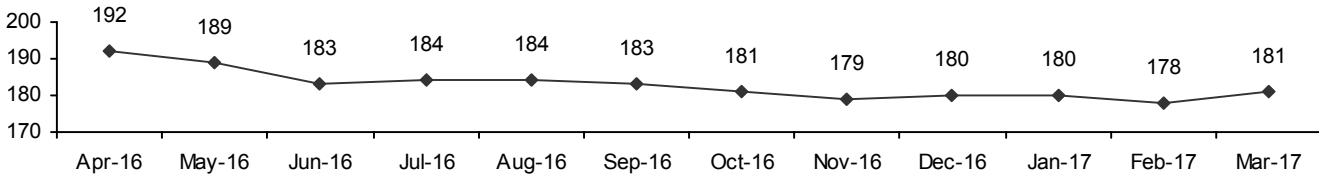
# Provider Fast Facts by County

March 2017

## Atoka County

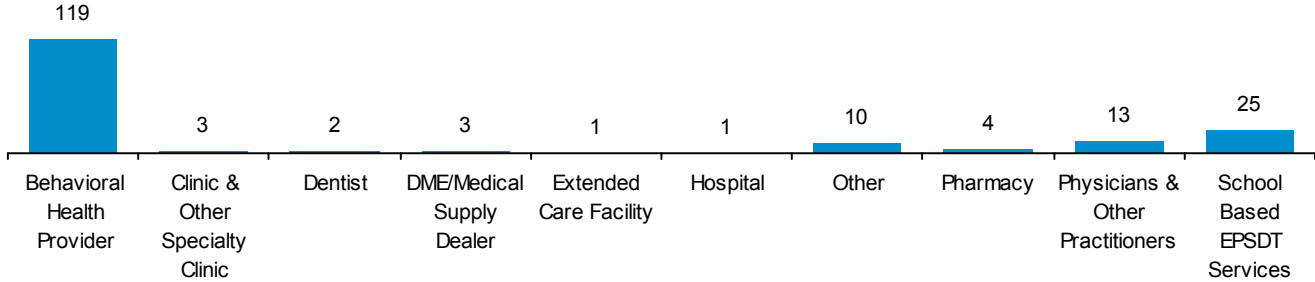
Provider Network is providers who are contracted to provide health care services by locations, programs, types, and specialties. Providers are being counted multiple times if they have multiple locations, programs, types, and/or specialties. The term "contracted" is defined as a provider that was enrolled with Oklahoma SoonerCare within the reporting period, it does not necessarily indicate participation.

**Provider Network Count**



1 Newly Enrolled Provider. The data is based on the new provider IDs added to the system during the reporting month. The effective date of the contract may or may not be in that month.

**Provider Network by Type**

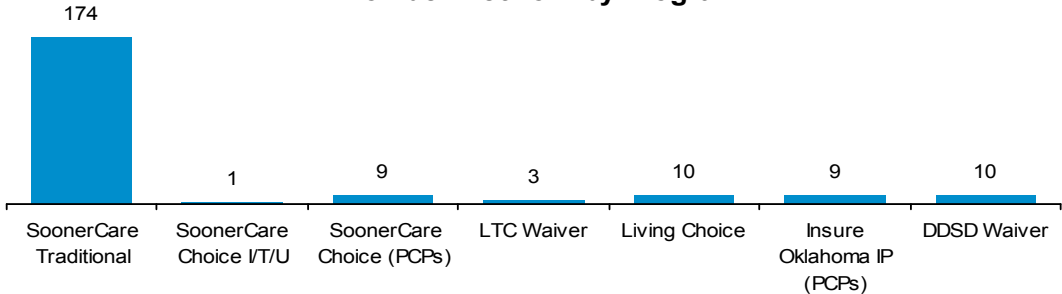


**Primary Care Provider (PCP) Capacities**

| SoonerCare Program      | Total Capacity | % of Capacity Used |
|-------------------------|----------------|--------------------|
| SoonerCare Choice       | 13,000         | 12.42%             |
| SoonerCare Choice I/T/U | 1,000          | 6.30%              |
| Insure Oklahoma IP      | 5,450          | 0.40%              |

Total Capacity represents the maximum number of members that PCPs request to have assigned within OHCA's limit. Panels on hold status are excluded from the capacity calculation.

**Provider Network by Program**



**Acronyms**

- DDSD - Developmental Disabilities Services Division
- DME - Durable Medical Equipment
- IP - Individual Plan
- I/T/U - Indian Health Service/Tribal/ Urban Indian
- LTC - Long-Term Care
- PCMH - Patient Centered Medical Home
- PCP - Primary Care Provider

# Provider Fast Facts by County

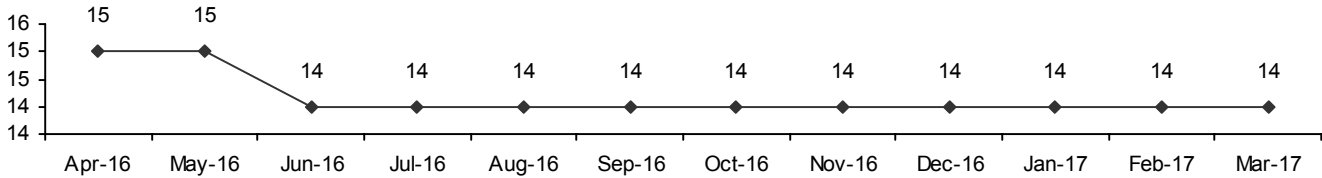
March 2017



## Beaver County

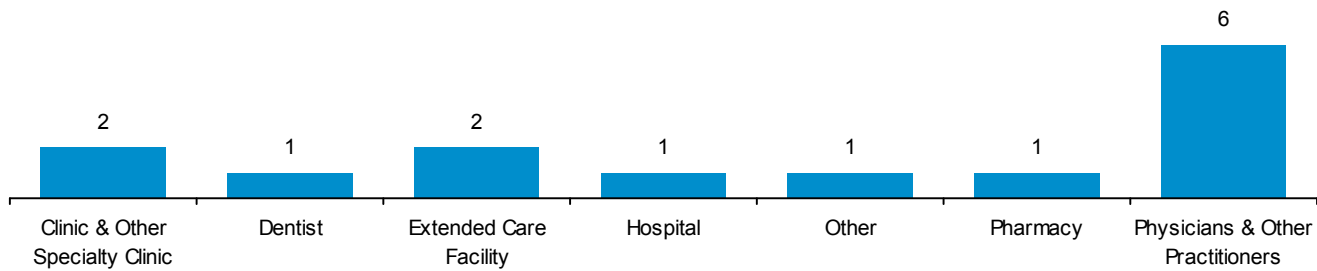
Provider Network is providers who are contracted to provide health care services by locations, programs, types, and specialties. Providers are being counted multiple times if they have multiple locations, programs, types, and/or specialties. The term "contracted" is defined as a provider that was enrolled with Oklahoma SoonerCare within the reporting period, it does not necessarily indicate participation.

**Provider Network Count**



0 Newly Enrolled Provider. The data is based on the new provider IDs added to the system during the reporting month. The effective date of the contract may or may not be in that month.

**Provider Network by Type**

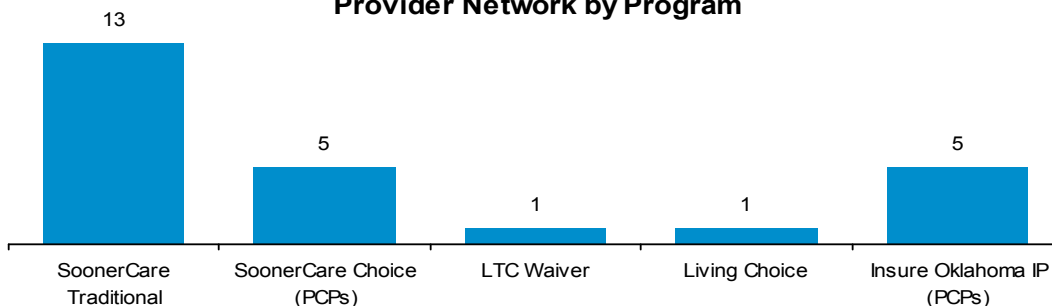


**Primary Care Provider (PCP) Capacities**

| SoonerCare Program | Total Capacity | % of Capacity Used |
|--------------------|----------------|--------------------|
| SoonerCare Choice  | 1,575          | 30.79%             |
| Insure Oklahoma IP | 1,525          | 0.20%              |

Total Capacity represents the maximum number of members that PCPs request to have assigned within OHCA's limit. Panels on hold status are excluded from the capacity calculation.

**Provider Network by Program**



**Acronyms**

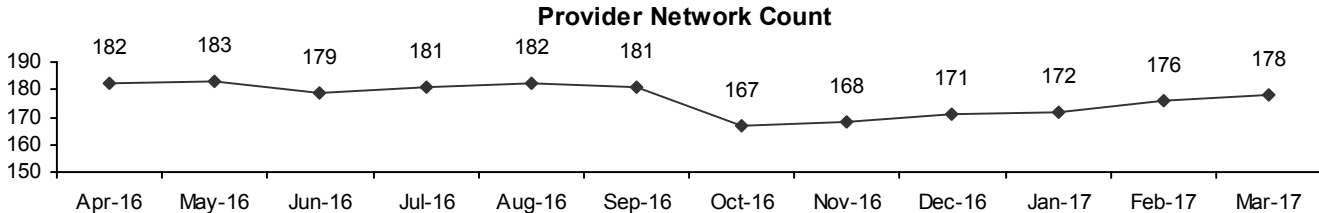
- DDSD - Developmental Disabilities Services Division
- DME - Durable Medical Equipment
- IP - Individual Plan
- I/T/U - Indian Health Service/Tribal/ Urban Indian
- LTC - Long-Term Care
- PCMH - Patient Centered Medical Home
- PCP - Primary Care Provider

# Provider Fast Facts by County

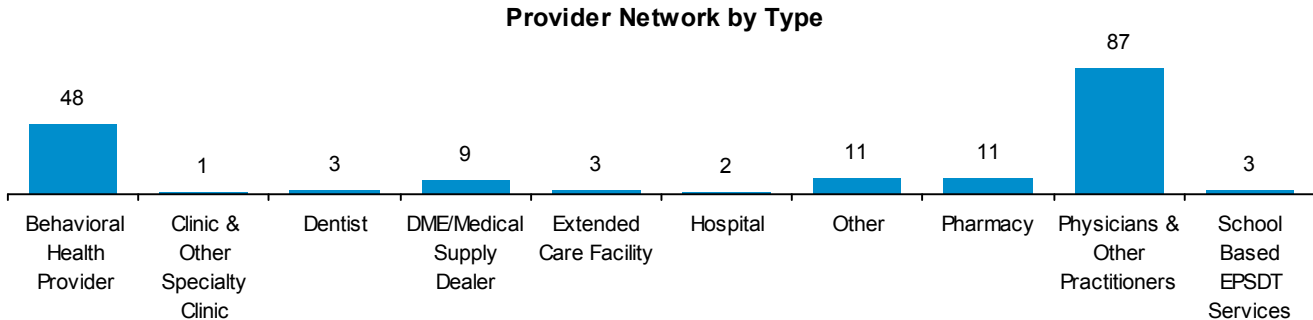
March 2017

## Beckham County

Provider Network is providers who are contracted to provide health care services by locations, programs, types, and specialties. Providers are being counted multiple times if they have multiple locations, programs, types, and/or specialties. The term "contracted" is defined as a provider that was enrolled with Oklahoma SoonerCare within the reporting period, it does not necessarily indicate participation.



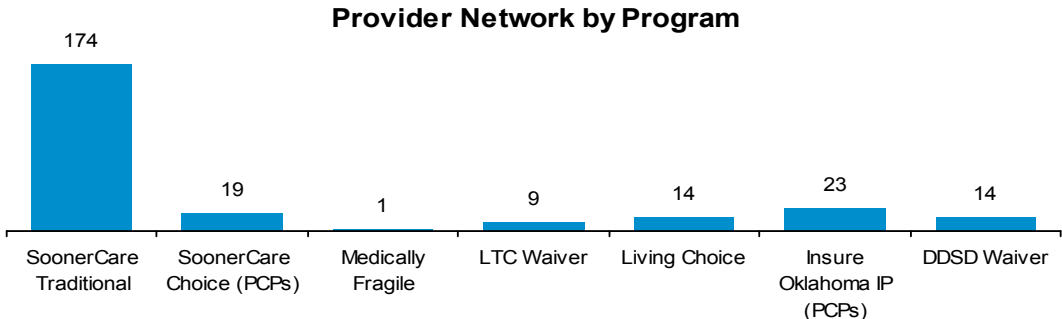
2 Newly Enrolled Provider. The data is based on the new provider IDs added to the system during the reporting month. The effective date of the contract may or may not be in that month.



### Primary Care Provider (PCP) Capacities

| SoonerCare Program | Total Capacity | % of Capacity Used |
|--------------------|----------------|--------------------|
| SoonerCare Choice  | 9,150          | 49.22%             |
| Insure Oklahoma IP | 3,680          | 1.47%              |

Total Capacity represents the maximum number of members that PCPs request to have assigned within OHCA's limit. Panels on hold status are excluded from the capacity calculation.



### Acronyms

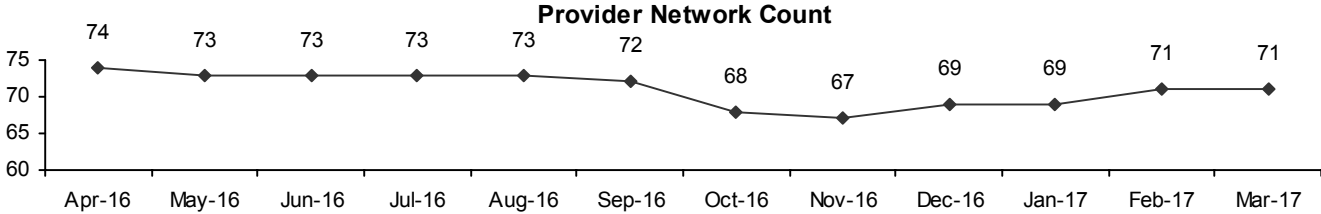
- DDSD - Developmental Disabilities Services Division
- DME - Durable Medical Equipment
- IP - Individual Plan
- I/T/U - Indian Health Service/Tribal/ Urban Indian
- LTC - Long-Term Care
- PCMH - Patient Centered Medical Home
- PCP - Primary Care Provider

# Provider Fast Facts by County

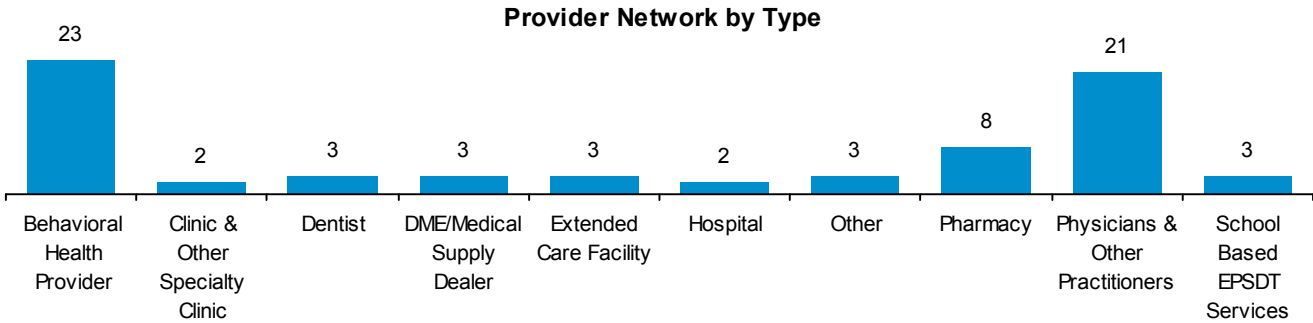
March 2017

## Blaine County

Provider Network is providers who are contracted to provide health care services by locations, programs, types, and specialties. Providers are being counted multiple times if they have multiple locations, programs, types, and/or specialties. The term "contracted" is defined as a provider that was enrolled with Oklahoma SoonerCare within the reporting period, it does not necessarily indicate participation.



0 Newly Enrolled Provider. The data is based on the new provider IDs added to the system during the reporting month. The effective date of the contract may or may not be in that month.

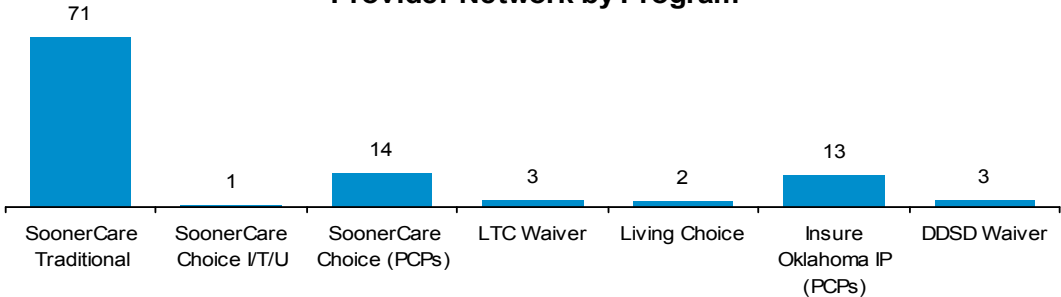


### Primary Care Provider (PCP) Capacities

| SoonerCare Program      | Total Capacity | % of Capacity Used |
|-------------------------|----------------|--------------------|
| SoonerCare Choice       | 4,750          | 33.37%             |
| SoonerCare Choice I/T/U | 2,500          | 0.80%              |
| Insure Oklahoma IP      | 1,200          | 0.75%              |

Total Capacity represents the maximum number of members that PCPs request to have assigned within OHCA's limit. Panels on hold status are excluded from the capacity calculation.

### Provider Network by Program



### Acronyms

- DDSD - Developmental Disabilities Services Division
- DME - Durable Medical Equipment
- IP - Individual Plan
- I/T/U - Indian Health Service/Tribal/ Urban Indian
- LTC - Long-Term Care
- PCMH - Patient Centered Medical Home
- PCP - Primary Care Provider

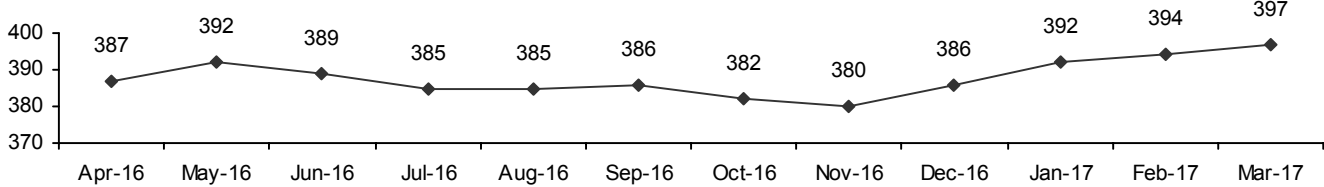
# Provider Fast Facts by County

March 2017

## Bryan County

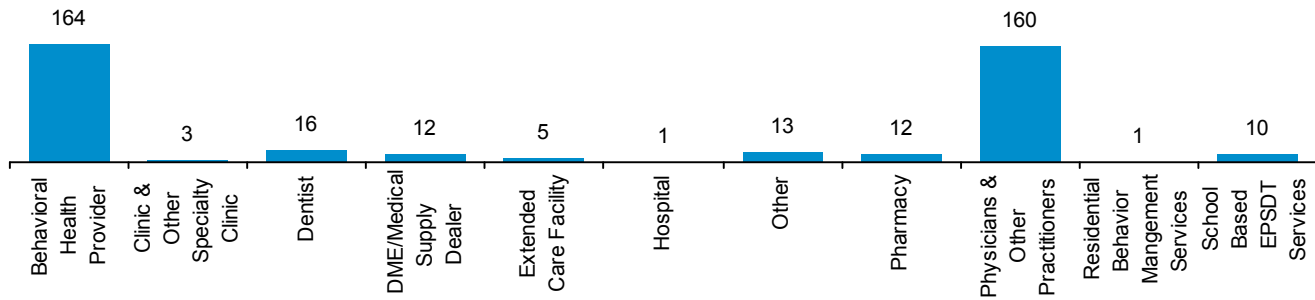
Provider Network is providers who are contracted to provide health care services by locations, programs, types, and specialties. Providers are being counted multiple times if they have multiple locations, programs, types, and/or specialties. The term "contracted" is defined as a provider that was enrolled with Oklahoma SoonerCare within the reporting period, it does not necessarily indicate participation.

**Provider Network Count**



2 Newly Enrolled Provider. The data is based on the new provider IDs added to the system during the reporting month. The effective date of the contract may or may not be in that month.

**Provider Network by Type**

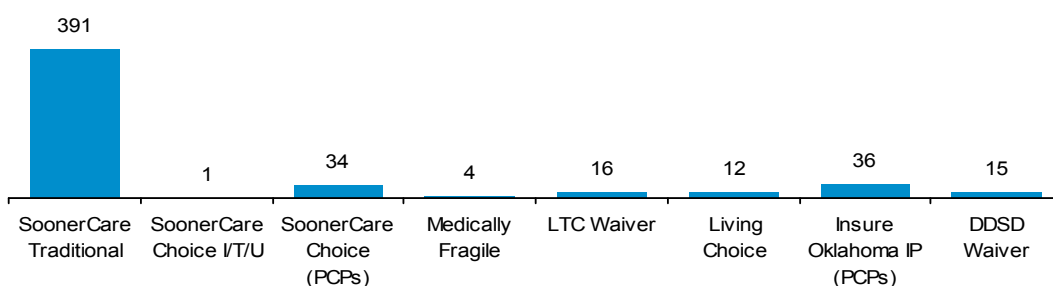


**Primary Care Provider (PCP) Capacities**

| SoonerCare Program      | Total Capacity | % of Capacity Used |
|-------------------------|----------------|--------------------|
| SoonerCare Choice       | 24,625         | 35.69%             |
| SoonerCare Choice I/T/U | 2,500          | 3.24%              |
| Insure Oklahoma IP      | 9,575          | 0.97%              |

Total Capacity represents the maximum number of members that PCPs request to have assigned within OHCA's limit. Panels on hold status are excluded from the capacity calculation.

**Provider Network by Program**



**Acronyms**

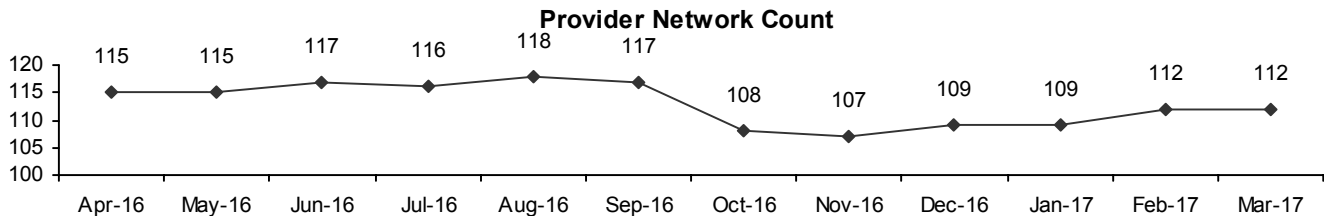
- DDSD - Developmental Disabilities Services Division
- DME - Durable Medical Equipment
- IP - Individual Plan
- I/T/U - Indian Health Service/Tribal/ Urban Indian
- LTC - Long-Term Care
- PCMH - Patient Centered Medical Home
- PCP - Primary Care Provider

# Provider Fast Facts by County

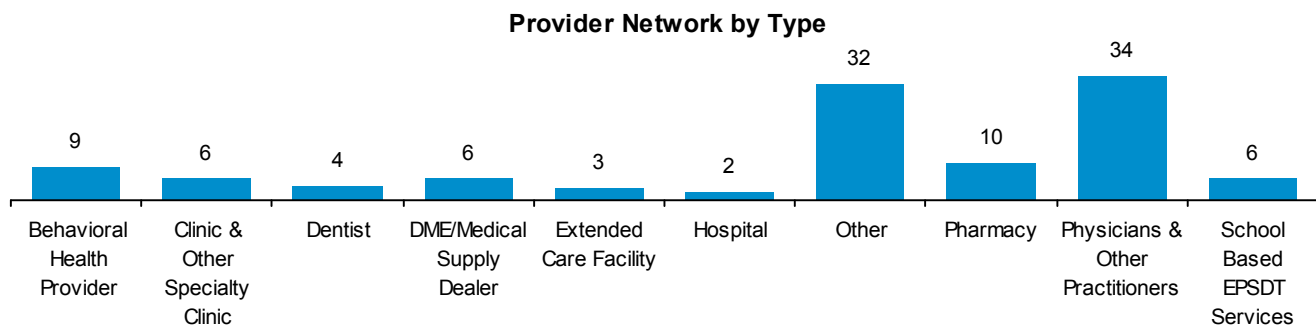
March 2017

## Caddo County

Provider Network is providers who are contracted to provide health care services by locations, programs, types, and specialties. Providers are being counted multiple times if they have multiple locations, programs, types, and/or specialties. The term "contracted" is defined as a provider that was enrolled with Oklahoma SoonerCare within the reporting period, it does not necessarily indicate participation.



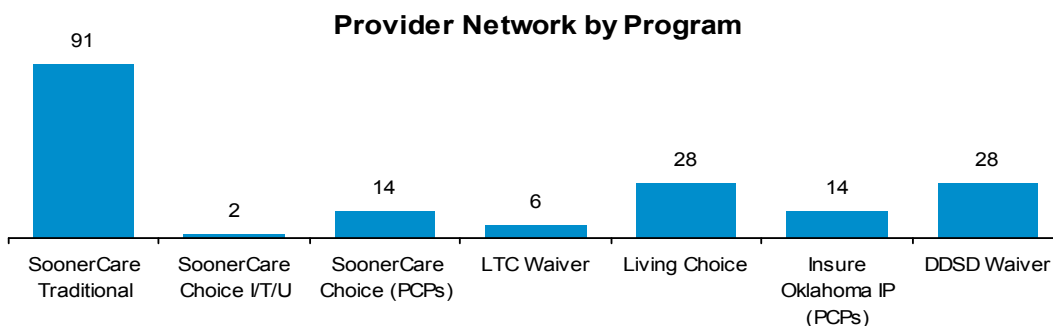
0 Newly Enrolled Provider. The data is based on the new provider IDs added to the system during the reporting month. The effective date of the contract may or may not be in that month.



### Primary Care Provider (PCP) Capacities

| SoonerCare Program      | Total Capacity | % of Capacity Used |
|-------------------------|----------------|--------------------|
| SoonerCare Choice       | 9,170          | 25.43%             |
| SoonerCare Choice I/T/U | 3,000          | 19.10%             |
| Insure Oklahoma IP      | 4,525          | 0.53%              |

Total Capacity represents the maximum number of members that PCPs request to have assigned within OHCA's limit. Panels on hold status are excluded from the capacity calculation.



### Acronyms

- DDSD - Developmental Disabilities Services Division
- DME - Durable Medical Equipment
- IP - Individual Plan
- I/T/U - Indian Health Service/Tribal/ Urban Indian
- LTC - Long-Term Care
- PCMH - Patient Centered Medical Home
- PCP - Primary Care Provider



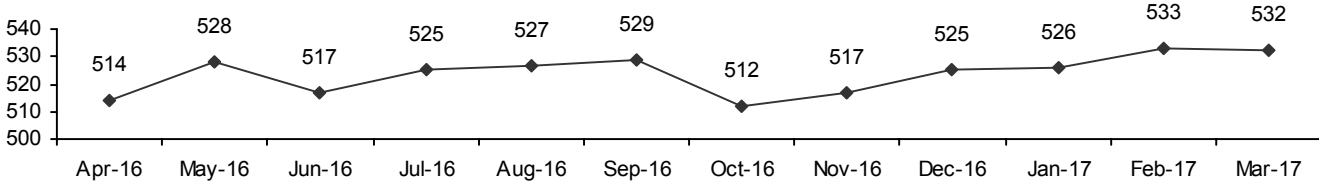
# Provider Fast Facts by County

March 2017

## Canadian County

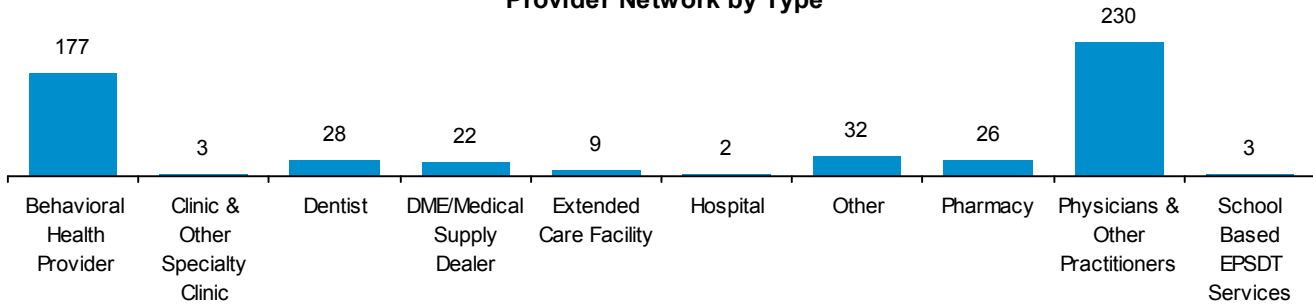
Provider Network is providers who are contracted to provide health care services by locations, programs, types, and specialties. Providers are being counted multiple times if they have multiple locations, programs, types, and/or specialties. The term "contracted" is defined as a provider that was enrolled with Oklahoma SoonerCare within the reporting period, it does not necessarily indicate participation.

**Provider Network Count**



1 Newly Enrolled Provider. The data is based on the new provider IDs added to the system during the reporting month. The effective date of the contract may or may not be in that month.

**Provider Network by Type**

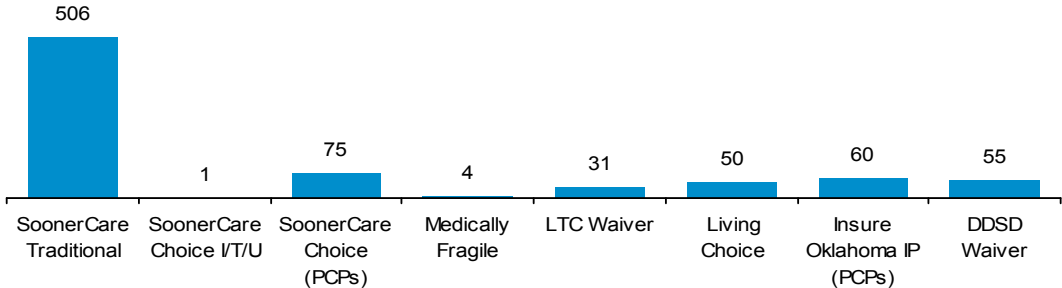


### Primary Care Provider (PCP) Capacities

| SoonerCare Program      | Total Capacity | % of Capacity Used |
|-------------------------|----------------|--------------------|
| SoonerCare Choice       | 22,550         | 55.51%             |
| SoonerCare Choice I/T/U | 2,500          | 4.20%              |
| Insure Oklahoma IP      | 8,850          | 0.86%              |

Total Capacity represents the maximum number of members that PCPs request to have assigned within OHCA's limit. Panels on hold status are excluded from the capacity calculation.

### Provider Network by Program



#### Acronyms

- DDSD - Developmental Disabilities Services Division
- DME - Durable Medical Equipment
- IP - Individual Plan
- I/T/U - Indian Health Service/Tribal/ Urban Indian
- LTC - Long-Term Care
- PCMH - Patient Centered Medical Home
- PCP - Primary Care Provider

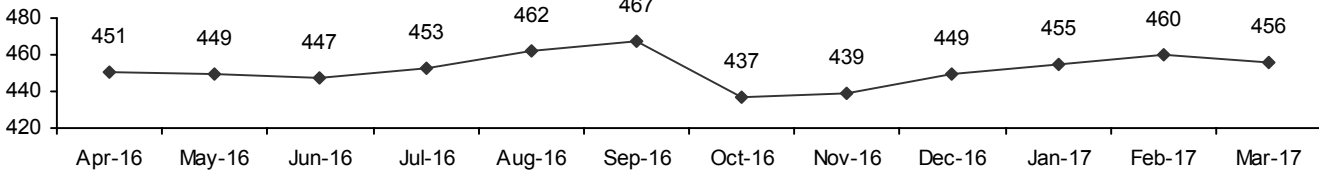
# Provider Fast Facts by County

March 2017

## Carter County

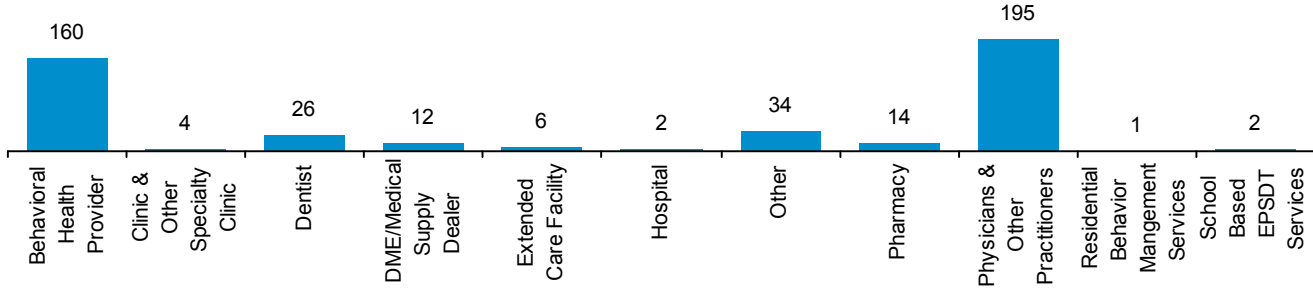
Provider Network is providers who are contracted to provide health care services by locations, programs, types, and specialties. Providers are being counted multiple times if they have multiple locations, programs, types, and/or specialties. The term "contracted" is defined as a provider that was enrolled with Oklahoma SoonerCare within the reporting period, it does not necessarily indicate participation.

**Provider Network Count**



0 Newly Enrolled Provider. The data is based on the new provider IDs added to the system during the reporting month. The effective date of the contract may or may not be in that month.

**Provider Network by Type**

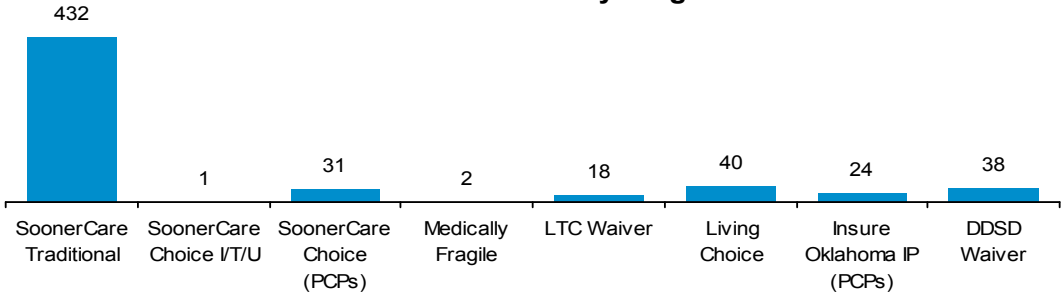


**Primary Care Provider (PCP) Capacities**

| SoonerCare Program      | Total Capacity | % of Capacity Used |
|-------------------------|----------------|--------------------|
| SoonerCare Choice       | 22,200         | 44.68%             |
| SoonerCare Choice I/T/U | 500            | 37.00%             |
| Insure Oklahoma IP      | 7,300          | 0.70%              |

Total Capacity represents the maximum number of members that PCPs request to have assigned within OHCA's limit. Panels on hold status are excluded from the capacity calculation.

**Provider Network by Program**



**Acronyms**

- DDSD - Developmental Disabilities Services Division
- DME - Durable Medical Equipment
- IP - Individual Plan
- I/T/U - Indian Health Service/Tribal/ Urban Indian
- LTC - Long-Term Care
- PCMH - Patient Centered Medical Home
- PCP - Primary Care Provider

# Provider Fast Facts by County

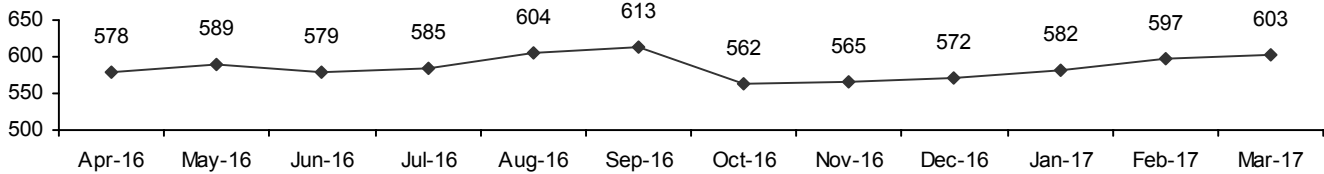
March 2017



## Cherokee County

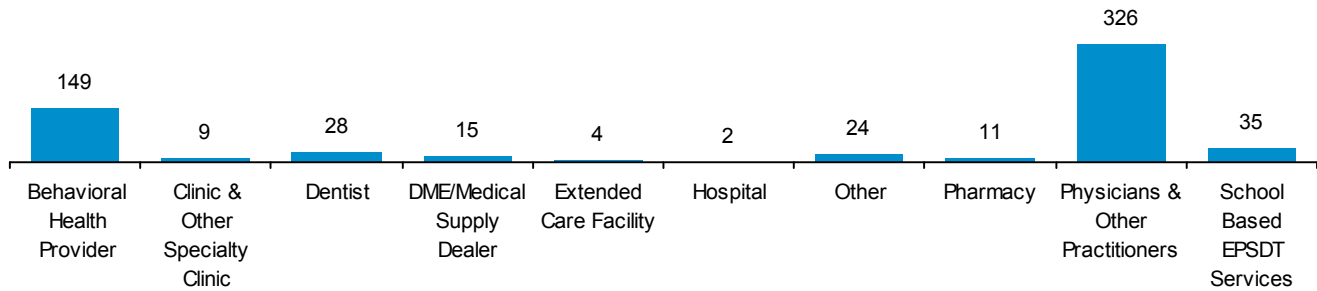
Provider Network is providers who are contracted to provide health care services by locations, programs, types, and specialties. Providers are being counted multiple times if they have multiple locations, programs, types, and/or specialties. The term "contracted" is defined as a provider that was enrolled with Oklahoma SoonerCare within the reporting period, it does not necessarily indicate participation.

**Provider Network Count**



7 Newly Enrolled Provider. The data is based on the new provider IDs added to the system during the reporting month. The effective date of the contract may or may not be in that month.

**Provider Network by Type**

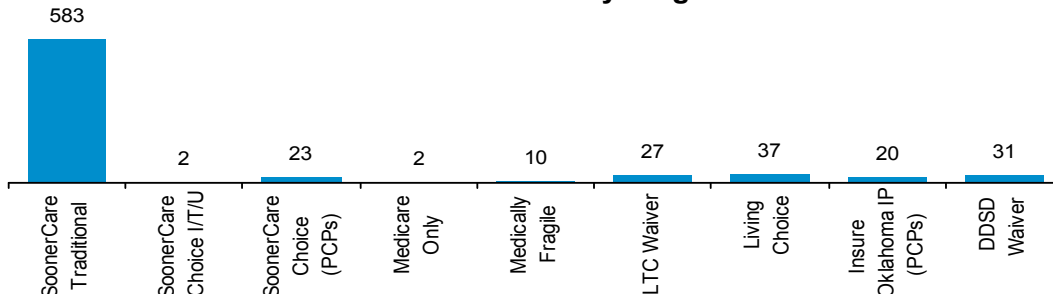


**Primary Care Provider (PCP) Capacities**

| SoonerCare Program      | Total Capacity | % of Capacity Used |
|-------------------------|----------------|--------------------|
| SoonerCare Choice       | 18,650         | 39.65%             |
| SoonerCare Choice I/T/U | 2,000          | 70.35%             |
| Insure Oklahoma IP      | 12,000         | 0.32%              |

Total Capacity represents the maximum number of members that PCPs request to have assigned within OHCA's limit. Panels on hold status are excluded from the capacity calculation.

**Provider Network by Program**



**Acronyms**

- DDSD - Developmental Disabilities Services Division
- DME - Durable Medical Equipment
- IP - Individual Plan
- I/T/U - Indian Health Service/Tribal/ Urban Indian
- LTC - Long-Term Care
- PCMH - Patient Centered Medical Home
- PCP - Primary Care Provider

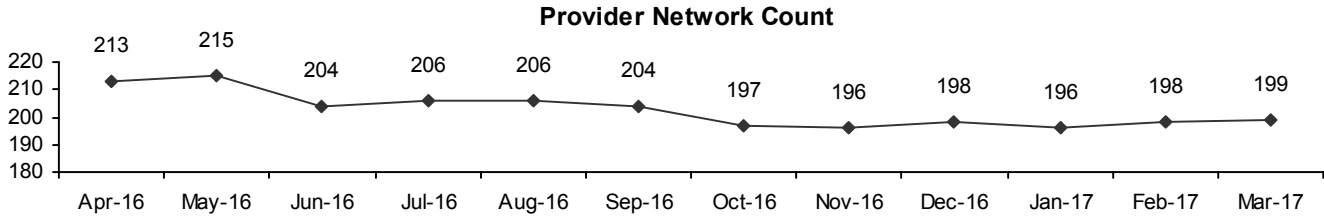
# Provider Fast Facts by County

March 2017

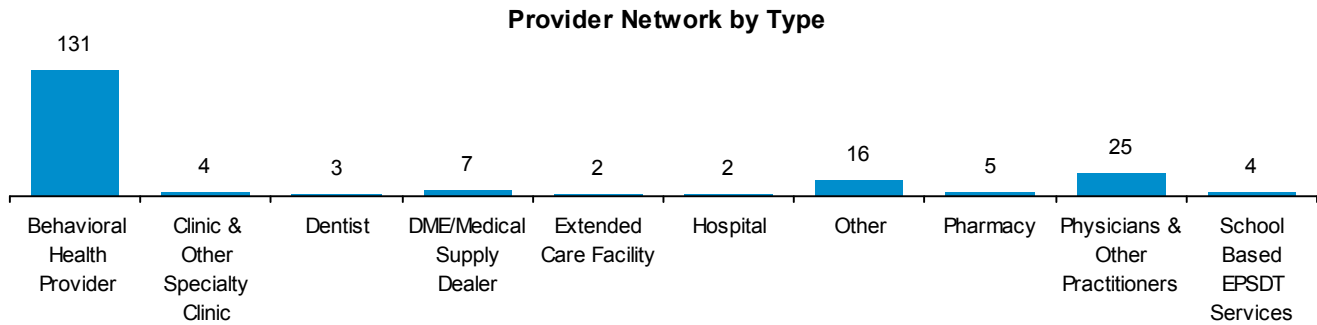


## Choctaw County

Provider Network is providers who are contracted to provide health care services by locations, programs, types, and specialties. Providers are being counted multiple times if they have multiple locations, programs, types, and/or specialties. The term "contracted" is defined as a provider that was enrolled with Oklahoma SoonerCare within the reporting period, it does not necessarily indicate participation.



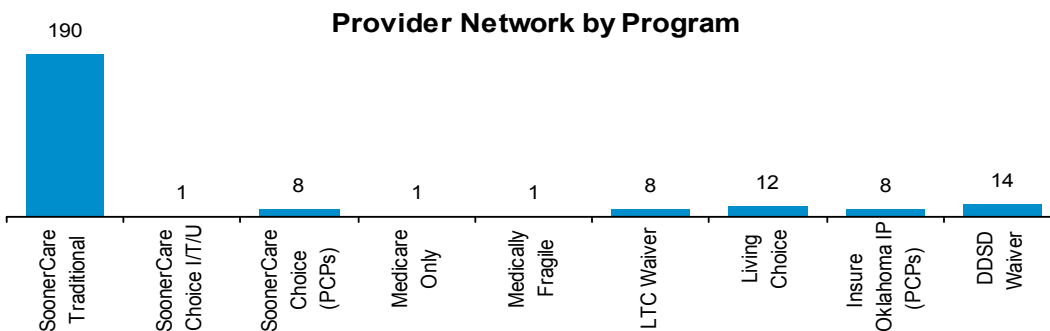
1 Newly Enrolled Provider. The data is based on the new provider IDs added to the system during the reporting month. The effective date of the contract may or may not be in that month.



### Primary Care Provider (PCP) Capacities

| SoonerCare Program      | Total Capacity | % of Capacity Used |
|-------------------------|----------------|--------------------|
| SoonerCare Choice       | 11,100         | 23.95%             |
| SoonerCare Choice I/T/U | 1,250          | 4.00%              |
| Insure Oklahoma IP      | 1,450          | 1.59%              |

Total Capacity represents the maximum number of members that PCPs request to have assigned within OHCA's limit. Panels on hold status are excluded from the capacity calculation.



### Acronyms

- DDSD - Developmental Disabilities Services Division
- DME - Durable Medical Equipment
- IP - Individual Plan
- I/T/U - Indian Health Service/Tribal/ Urban Indian
- LTC - Long-Term Care
- PCMH - Patient Centered Medical Home
- PCP - Primary Care Provider

# Provider Fast Facts by County

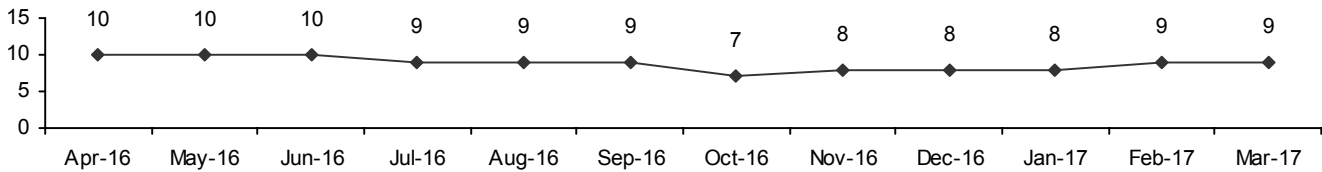
March 2017



## Cimarron County

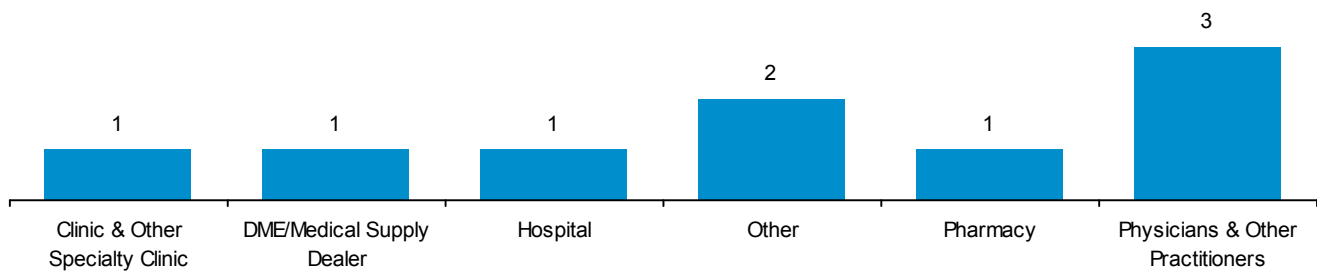
Provider Network is providers who are contracted to provide health care services by locations, programs, types, and specialties. Providers are being counted multiple times if they have multiple locations, programs, types, and/or specialties. The term "contracted" is defined as a provider that was enrolled with Oklahoma SoonerCare within the reporting period, it does not necessarily indicate participation.

**Provider Network Count**



0 Newly Enrolled Provider. The data is based on the new provider IDs added to the system during the reporting month. The effective date of the contract may or may not be in that month.

**Provider Network by Type**

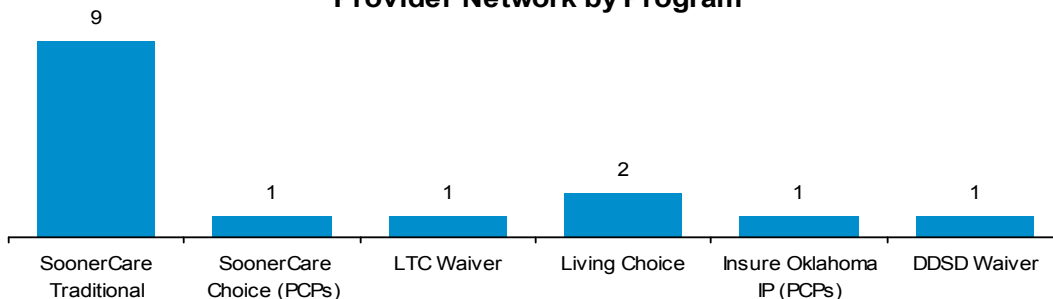


**Primary Care Provider (PCP) Capacities**

| SoonerCare Program | Total Capacity | % of Capacity Used |
|--------------------|----------------|--------------------|
| SoonerCare Choice  | 2,500          | 10.56%             |
| Insure Oklahoma IP | 200            | 1.50%              |

Total Capacity represents the maximum number of members that PCPs request to have assigned within OHCA's limit. Panels on hold status are excluded from the capacity calculation.

**Provider Network by Program**



**Acronyms**

- DDSD - Developmental Disabilities Services Division
- DME - Durable Medical Equipment
- IP - Individual Plan
- I/T/U - Indian Health Service/Tribal/ Urban Indian
- LTC - Long-Term Care
- PCMH - Patient Centered Medical Home
- PCP - Primary Care Provider

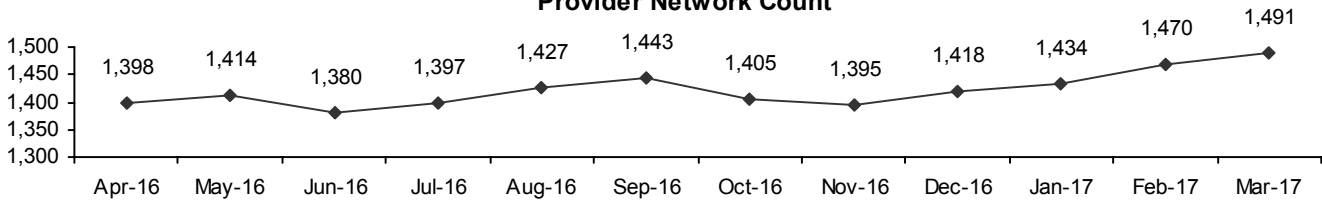
# Provider Fast Facts by County

March 2017

## Cleveland County

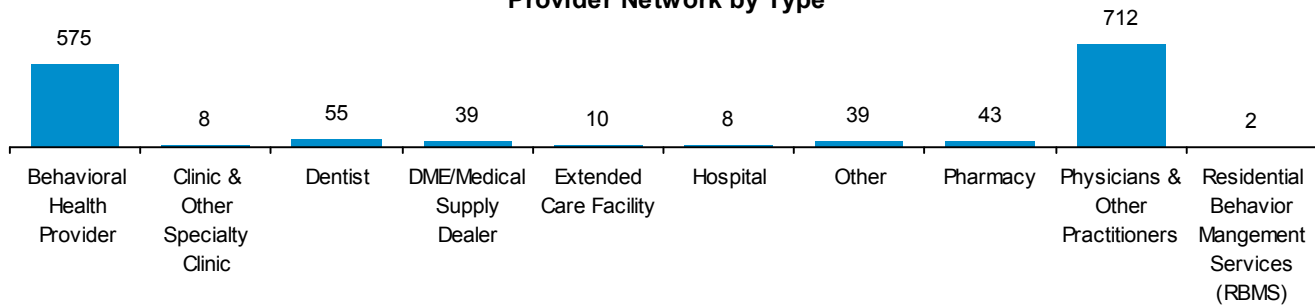
Provider Network is providers who are contracted to provide health care services by locations, programs, types, and specialties. Providers are being counted multiple times if they have multiple locations, programs, types, and/or specialties. The term "contracted" is defined as a provider that was enrolled with Oklahoma SoonerCare within the reporting period, it does not necessarily indicate participation.

**Provider Network Count**



18 Newly Enrolled Provider. The data is based on the new provider IDs added to the system during the reporting month. The effective date of the contract may or may not be in that month.

**Provider Network by Type**

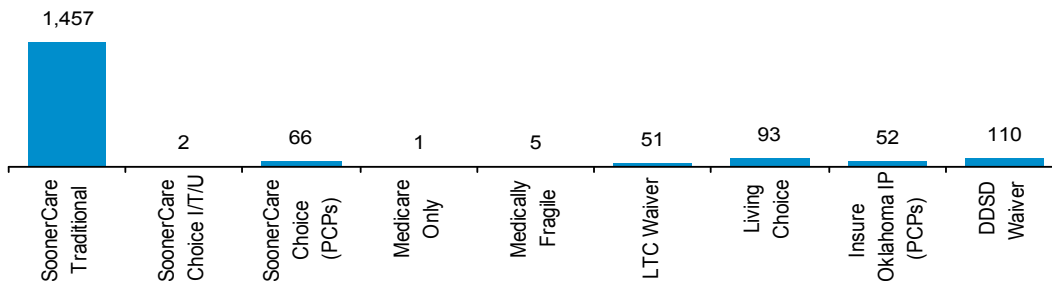


### Primary Care Provider (PCP) Capacities

| SoonerCare Program      | Total Capacity | % of Capacity Used |
|-------------------------|----------------|--------------------|
| SoonerCare Choice       | 40,590         | 44.80%             |
| SoonerCare Choice I/T/U | 3,500          | 11.66%             |
| Insure Oklahoma IP      | 7,383          | 1.77%              |

Total Capacity represents the maximum number of members that PCPs request to have assigned within OHCA's limit. Panels on hold status are excluded from the capacity calculation.

### Provider Network by Program



#### Acronyms

- DDSD - Developmental Disabilities Services Division
- DME - Durable Medical Equipment
- IP - Individual Plan
- I/T/U - Indian Health Service/Tribal/ Urban Indian
- LTC - Long-Term Care
- PCMH - Patient Centered Medical Home
- PCP - Primary Care Provider

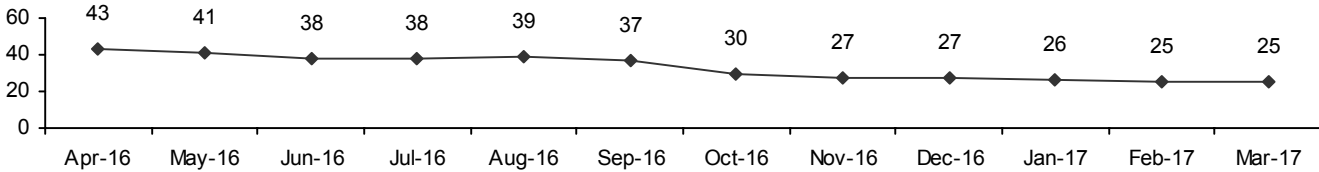
# Provider Fast Facts by County

March 2017

## Coal County

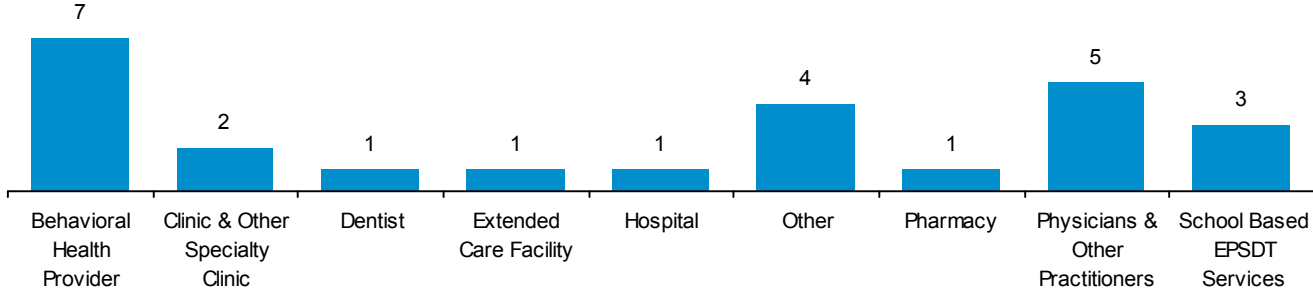
Provider Network is providers who are contracted to provide health care services by locations, programs, types, and specialties. Providers are being counted multiple times if they have multiple locations, programs, types, and/or specialties. The term "contracted" is defined as a provider that was enrolled with Oklahoma SoonerCare within the reporting period, it does not necessarily indicate participation.

**Provider Network Count**



0 Newly Enrolled Provider. The data is based on the new provider IDs added to the system during the reporting month. The effective date of the contract may or may not be in that month.

**Provider Network by Type**

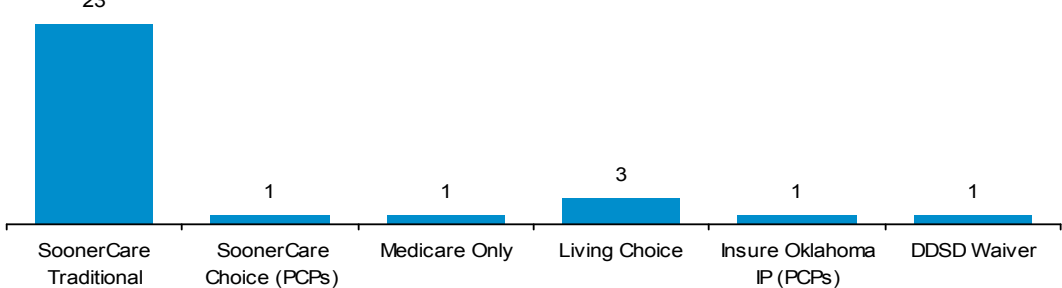


**Primary Care Provider (PCP) Capacities**

| SoonerCare Program | Total Capacity | % of Capacity Used |
|--------------------|----------------|--------------------|
| SoonerCare Choice  | 9,500          | 7.68%              |
| Insure Oklahoma IP | 1,750          | 1.03%              |

Total Capacity represents the maximum number of members that PCPs request to have assigned within OHCA's limit. Panels on hold status are excluded from the capacity calculation.

**Provider Network by Program**



**Acronyms**

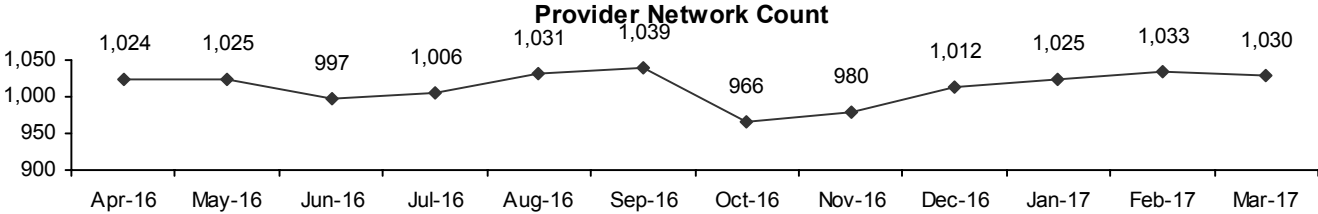
- DDSD - Developmental Disabilities Services Division
- DME - Durable Medical Equipment
- IP - Individual Plan
- I/T/U - Indian Health Service/Tribal/ Urban Indian
- LTC - Long-Term Care
- PCMH - Patient Centered Medical Home
- PCP - Primary Care Provider

# Provider Fast Facts by County

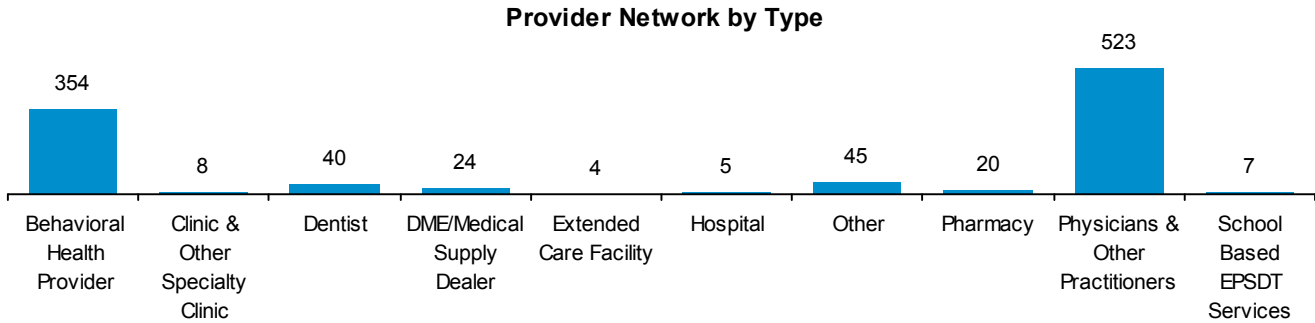
March 2017

## Comanche County

Provider Network is providers who are contracted to provide health care services by locations, programs, types, and specialties. Providers are being counted multiple times if they have multiple locations, programs, types, and/or specialties. The term "contracted" is defined as a provider that was enrolled with Oklahoma SoonerCare within the reporting period, it does not necessarily indicate participation.



4 Newly Enrolled Provider. The data is based on the new provider IDs added to the system during the reporting month. The effective date of the contract may or may not be in that month.

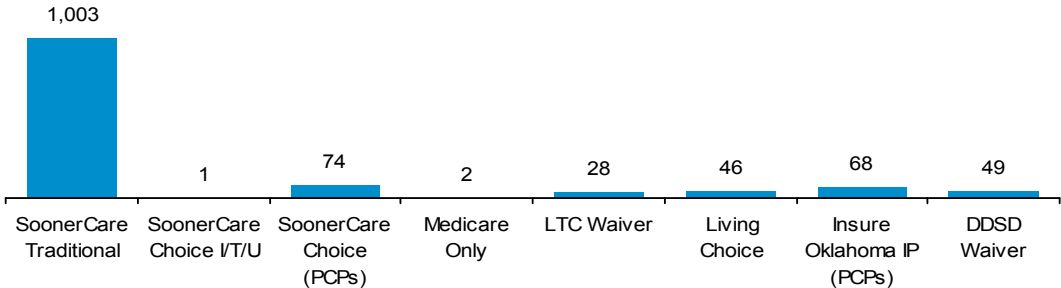


### Primary Care Provider (PCP) Capacities

| SoonerCare Program      | Total Capacity | % of Capacity Used |
|-------------------------|----------------|--------------------|
| SoonerCare Choice       | 31,725         | 49.16%             |
| SoonerCare Choice I/T/U | 2,500          | 39.12%             |
| Insure Oklahoma IP      | 7,701          | 0.96%              |

Total Capacity represents the maximum number of members that PCPs request to have assigned within OHCA's limit. Panels on hold status are excluded from the capacity calculation.

### Provider Network by Program



#### Acronyms

- DDSD - Developmental Disabilities Services Division
- DME - Durable Medical Equipment
- IP - Individual Plan
- I/T/U - Indian Health Service/Tribal/ Urban Indian
- LTC - Long-Term Care
- PCMH - Patient Centered Medical Home
- PCP - Primary Care Provider



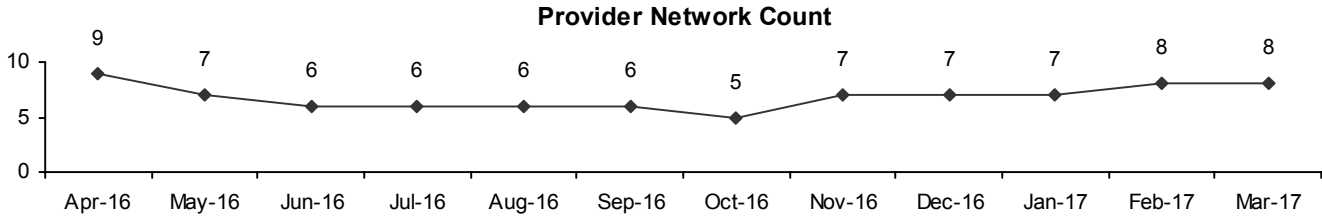
# Provider Fast Facts by County

March 2017

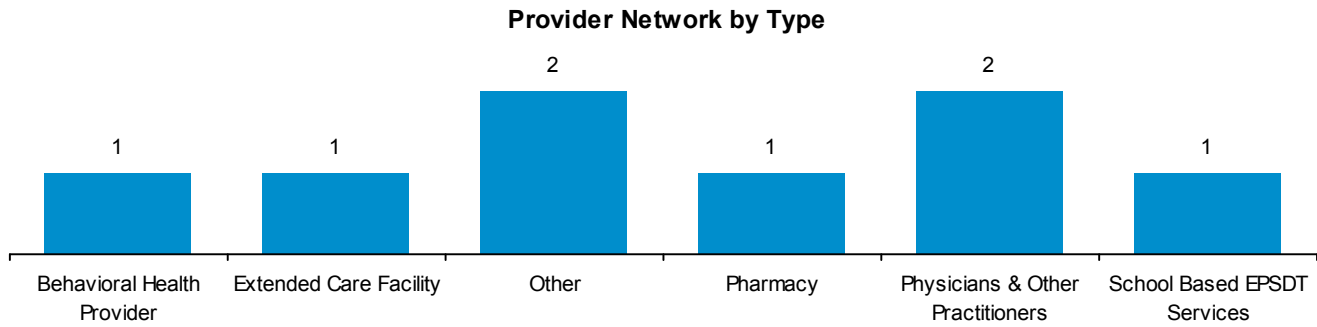


## Cotton County

Provider Network is providers who are contracted to provide health care services by locations, programs, types, and specialties. Providers are being counted multiple times if they have multiple locations, programs, types, and/or specialties. The term "contracted" is defined as a provider that was enrolled with Oklahoma SoonerCare within the reporting period, it does not necessarily indicate participation.



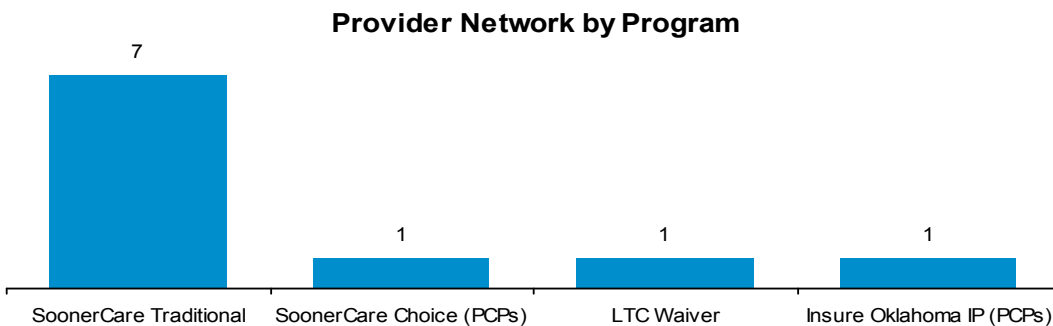
0 Newly Enrolled Provider. The data is based on the new provider IDs added to the system during the reporting month. The effective date of the contract may or may not be in that month.



### Primary Care Provider (PCP) Capacities

| SoonerCare Program | Total Capacity | % of Capacity Used |
|--------------------|----------------|--------------------|
| Insure Oklahoma IP | 1,400          | 0.14%              |

Total Capacity represents the maximum number of members that PCPs request to have assigned within OHCA's limit. Panels on hold status are excluded from the capacity calculation.



### Acronyms

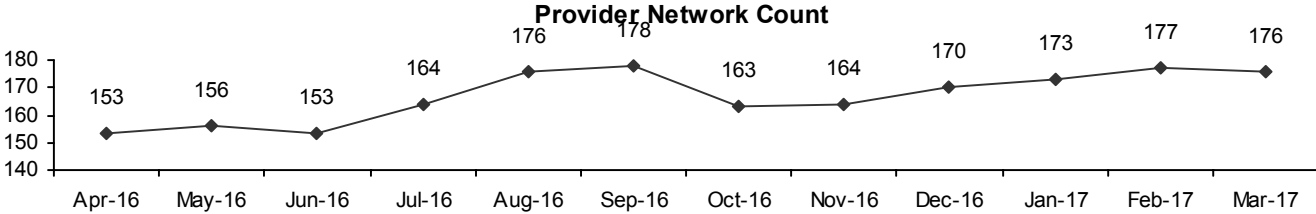
- DDSD - Developmental Disabilities Services Division
- DME - Durable Medical Equipment
- IP - Individual Plan
- I/T/U - Indian Health Service/Tribal/ Urban Indian
- LTC - Long-Term Care
- PCMH - Patient Centered Medical Home
- PCP - Primary Care Provider

# Provider Fast Facts by County

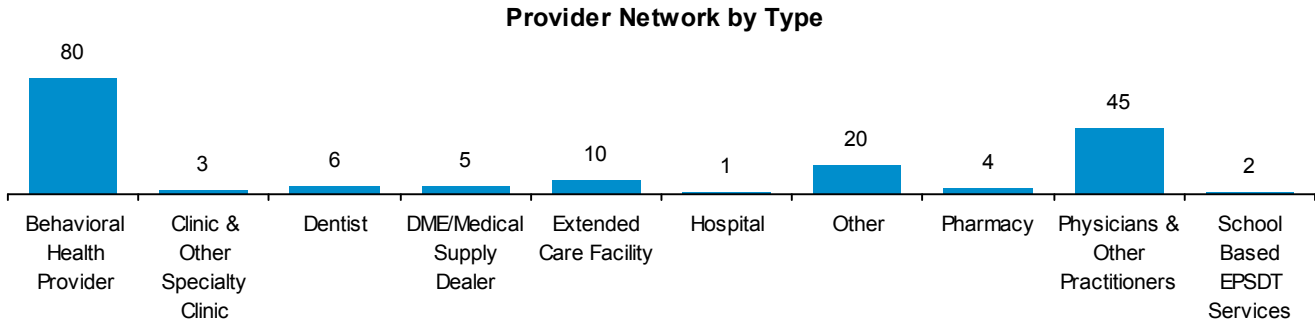
March 2017

## Craig County

Provider Network is providers who are contracted to provide health care services by locations, programs, types, and specialties. Providers are being counted multiple times if they have multiple locations, programs, types, and/or specialties. The term "contracted" is defined as a provider that was enrolled with Oklahoma SoonerCare within the reporting period, it does not necessarily indicate participation.



2 Newly Enrolled Provider. The data is based on the new provider IDs added to the system during the reporting month. The effective date of the contract may or may not be in that month.

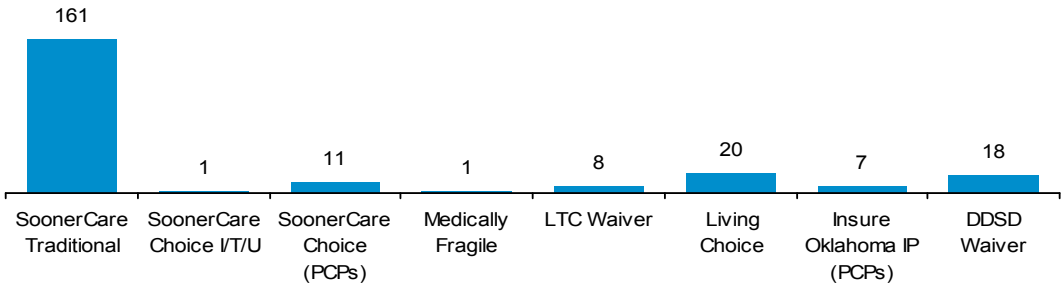


### Primary Care Provider (PCP) Capacities

| SoonerCare Program      | Total Capacity | % of Capacity Used |
|-------------------------|----------------|--------------------|
| SoonerCare Choice       | 4,200          | 42.33%             |
| SoonerCare Choice I/T/U | 2,500          | 10.40%             |
| Insure Oklahoma IP      | 650            | 3.08%              |

Total Capacity represents the maximum number of members that PCPs request to have assigned within OHCA's limit. Panels on hold status are excluded from the capacity calculation.

### Provider Network by Program



#### Acronyms

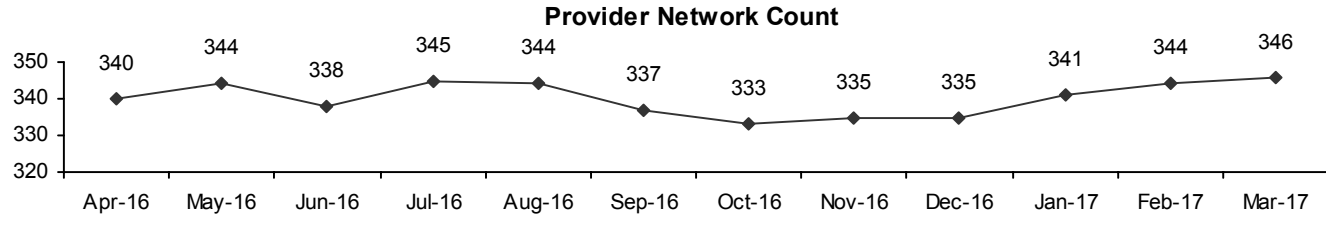
- DDSD - Developmental Disabilities Services Division
- DME - Durable Medical Equipment
- IP - Individual Plan
- I/T/U - Indian Health Service/Tribal/ Urban Indian
- LTC - Long-Term Care
- PCMH - Patient Centered Medical Home
- PCP - Primary Care Provider

# Provider Fast Facts by County

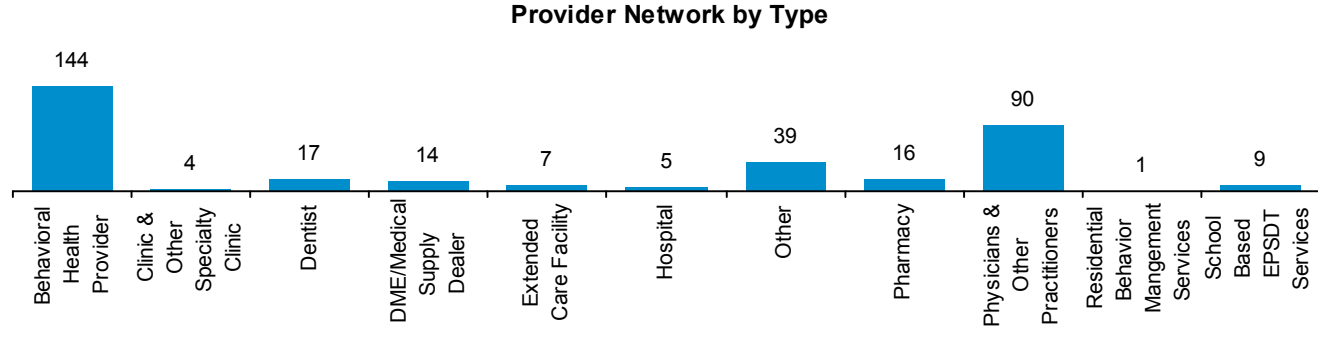
March 2017

## Creek County

Provider Network is providers who are contracted to provide health care services by locations, programs, types, and specialties. Providers are being counted multiple times if they have multiple locations, programs, types, and/or specialties. The term "contracted" is defined as a provider that was enrolled with Oklahoma SoonerCare within the reporting period, it does not necessarily indicate participation.



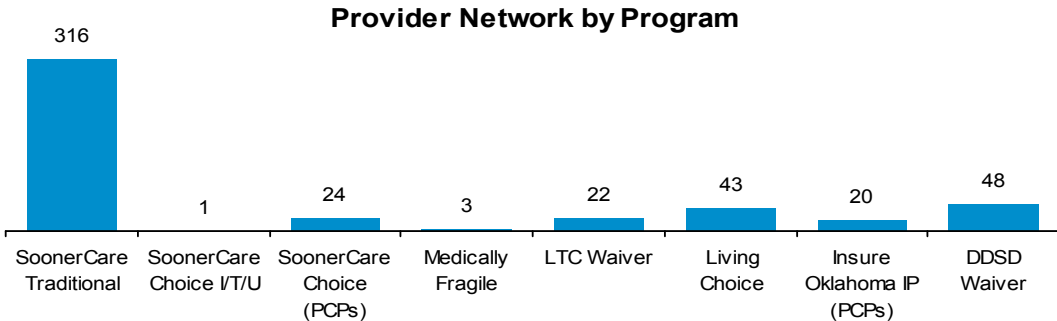
4 Newly Enrolled Provider. The data is based on the new provider IDs added to the system during the reporting month. The effective date of the contract may or may not be in that month.



### Primary Care Provider (PCP) Capacities

| SoonerCare Program      | Total Capacity | % of Capacity Used |
|-------------------------|----------------|--------------------|
| SoonerCare Choice       | 15,895         | 45.80%             |
| SoonerCare Choice I/T/U | 800            | 18.38%             |
| Insure Oklahoma IP      | 11,735         | 0.56%              |

Total Capacity represents the maximum number of members that PCPs request to have assigned within OHCA's limit. Panels on hold status are excluded from the capacity calculation.



### Acronyms

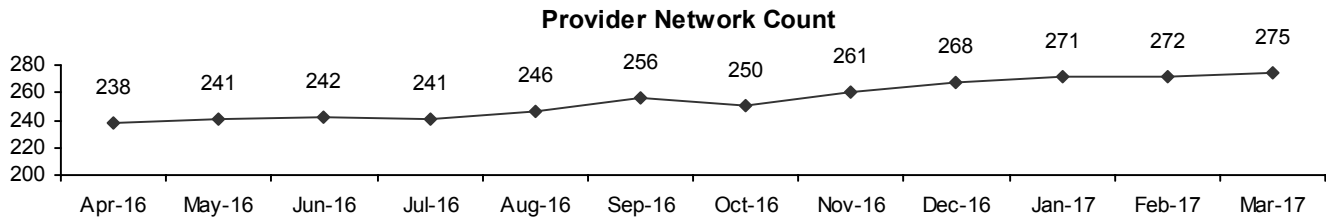
- DDSD - Developmental Disabilities Services Division
- DME - Durable Medical Equipment
- IP - Individual Plan
- I/T/U - Indian Health Service/Tribal/ Urban Indian
- LTC - Long-Term Care
- PCMH - Patient Centered Medical Home
- PCP - Primary Care Provider

# Provider Fast Facts by County

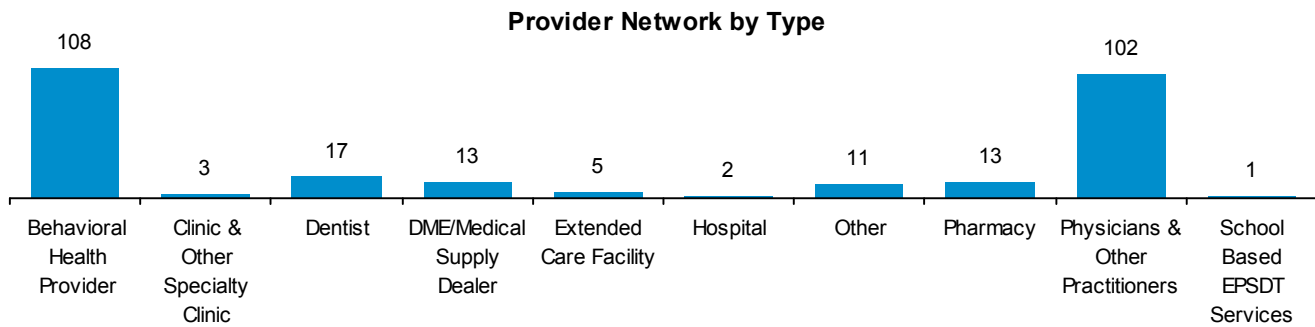
March 2017

## Custer County

Provider Network is providers who are contracted to provide health care services by locations, programs, types, and specialties. Providers are being counted multiple times if they have multiple locations, programs, types, and/or specialties. The term "contracted" is defined as a provider that was enrolled with Oklahoma SoonerCare within the reporting period, it does not necessarily indicate participation.



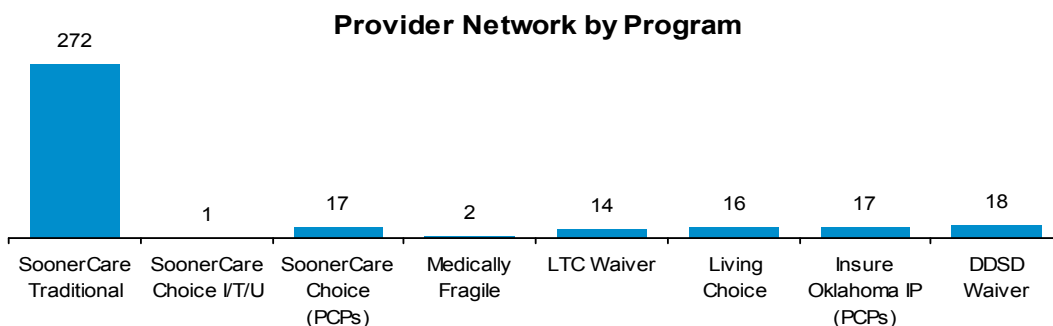
3 Newly Enrolled Provider. The data is based on the new provider IDs added to the system during the reporting month. The effective date of the contract may or may not be in that month.



### Primary Care Provider (PCP) Capacities

| SoonerCare Program      | Total Capacity | % of Capacity Used |
|-------------------------|----------------|--------------------|
| SoonerCare Choice       | 7,075          | 55.55%             |
| SoonerCare Choice I/T/U | 2,500          | 15.16%             |
| Insure Oklahoma IP      | 5,075          | 0.75%              |

Total Capacity represents the maximum number of members that PCPs request to have assigned within OHCA's limit. Panels on hold status are excluded from the capacity calculation.



### Acronyms

- DDSD - Developmental Disabilities Services Division
- DME - Durable Medical Equipment
- IP - Individual Plan
- I/T/U - Indian Health Service/Tribal/ Urban Indian
- LTC - Long-Term Care
- PCMH - Patient Centered Medical Home
- PCP - Primary Care Provider

# Provider Fast Facts by County

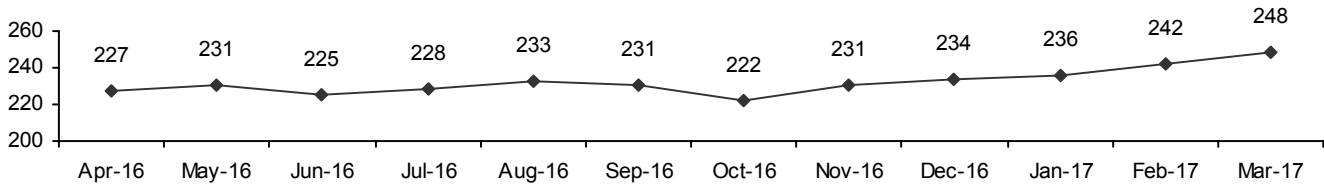
March 2017



## Delaware County

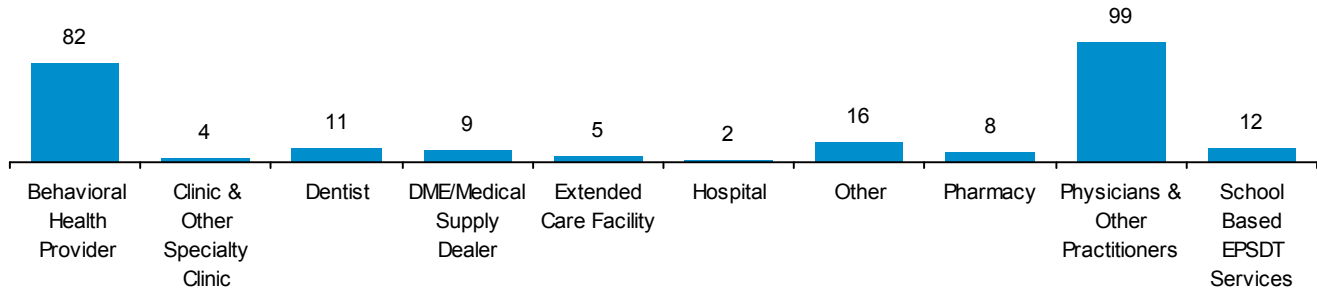
Provider Network is providers who are contracted to provide health care services by locations, programs, types, and specialties. Providers are being counted multiple times if they have multiple locations, programs, types, and/or specialties. The term "contracted" is defined as a provider that was enrolled with Oklahoma SoonerCare within the reporting period, it does not necessarily indicate participation.

**Provider Network Count**



6 Newly Enrolled Provider. The data is based on the new provider IDs added to the system during the reporting month. The effective date of the contract may or may not be in that month.

**Provider Network by Type**

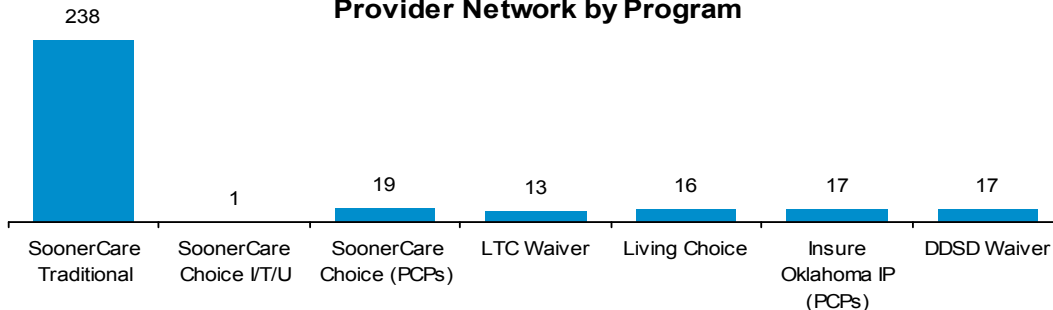


**Primary Care Provider (PCP) Capacities**

| SoonerCare Program      | Total Capacity | % of Capacity Used |
|-------------------------|----------------|--------------------|
| SoonerCare Choice       | 16,250         | 33.67%             |
| SoonerCare Choice I/T/U | 2,500          | 4.24%              |
| Insure Oklahoma IP      | 3,150          | 1.78%              |

Total Capacity represents the maximum number of members that PCPs request to have assigned within OHCA's limit. Panels on hold status are excluded from the capacity calculation.

**Provider Network by Program**



**Acronyms**

- DDSD - Developmental Disabilities Services Division
- DME - Durable Medical Equipment
- IP - Individual Plan
- I/T/U - Indian Health Service/Tribal/ Urban Indian
- LTC - Long-Term Care
- PCMH - Patient Centered Medical Home
- PCP - Primary Care Provider

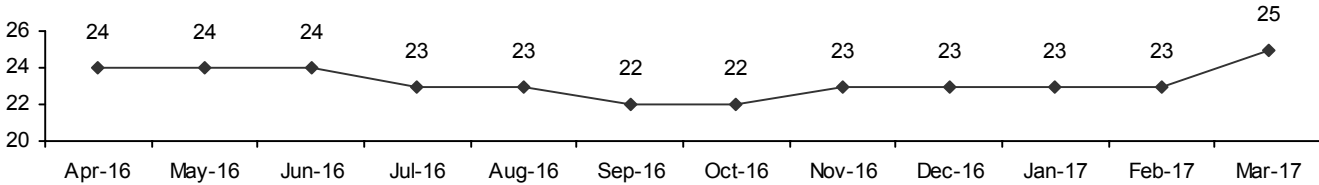
# Provider Fast Facts by County

March 2017

## Dewey County

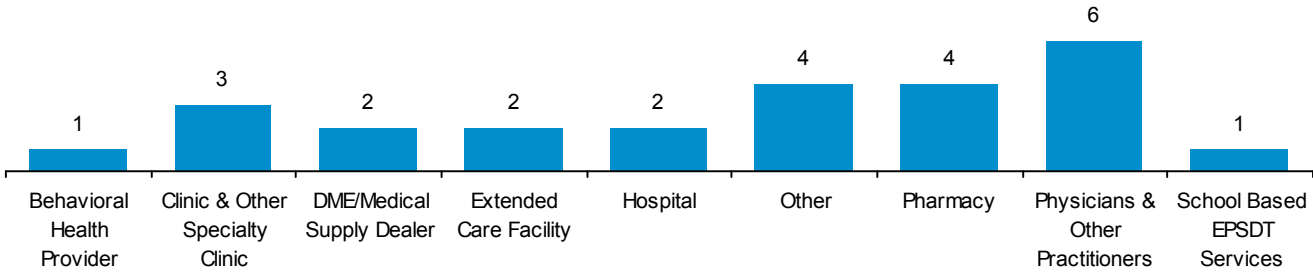
Provider Network is providers who are contracted to provide health care services by locations, programs, types, and specialties. Providers are being counted multiple times if they have multiple locations, programs, types, and/or specialties. The term "contracted" is defined as a provider that was enrolled with Oklahoma SoonerCare within the reporting period, it does not necessarily indicate participation.

**Provider Network Count**



1 Newly Enrolled Provider. The data is based on the new provider IDs added to the system during the reporting month. The effective date of the contract may or may not be in that month.

**Provider Network by Type**

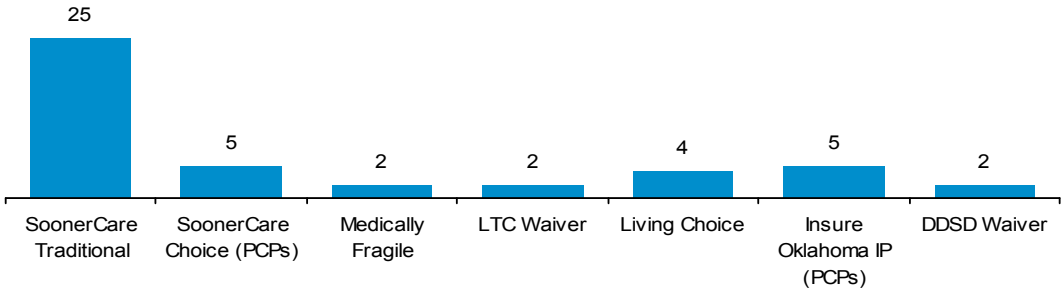


**Primary Care Provider (PCP) Capacities**

| SoonerCare Program | Total Capacity | % of Capacity Used |
|--------------------|----------------|--------------------|
| SoonerCare Choice  | 200            | 80.00%             |
| Insure Oklahoma IP | 100            | 1.00%              |

Total Capacity represents the maximum number of members that PCPs request to have assigned within OHCA's limit. Panels on hold status are excluded from the capacity calculation.

**Provider Network by Program**



**Acronyms**

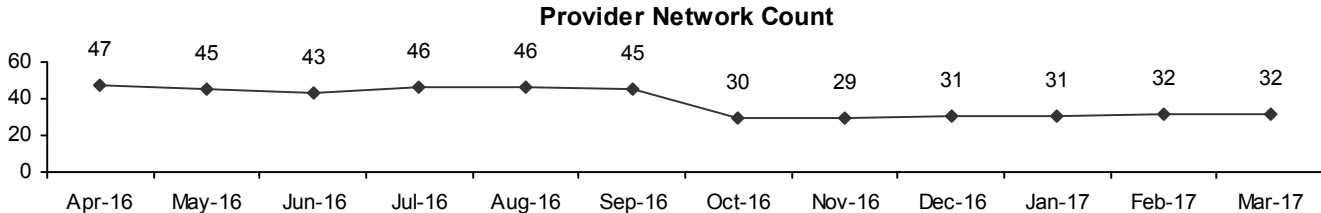
- DDSD - Developmental Disabilities Services Division
- DME - Durable Medical Equipment
- IP - Individual Plan
- I/T/U - Indian Health Service/Tribal/ Urban Indian
- LTC - Long-Term Care
- PCMH - Patient Centered Medical Home
- PCP - Primary Care Provider

# Provider Fast Facts by County

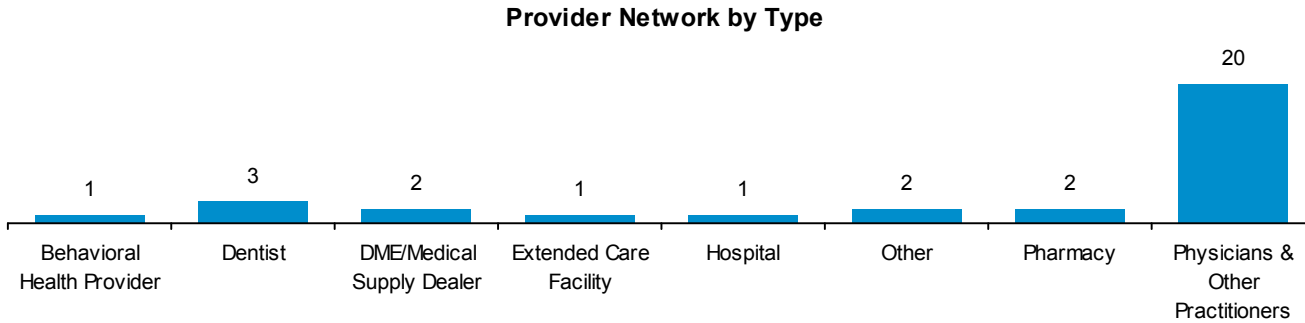
March 2017

## Ellis County

Provider Network is providers who are contracted to provide health care services by locations, programs, types, and specialties. Providers are being counted multiple times if they have multiple locations, programs, types, and/or specialties. The term "contracted" is defined as a provider that was enrolled with Oklahoma SoonerCare within the reporting period, it does not necessarily indicate participation.

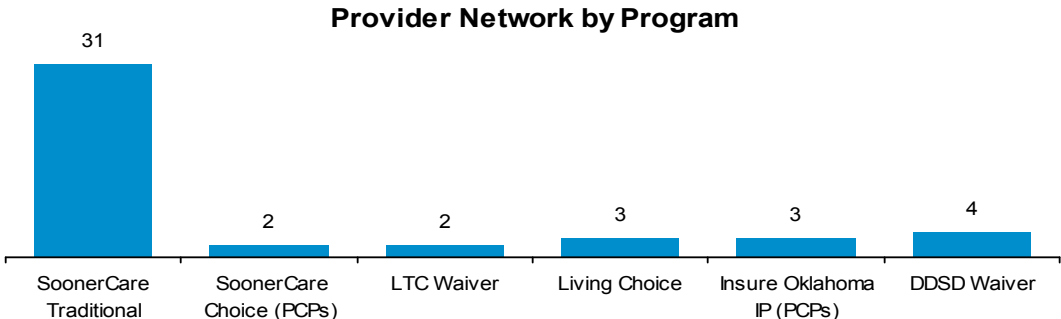


1 Newly Enrolled Provider. The data is based on the new provider IDs added to the system during the reporting month. The effective date of the contract may or may not be in that month.



### Primary Care Provider (PCP) Capacities

Total Capacity represents the maximum number of members that PCPs request to have assigned within OHCA's limit. Panels on hold status are excluded from the capacity calculation.



#### Acronyms

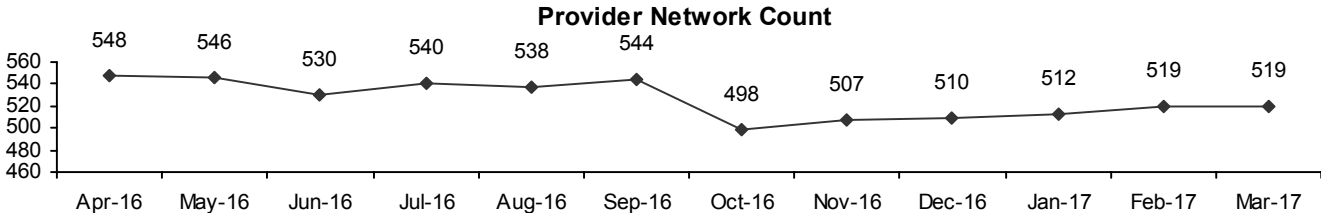
- DDSD - Developmental Disabilities Services Division
- DME - Durable Medical Equipment
- IP - Individual Plan
- I/T/U - Indian Health Service/Tribal/ Urban Indian
- LTC - Long-Term Care
- PCMH - Patient Centered Medical Home
- PCP - Primary Care Provider

# Provider Fast Facts by County

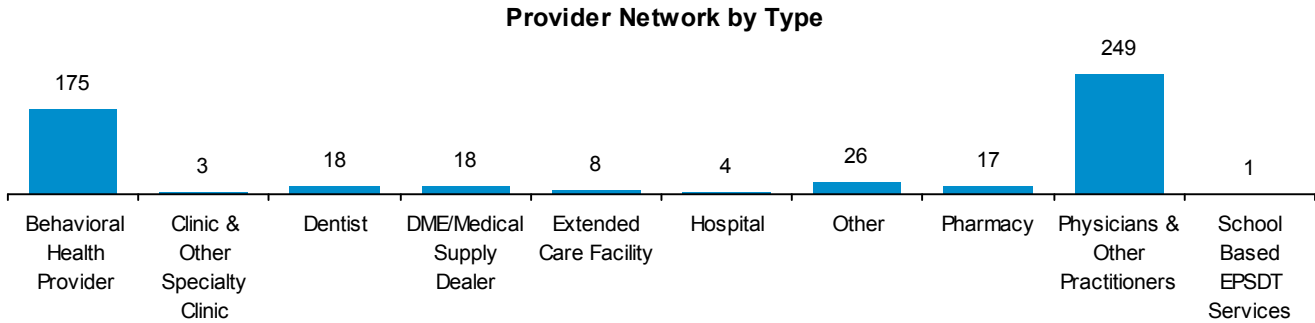
March 2017

## Garfield County

Provider Network is providers who are contracted to provide health care services by locations, programs, types, and specialties. Providers are being counted multiple times if they have multiple locations, programs, types, and/or specialties. The term "contracted" is defined as a provider that was enrolled with Oklahoma SoonerCare within the reporting period, it does not necessarily indicate participation.



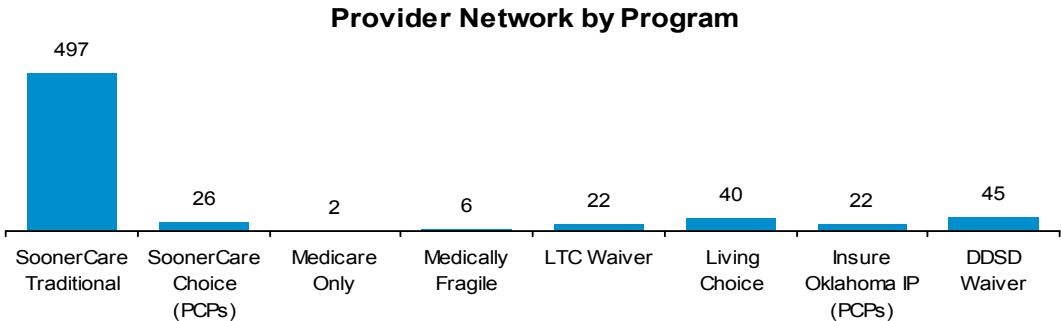
2 Newly Enrolled Provider. The data is based on the new provider IDs added to the system during the reporting month. The effective date of the contract may or may not be in that month.



### Primary Care Provider (PCP) Capacities

| SoonerCare Program | Total Capacity | % of Capacity Used |
|--------------------|----------------|--------------------|
| SoonerCare Choice  | 11,150         | 79.78%             |
| Insure Oklahoma IP | 2,426          | 0.87%              |

Total Capacity represents the maximum number of members that PCPs request to have assigned within OHCA's limit. Panels on hold status are excluded from the capacity calculation.



#### Acronyms

- DDSD - Developmental Disabilities Services Division
- DME - Durable Medical Equipment
- IP - Individual Plan
- I/T/U - Indian Health Service/Tribal/ Urban Indian
- LTC - Long-Term Care
- PCMH - Patient Centered Medical Home
- PCP - Primary Care Provider

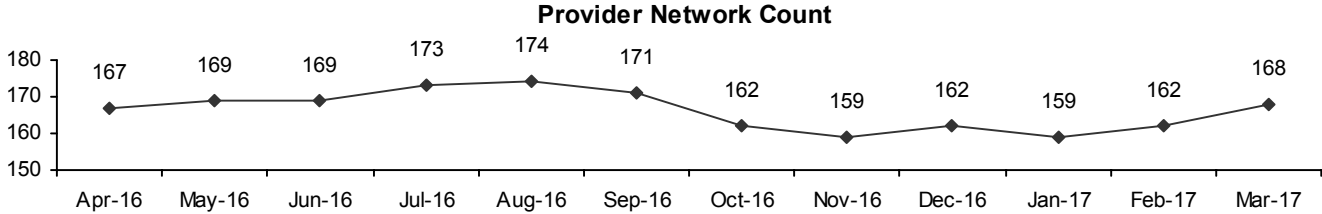


# Provider Fast Facts by County

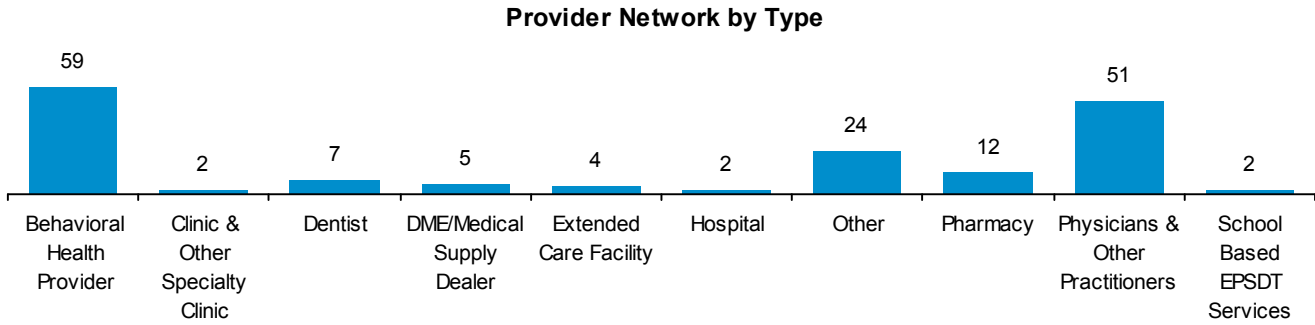
March 2017

## Garvin County

Provider Network is providers who are contracted to provide health care services by locations, programs, types, and specialties. Providers are being counted multiple times if they have multiple locations, programs, types, and/or specialties. The term "contracted" is defined as a provider that was enrolled with Oklahoma SoonerCare within the reporting period, it does not necessarily indicate participation.



3 Newly Enrolled Provider. The data is based on the new provider IDs added to the system during the reporting month. The effective date of the contract may or may not be in that month.

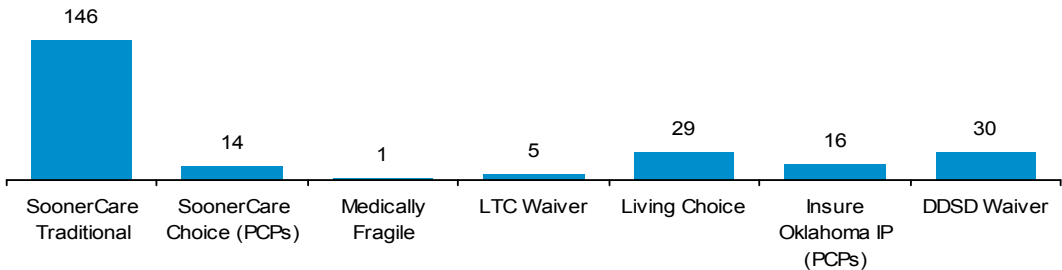


### Primary Care Provider (PCP) Capacities

| SoonerCare Program | Total Capacity | % of Capacity Used |
|--------------------|----------------|--------------------|
| SoonerCare Choice  | 7,230          | 36.57%             |
| Insure Oklahoma IP | 7,250          | 0.46%              |

Total Capacity represents the maximum number of members that PCPs request to have assigned within OHCA's limit. Panels on hold status are excluded from the capacity calculation.

### Provider Network by Program



#### Acronyms

DDSD - Developmental Disabilities Services Division

DME - Durable Medical Equipment

IP - Individual Plan

I/T/U - Indian Health Service/Tribal/ Urban Indian

LTC - Long-Term Care

PCMH - Patient Centered Medical Home

PCP - Primary Care Provider

# Provider Fast Facts by County

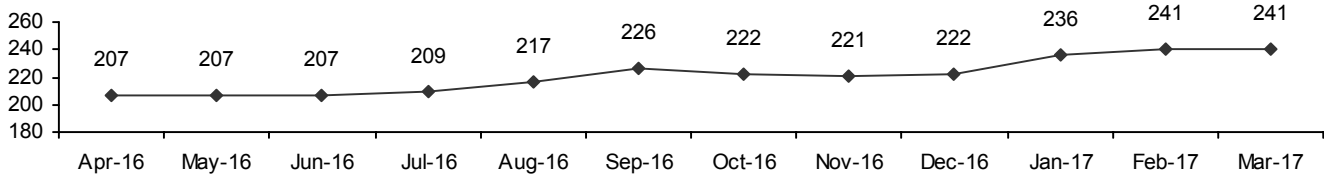
March 2017



## Grady County

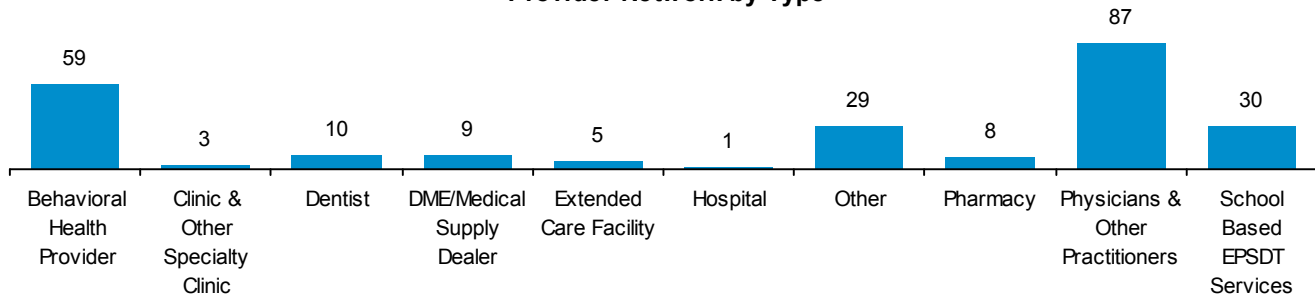
Provider Network is providers who are contracted to provide health care services by locations, programs, types, and specialties. Providers are being counted multiple times if they have multiple locations, programs, types, and/or specialties. The term "contracted" is defined as a provider that was enrolled with Oklahoma SoonerCare within the reporting period, it does not necessarily indicate participation.

**Provider Network Count**



0 Newly Enrolled Provider. The data is based on the new provider IDs added to the system during the reporting month. The effective date of the contract may or may not be in that month.

**Provider Network by Type**

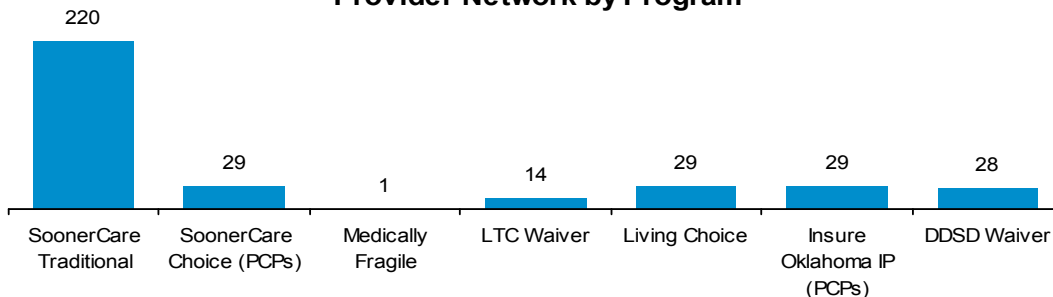


**Primary Care Provider (PCP) Capacities**

| SoonerCare Program | Total Capacity | % of Capacity Used |
|--------------------|----------------|--------------------|
| SoonerCare Choice  | 10,551         | 59.47%             |
| Insure Oklahoma IP | 1,462          | 2.87%              |

Total Capacity represents the maximum number of members that PCPs request to have assigned within OHCA's limit. Panels on hold status are excluded from the capacity calculation.

**Provider Network by Program**



**Acronyms**

- DDSD - Developmental Disabilities Services Division
- DME - Durable Medical Equipment
- IP - Individual Plan
- I/T/U - Indian Health Service/Tribal/ Urban Indian
- LTC - Long-Term Care
- PCMH - Patient Centered Medical Home
- PCP - Primary Care Provider

# Provider Fast Facts by County

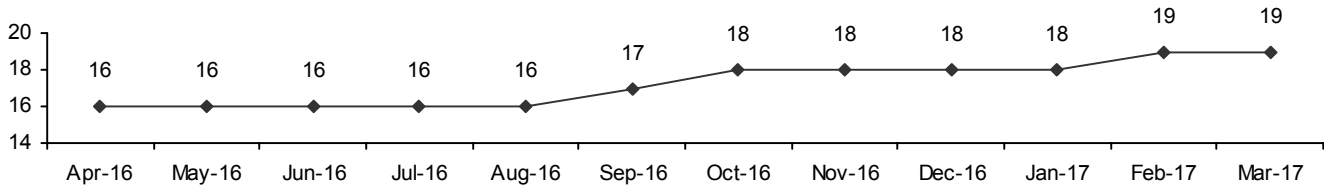
March 2017



## Grant County

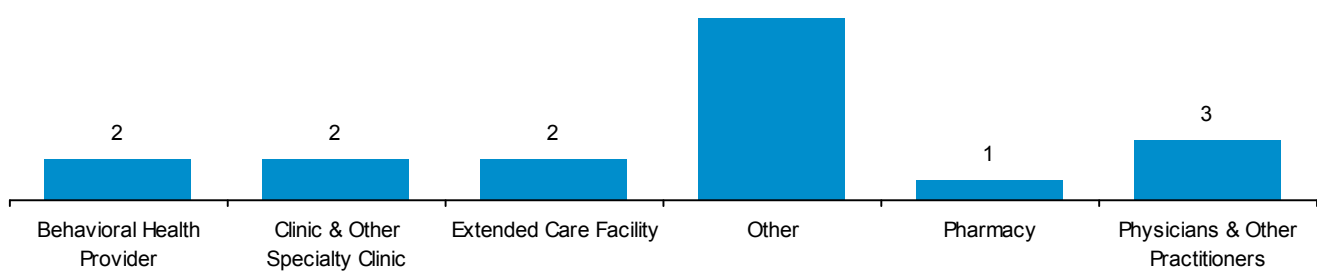
Provider Network is providers who are contracted to provide health care services by locations, programs, types, and specialties. Providers are being counted multiple times if they have multiple locations, programs, types, and/or specialties. The term "contracted" is defined as a provider that was enrolled with Oklahoma SoonerCare within the reporting period, it does not necessarily indicate participation.

**Provider Network Count**



0 Newly Enrolled Provider. The data is based on the new provider IDs added to the system during the reporting month. The effective date of the contract may or may not be in that month.

**Provider Network by Type**

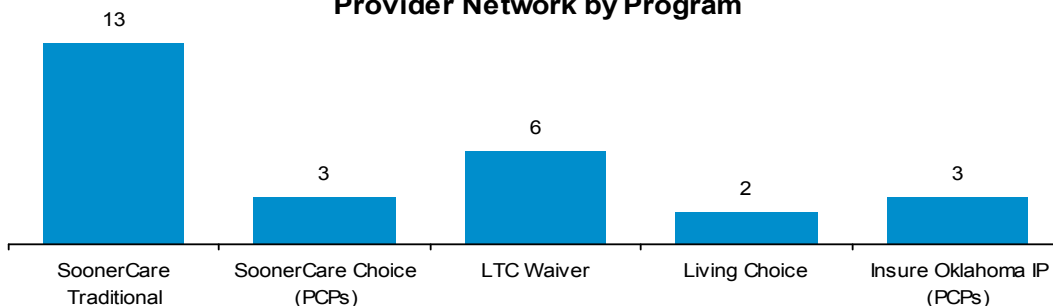


**Primary Care Provider (PCP) Capacities**

| SoonerCare Program | Total Capacity | % of Capacity Used |
|--------------------|----------------|--------------------|
| SoonerCare Choice  | 2,520          | 14.76%             |
| Insure Oklahoma IP | 1,450          | 0.07%              |

Total Capacity represents the maximum number of members that PCPs request to have assigned within OHCA's limit. Panels on hold status are excluded from the capacity calculation.

**Provider Network by Program**



**Acronyms**

- DDSD - Developmental Disabilities Services Division
- DME - Durable Medical Equipment
- IP - Individual Plan
- I/T/U - Indian Health Service/Tribal/ Urban Indian
- LTC - Long-Term Care
- PCMH - Patient Centered Medical Home
- PCP - Primary Care Provider

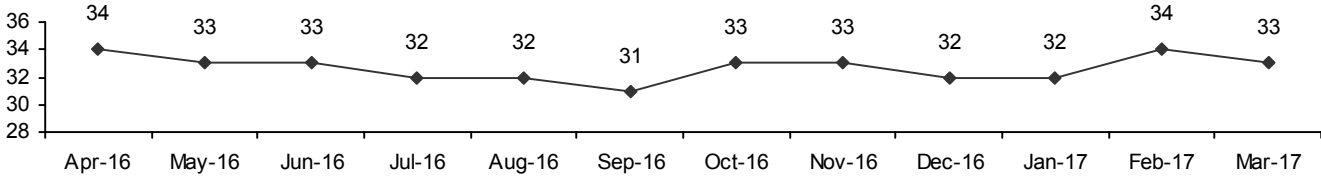
# Provider Fast Facts by County

March 2017

## Greer County

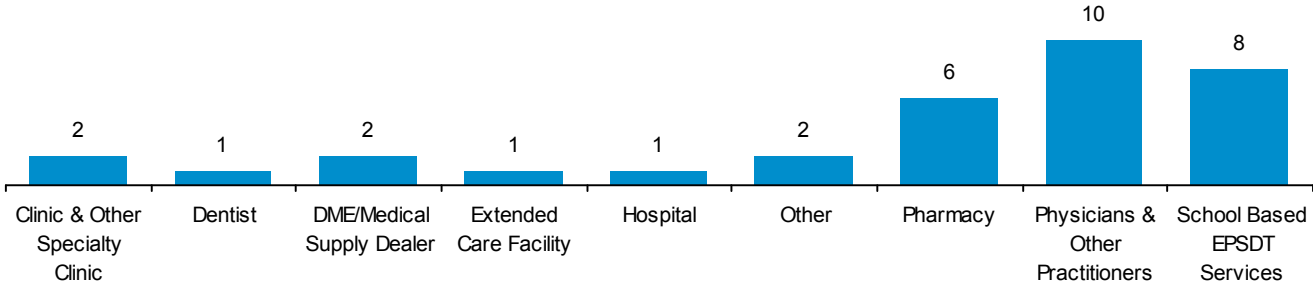
Provider Network is providers who are contracted to provide health care services by locations, programs, types, and specialties. Providers are being counted multiple times if they have multiple locations, programs, types, and/or specialties. The term "contracted" is defined as a provider that was enrolled with Oklahoma SoonerCare within the reporting period, it does not necessarily indicate participation.

**Provider Network Count**



0 Newly Enrolled Provider. The data is based on the new provider IDs added to the system during the reporting month. The effective date of the contract may or may not be in that month.

**Provider Network by Type**

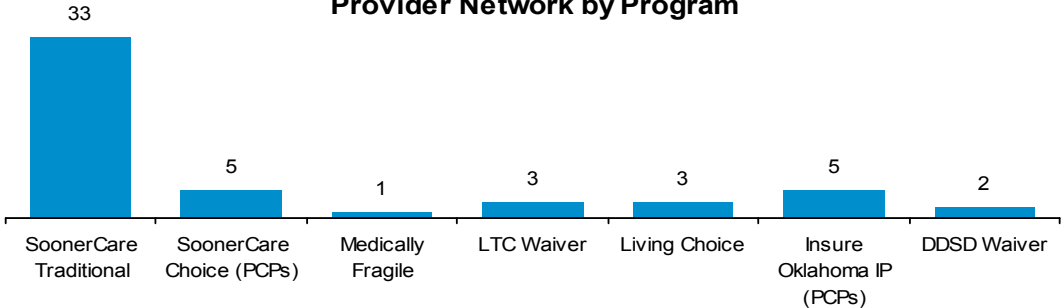


**Primary Care Provider (PCP) Capacities**

| SoonerCare Program | Total Capacity | % of Capacity Used |
|--------------------|----------------|--------------------|
| SoonerCare Choice  | 1,500          | 40.33%             |
| Insure Oklahoma IP | 1,500          | 1.07%              |

Total Capacity represents the maximum number of members that PCPs request to have assigned within OHCA's limit. Panels on hold status are excluded from the capacity calculation.

**Provider Network by Program**



**Acronyms**

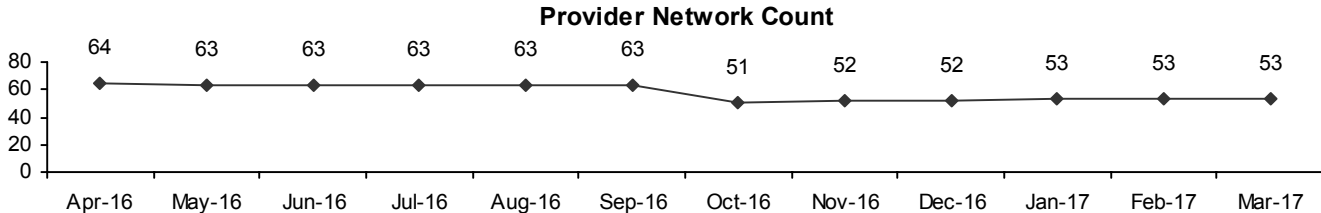
- DDSD - Developmental Disabilities Services Division
- DME - Durable Medical Equipment
- IP - Individual Plan
- I/T/U - Indian Health Service/Tribal/ Urban Indian
- LTC - Long-Term Care
- PCMH - Patient Centered Medical Home
- PCP - Primary Care Provider

# Provider Fast Facts by County

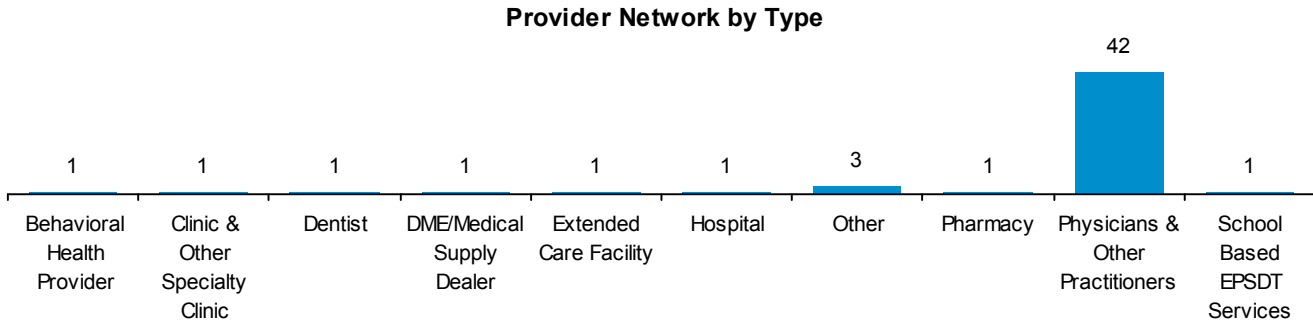
March 2017

## Harmon County

Provider Network is providers who are contracted to provide health care services by locations, programs, types, and specialties. Providers are being counted multiple times if they have multiple locations, programs, types, and/or specialties. The term "contracted" is defined as a provider that was enrolled with Oklahoma SoonerCare within the reporting period, it does not necessarily indicate participation.



0 Newly Enrolled Provider. The data is based on the new provider IDs added to the system during the reporting month. The effective date of the contract may or may not be in that month.

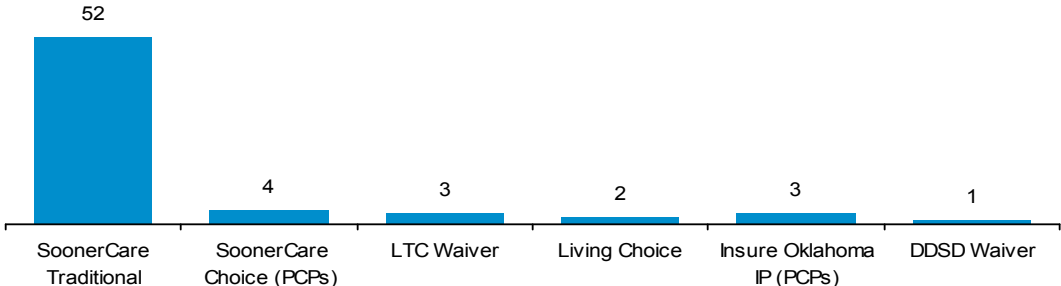


### Primary Care Provider (PCP) Capacities

| SoonerCare Program | Total Capacity | % of Capacity Used |
|--------------------|----------------|--------------------|
| SoonerCare Choice  | 4,950          | 12.24%             |
| Insure Oklahoma IP | 1,550          | 0.58%              |

Total Capacity represents the maximum number of members that PCPs request to have assigned within OHCA's limit. Panels on hold status are excluded from the capacity calculation.

### Provider Network by Program



### Acronyms

- DDSD - Developmental Disabilities Services Division
- DME - Durable Medical Equipment
- IP - Individual Plan
- I/T/U - Indian Health Service/Tribal/ Urban Indian
- LTC - Long-Term Care
- PCMH - Patient Centered Medical Home
- PCP - Primary Care Provider

# Provider Fast Facts by County

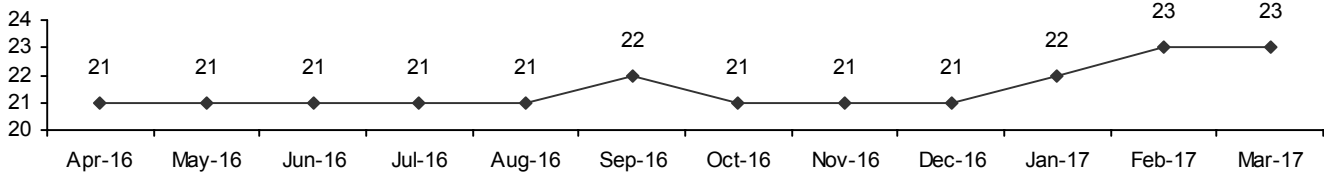
March 2017



## Harper County

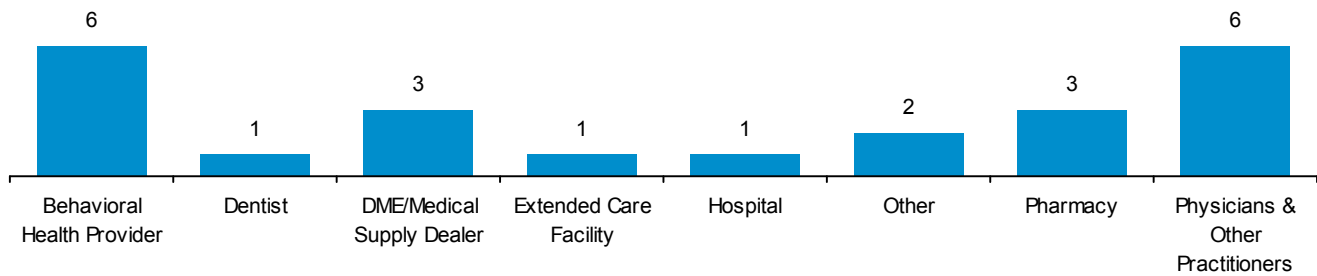
Provider Network is providers who are contracted to provide health care services by locations, programs, types, and specialties. Providers are being counted multiple times if they have multiple locations, programs, types, and/or specialties. The term "contracted" is defined as a provider that was enrolled with Oklahoma SoonerCare within the reporting period, it does not necessarily indicate participation.

**Provider Network Count**



0 Newly Enrolled Provider. The data is based on the new provider IDs added to the system during the reporting month. The effective date of the contract may or may not be in that month.

**Provider Network by Type**

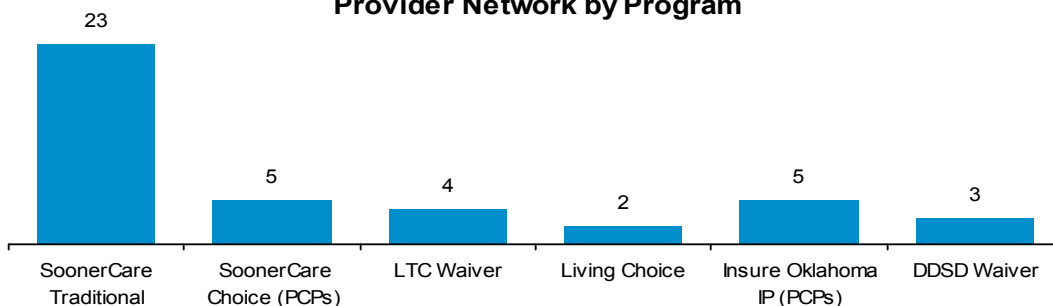


**Primary Care Provider (PCP) Capacities**

| SoonerCare Program | Total Capacity | % of Capacity Used |
|--------------------|----------------|--------------------|
| SoonerCare Choice  | 1,400          | 35.14%             |
| Insure Oklahoma IP | 1,600          | 0.19%              |

Total Capacity represents the maximum number of members that PCPs request to have assigned within OHCA's limit. Panels on hold status are excluded from the capacity calculation.

**Provider Network by Program**



**Acronyms**

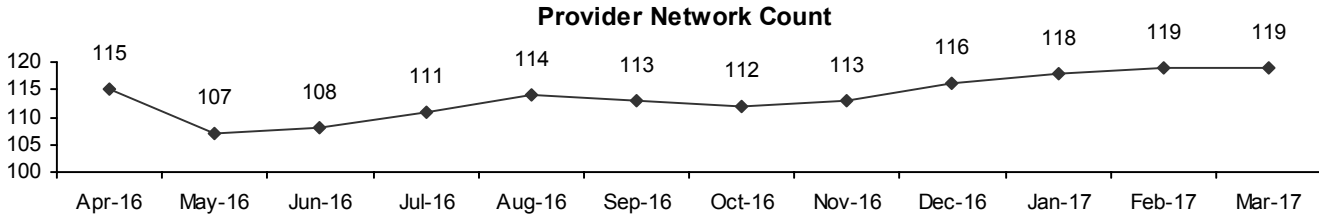
- DDSD - Developmental Disabilities Services Division
- DME - Durable Medical Equipment
- IP - Individual Plan
- I/T/U - Indian Health Service/Tribal/ Urban Indian
- LTC - Long-Term Care
- PCMH - Patient Centered Medical Home
- PCP - Primary Care Provider

# Provider Fast Facts by County

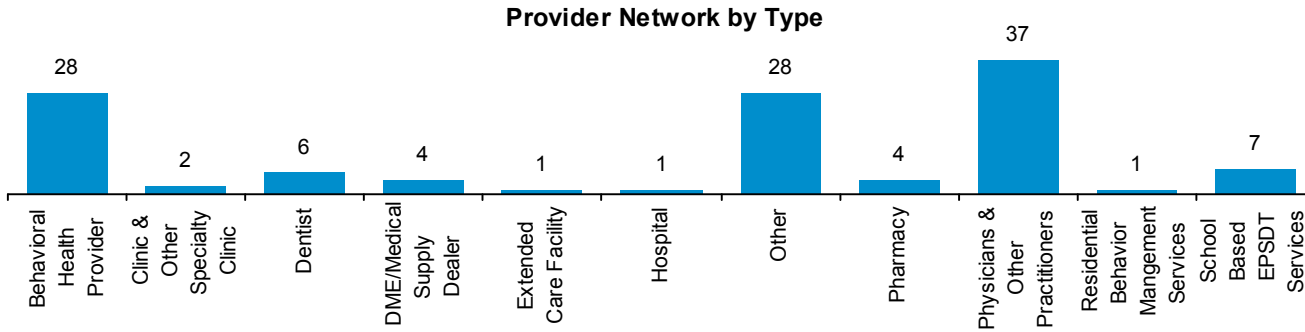
March 2017

## Haskell County

Provider Network is providers who are contracted to provide health care services by locations, programs, types, and specialties. Providers are being counted multiple times if they have multiple locations, programs, types, and/or specialties. The term "contracted" is defined as a provider that was enrolled with Oklahoma SoonerCare within the reporting period, it does not necessarily indicate participation.



0 Newly Enrolled Provider. The data is based on the new provider IDs added to the system during the reporting month. The effective date of the contract may or may not be in that month.

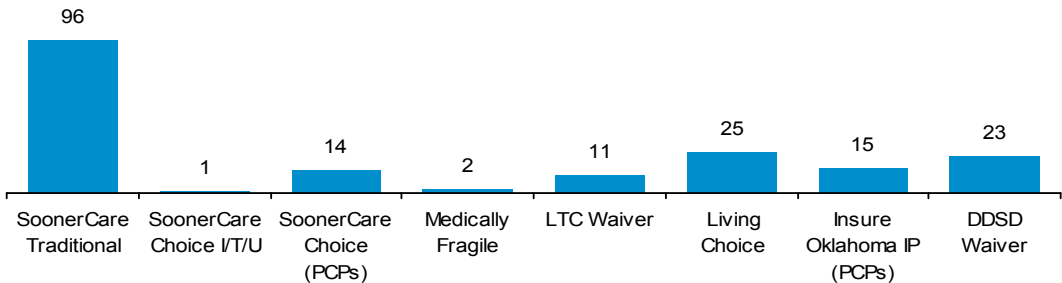


### Primary Care Provider (PCP) Capacities

| SoonerCare Program      | Total Capacity | % of Capacity Used |
|-------------------------|----------------|--------------------|
| SoonerCare Choice       | 6,475          | 42.67%             |
| SoonerCare Choice I/T/U | 2,500          | 5.12%              |
| Insure Oklahoma IP      | 4,125          | 0.44%              |

Total Capacity represents the maximum number of members that PCPs request to have assigned within OHCA's limit. Panels on hold status are excluded from the capacity calculation.

### Provider Network by Program



#### Acronyms

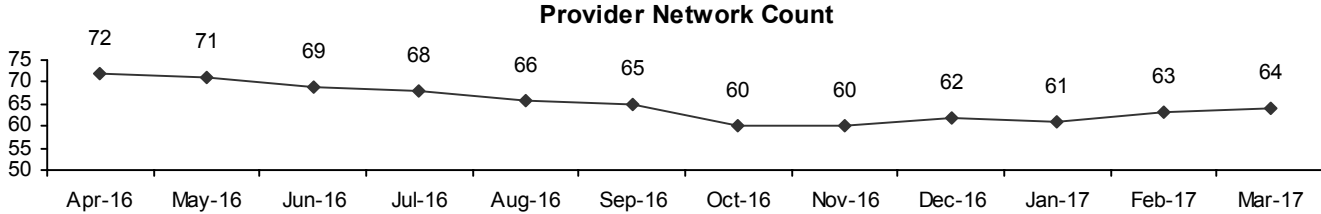
- DDSD - Developmental Disabilities Services Division
- DME - Durable Medical Equipment
- IP - Individual Plan
- I/T/U - Indian Health Service/Tribal/ Urban Indian
- LTC - Long-Term Care
- PCMH - Patient Centered Medical Home
- PCP - Primary Care Provider

# Provider Fast Facts by County

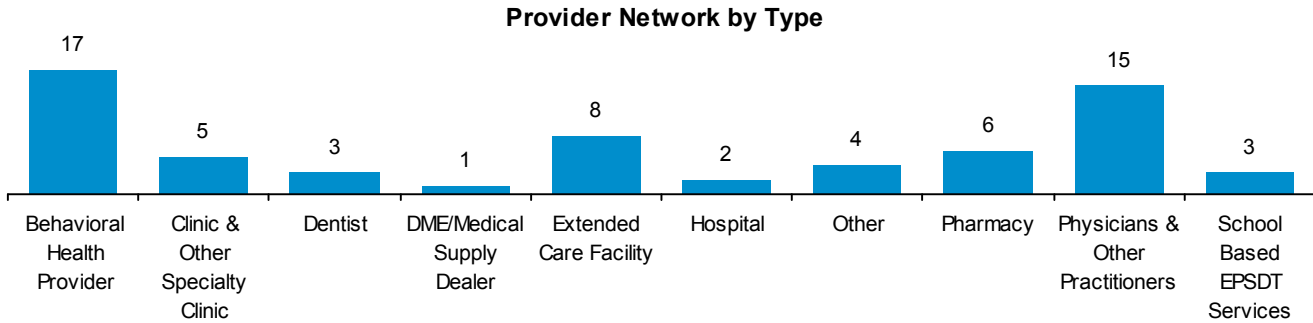
March 2017

## Hughes County

Provider Network is providers who are contracted to provide health care services by locations, programs, types, and specialties. Providers are being counted multiple times if they have multiple locations, programs, types, and/or specialties. The term "contracted" is defined as a provider that was enrolled with Oklahoma SoonerCare within the reporting period, it does not necessarily indicate participation.



2 Newly Enrolled Provider. The data is based on the new provider IDs added to the system during the reporting month. The effective date of the contract may or may not be in that month.

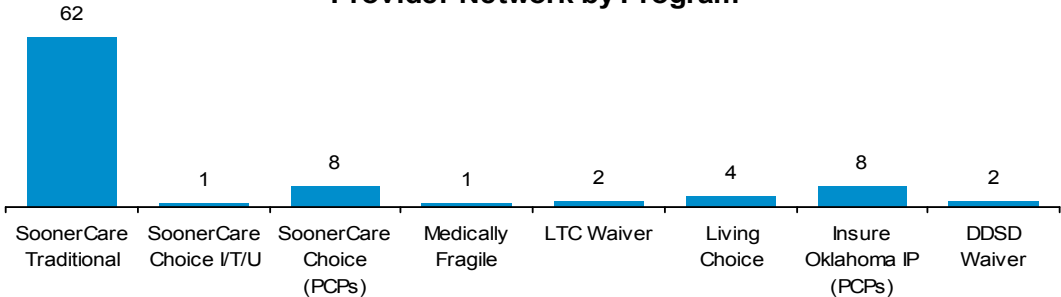


### Primary Care Provider (PCP) Capacities

| SoonerCare Program      | Total Capacity | % of Capacity Used |
|-------------------------|----------------|--------------------|
| SoonerCare Choice       | 4,250          | 24.85%             |
| SoonerCare Choice I/T/U | 2,500          | 0.16%              |
| Insure Oklahoma IP      | 3,250          | 0.06%              |

Total Capacity represents the maximum number of members that PCPs request to have assigned within OHCA's limit. Panels on hold status are excluded from the capacity calculation.

### Provider Network by Program



### Acronyms

- DDSD - Developmental Disabilities Services Division
- DME - Durable Medical Equipment
- IP - Individual Plan
- I/T/U - Indian Health Service/Tribal/ Urban Indian
- LTC - Long-Term Care
- PCMH - Patient Centered Medical Home
- PCP - Primary Care Provider



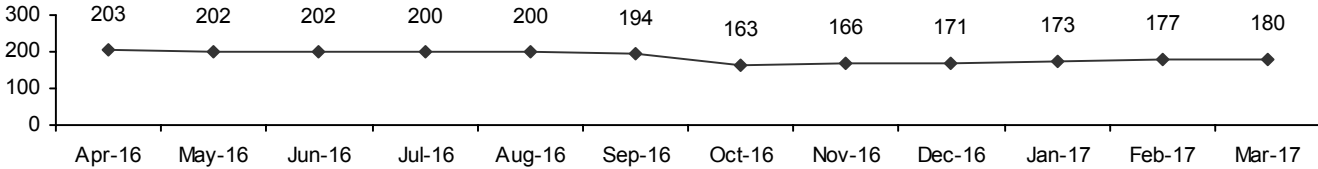
# Provider Fast Facts by County

March 2017

## Jackson County

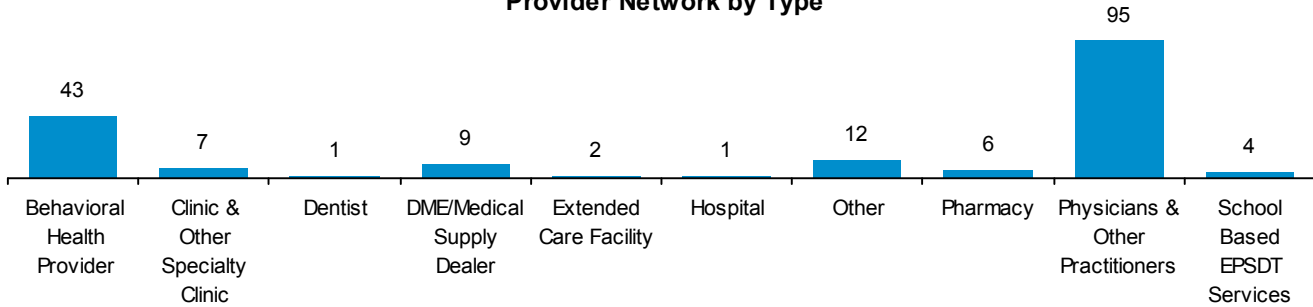
Provider Network is providers who are contracted to provide health care services by locations, programs, types, and specialties. Providers are being counted multiple times if they have multiple locations, programs, types, and/or specialties. The term "contracted" is defined as a provider that was enrolled with Oklahoma SoonerCare within the reporting period, it does not necessarily indicate participation.

**Provider Network Count**



1 Newly Enrolled Provider. The data is based on the new provider IDs added to the system during the reporting month. The effective date of the contract may or may not be in that month.

**Provider Network by Type**

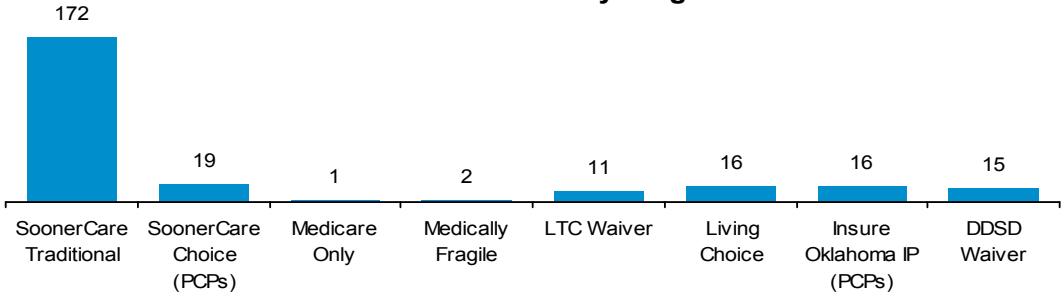


**Primary Care Provider (PCP) Capacities**

| SoonerCare Program | Total Capacity | % of Capacity Used |
|--------------------|----------------|--------------------|
| SoonerCare Choice  | 5,080          | 76.79%             |
| Insure Oklahoma IP | 1,365          | 2.49%              |

Total Capacity represents the maximum number of members that PCPs request to have assigned within OHCA's limit. Panels on hold status are excluded from the capacity calculation.

**Provider Network by Program**



**Acronyms**

- DDSD - Developmental Disabilities Services Division
- DME - Durable Medical Equipment
- IP - Individual Plan
- I/T/U - Indian Health Service/Tribal/ Urban Indian
- LTC - Long-Term Care
- PCMH - Patient Centered Medical Home
- PCP - Primary Care Provider

This publication is authorized by the Oklahoma Health Care Authority in accordance with state and federal regulations. OHCA is in compliance with the Title VI and Title VII of the 1964 Civil Rights Act and the Rehabilitation Act of 1973. For additional copies, you can go online to OHCA's website [www.okhca.org](http://www.okhca.org) under Research/Statistics and Data. The Oklahoma Health Care Authority does not discriminate on the basis of race, color, national origin, gender, religion, age or disability in employment or the provision of services. Data was compiled by the Office of Data Governance Analytics as of the report date and is subject to change.

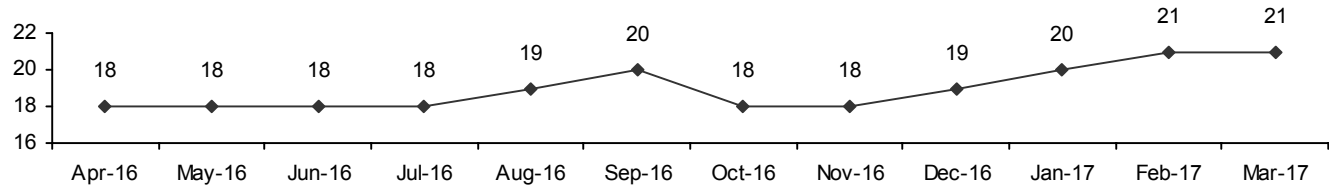
# Provider Fast Facts by County

March 2017

## Jefferson County

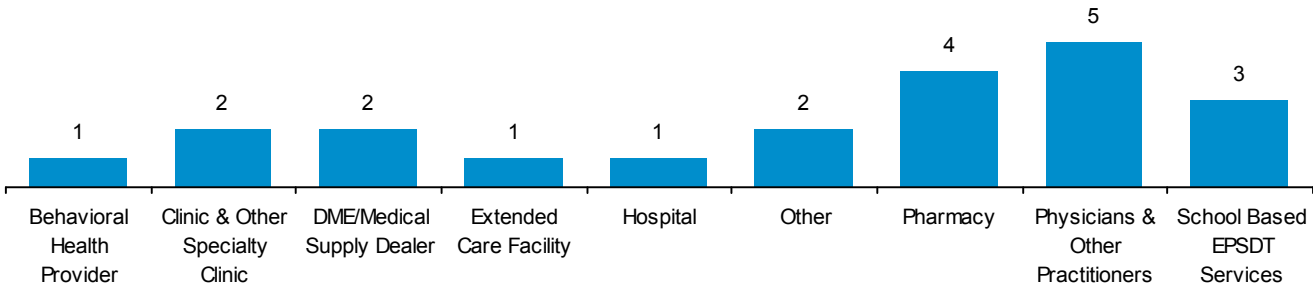
Provider Network is providers who are contracted to provide health care services by locations, programs, types, and specialties. Providers are being counted multiple times if they have multiple locations, programs, types, and/or specialties. The term "contracted" is defined as a provider that was enrolled with Oklahoma SoonerCare within the reporting period, it does not necessarily indicate participation.

**Provider Network Count**



0 Newly Enrolled Provider. The data is based on the new provider IDs added to the system during the reporting month. The effective date of the contract may or may not be in that month.

**Provider Network by Type**

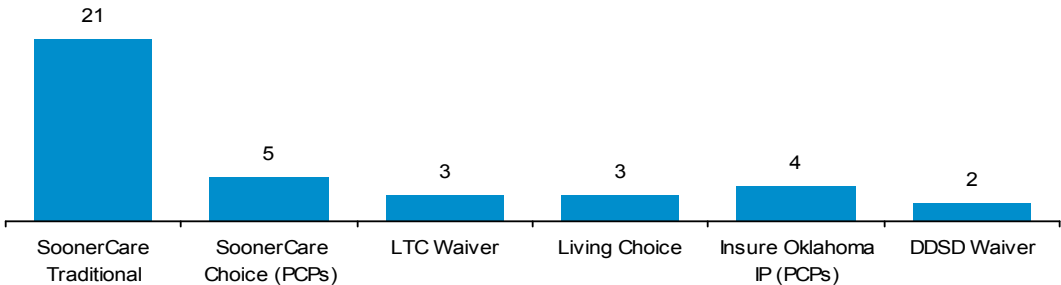


**Primary Care Provider (PCP) Capacities**

| SoonerCare Program | Total Capacity | % of Capacity Used |
|--------------------|----------------|--------------------|
| SoonerCare Choice  | 2,760          | 28.95%             |
| Insure Oklahoma IP | 960            | 1.15%              |

Total Capacity represents the maximum number of members that PCPs request to have assigned within OHCA's limit. Panels on hold status are excluded from the capacity calculation.

**Provider Network by Program**



**Acronyms**

- DDSD - Developmental Disabilities Services Division
- DME - Durable Medical Equipment
- IP - Individual Plan
- I/T/U - Indian Health Service/Tribal/ Urban Indian
- LTC - Long-Term Care
- PCMH - Patient Centered Medical Home
- PCP - Primary Care Provider

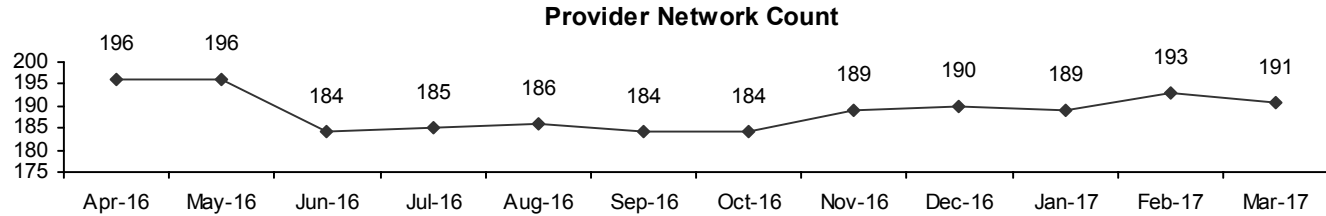
This publication is authorized by the Oklahoma Health Care Authority in accordance with state and federal regulations. OHCA is in compliance with the Title VI and Title VII of the 1964 Civil Rights Act and the Rehabilitation Act of 1973. For additional copies, you can go online to OHCA's website [www.okhca.org](http://www.okhca.org) under Research/Statistics and Data. The Oklahoma Health Care Authority does not discriminate on the basis of race, color, national origin, gender, religion, age or disability in employment or the provision of services. Data was compiled by the Office of Data Governance Analytics as of the report date and is subject to change.

# Provider Fast Facts by County

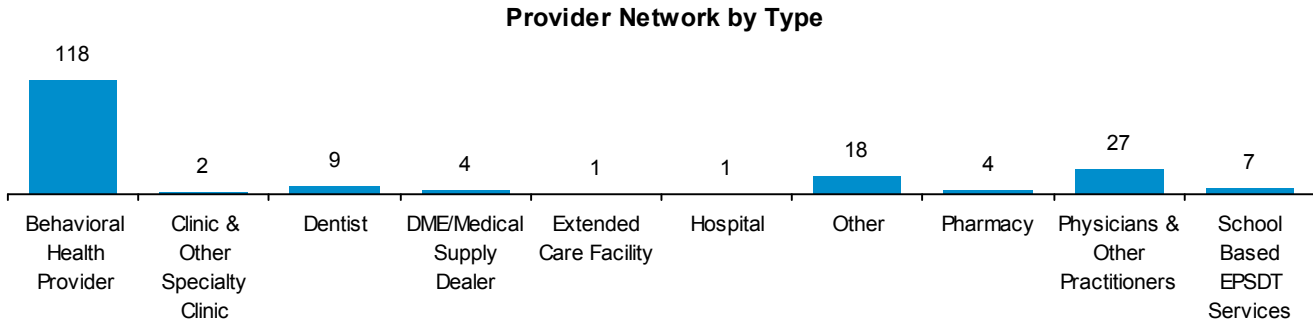
March 2017

## Johnston County

Provider Network is providers who are contracted to provide health care services by locations, programs, types, and specialties. Providers are being counted multiple times if they have multiple locations, programs, types, and/or specialties. The term "contracted" is defined as a provider that was enrolled with Oklahoma SoonerCare within the reporting period, it does not necessarily indicate participation.



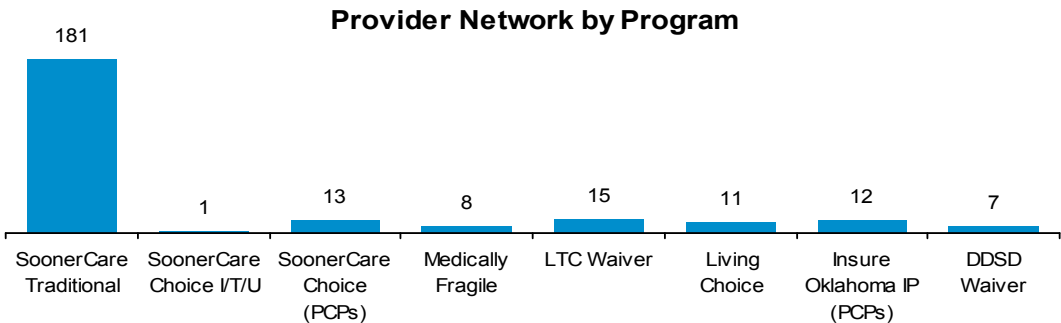
0 Newly Enrolled Provider. The data is based on the new provider IDs added to the system during the reporting month. The effective date of the contract may or may not be in that month.



### Primary Care Provider (PCP) Capacities

| SoonerCare Program      | Total Capacity | % of Capacity Used |
|-------------------------|----------------|--------------------|
| SoonerCare Choice       | 6,925          | 25.88%             |
| SoonerCare Choice I/T/U | 500            | 15.20%             |
| Insure Oklahoma IP      | 3,075          | 3.09%              |

Total Capacity represents the maximum number of members that PCPs request to have assigned within OHCA's limit. Panels on hold status are excluded from the capacity calculation.



### Acronyms

- DDSD - Developmental Disabilities Services Division
- DME - Durable Medical Equipment
- IP - Individual Plan
- I/T/U - Indian Health Service/Tribal/ Urban Indian
- LTC - Long-Term Care
- PCMH - Patient Centered Medical Home
- PCP - Primary Care Provider

# Provider Fast Facts by County

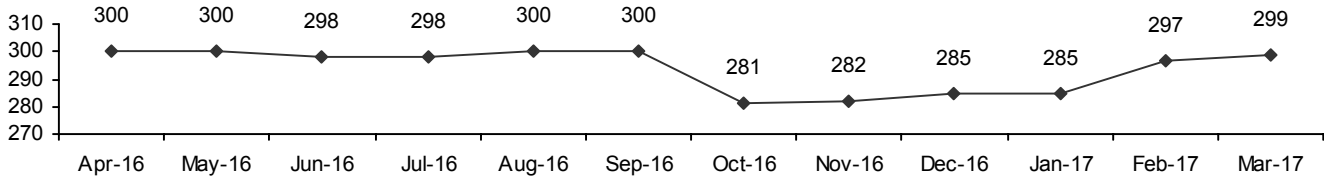
March 2017



## Kay County

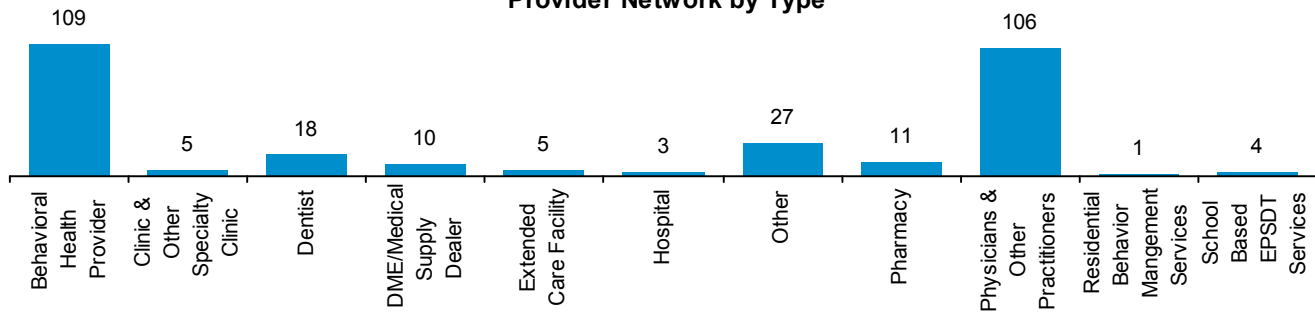
Provider Network is providers who are contracted to provide health care services by locations, programs, types, and specialties. Providers are being counted multiple times if they have multiple locations, programs, types, and/or specialties. The term "contracted" is defined as a provider that was enrolled with Oklahoma SoonerCare within the reporting period, it does not necessarily indicate participation.

**Provider Network Count**



1 Newly Enrolled Provider. The data is based on the new provider IDs added to the system during the reporting month. The effective date of the contract may or may not be in that month.

**Provider Network by Type**

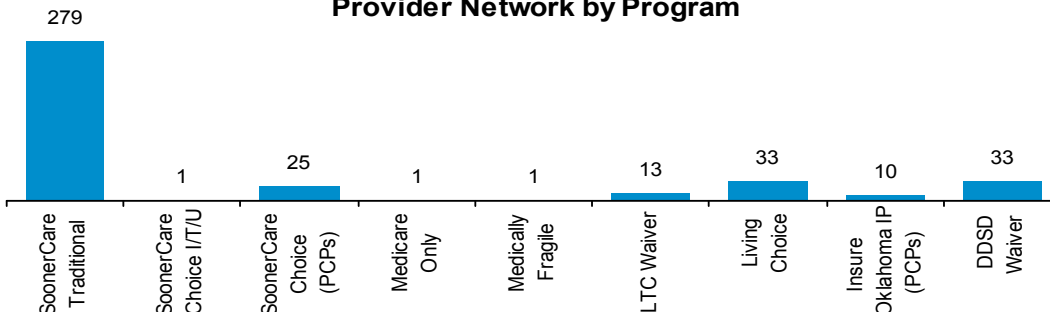


**Primary Care Provider (PCP) Capacities**

| SoonerCare Program      | Total Capacity | % of Capacity Used |
|-------------------------|----------------|--------------------|
| SoonerCare Choice       | 14,000         | 57.66%             |
| SoonerCare Choice I/T/U | 100            | 57.00%             |
| Insure Oklahoma IP      | 550            | 7.64%              |

Total Capacity represents the maximum number of members that PCPs request to have assigned within OHCA's limit. Panels on hold status are excluded from the capacity calculation.

**Provider Network by Program**



**Acronyms**

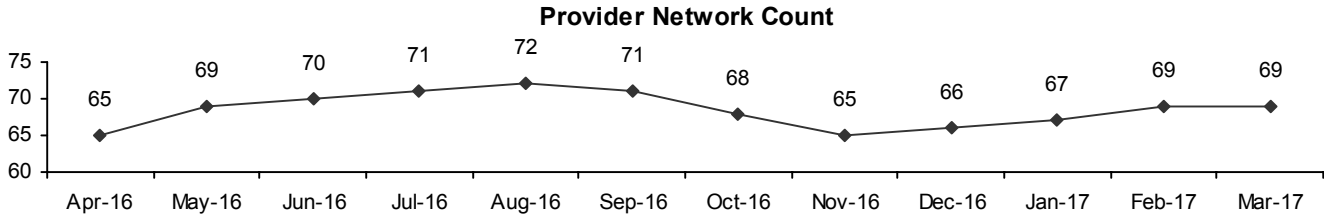
- DDSD - Developmental Disabilities Services Division
- DME - Durable Medical Equipment
- IP - Individual Plan
- I/T/U - Indian Health Service/Tribal/ Urban Indian
- LTC - Long-Term Care
- PCMH - Patient Centered Medical Home
- PCP - Primary Care Provider

# Provider Fast Facts by County

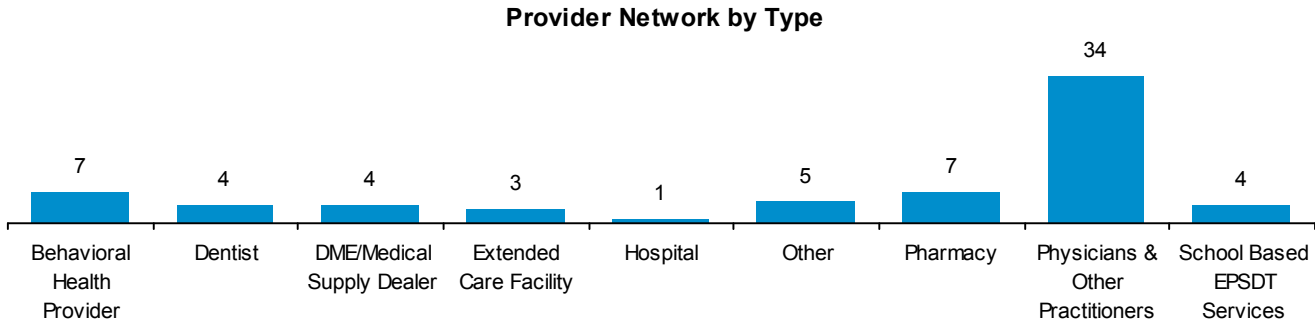
March 2017

## Kingfisher County

Provider Network is providers who are contracted to provide health care services by locations, programs, types, and specialties. Providers are being counted multiple times if they have multiple locations, programs, types, and/or specialties. The term "contracted" is defined as a provider that was enrolled with Oklahoma SoonerCare within the reporting period, it does not necessarily indicate participation.



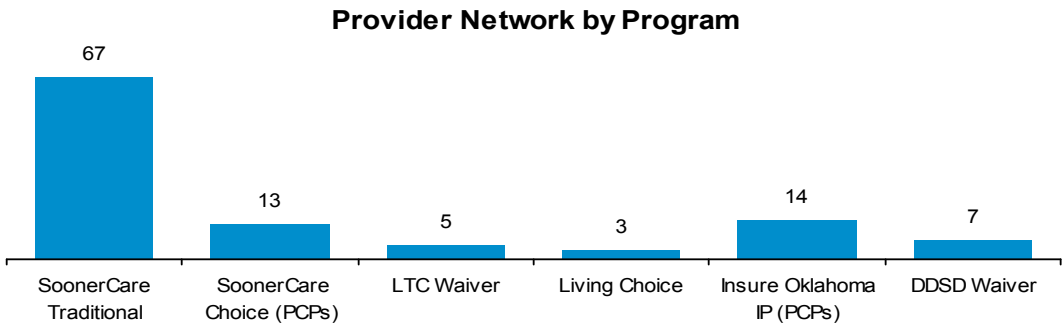
0 Newly Enrolled Provider. The data is based on the new provider IDs added to the system during the reporting month. The effective date of the contract may or may not be in that month.



### Primary Care Provider (PCP) Capacities

| SoonerCare Program | Total Capacity | % of Capacity Used |
|--------------------|----------------|--------------------|
| SoonerCare Choice  | 6,850          | 34.91%             |
| Insure Oklahoma IP | 2,750          | 0.65%              |

Total Capacity represents the maximum number of members that PCPs request to have assigned within OHCA's limit. Panels on hold status are excluded from the capacity calculation.



### Acronyms

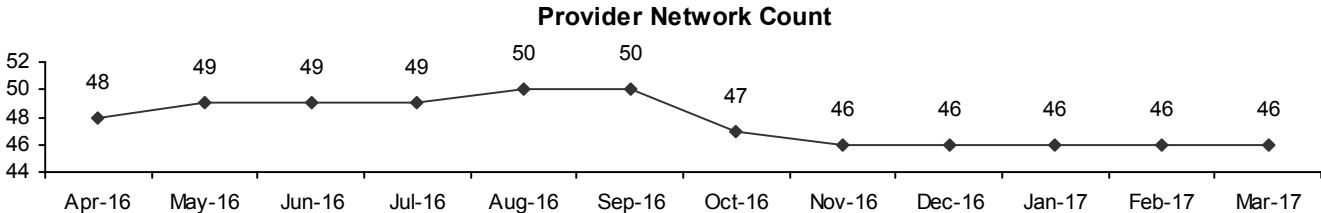
- DDSD - Developmental Disabilities Services Division
- DME - Durable Medical Equipment
- IP - Individual Plan
- I/T/U - Indian Health Service/Tribal/ Urban Indian
- LTC - Long-Term Care
- PCMH - Patient Centered Medical Home
- PCP - Primary Care Provider

# Provider Fast Facts by County

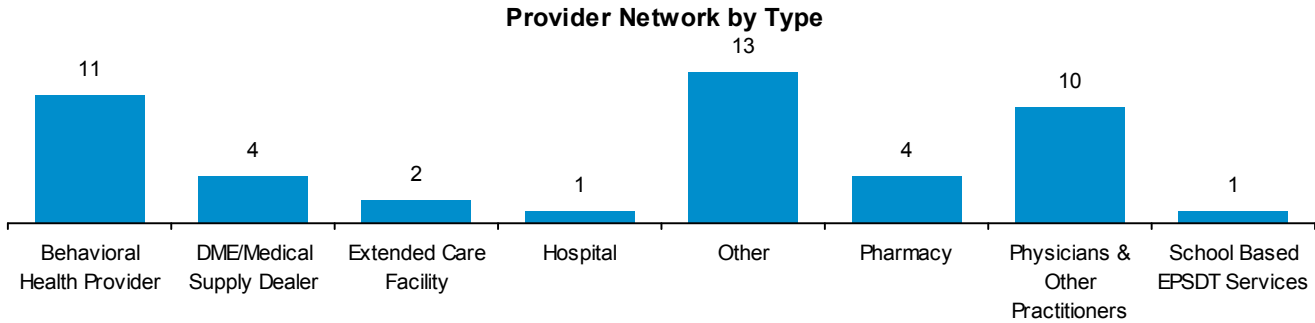
March 2017

## Kiowa County

Provider Network is providers who are contracted to provide health care services by locations, programs, types, and specialties. Providers are being counted multiple times if they have multiple locations, programs, types, and/or specialties. The term "contracted" is defined as a provider that was enrolled with Oklahoma SoonerCare within the reporting period, it does not necessarily indicate participation.



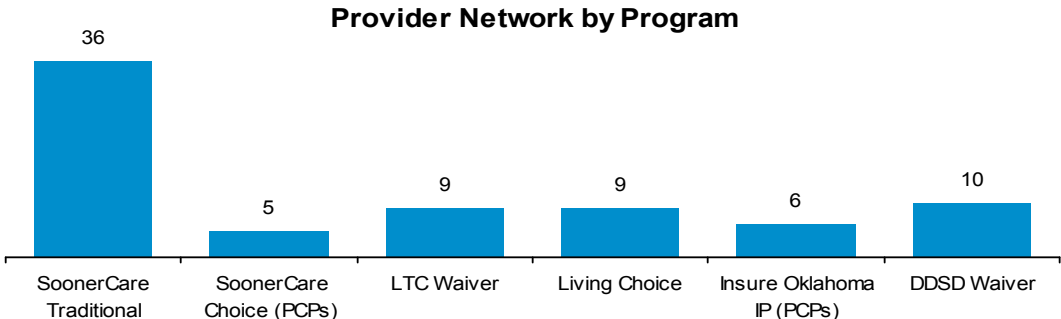
0 Newly Enrolled Provider. The data is based on the new provider IDs added to the system during the reporting month. The effective date of the contract may or may not be in that month.



### Primary Care Provider (PCP) Capacities

| SoonerCare Program | Total Capacity | % of Capacity Used |
|--------------------|----------------|--------------------|
| SoonerCare Choice  | 1,950          | 67.28%             |
| Insure Oklahoma IP | 1,050          | 1.24%              |

Total Capacity represents the maximum number of members that PCPs request to have assigned within OHCA's limit. Panels on hold status are excluded from the capacity calculation.



### Acronyms

- DDSD - Developmental Disabilities Services Division
- DME - Durable Medical Equipment
- IP - Individual Plan
- I/T/U - Indian Health Service/Tribal/ Urban Indian
- LTC - Long-Term Care
- PCMH - Patient Centered Medical Home
- PCP - Primary Care Provider

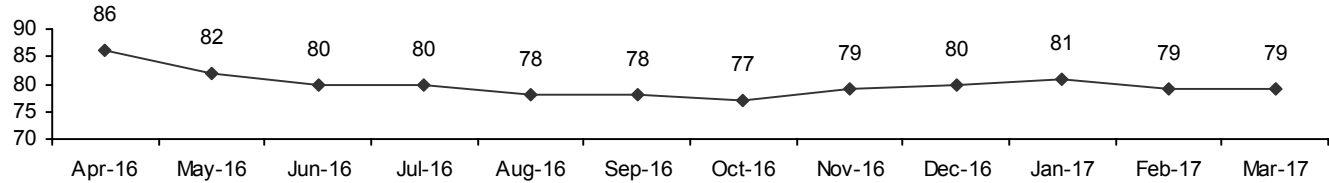
# Provider Fast Facts by County

March 2017

## Latimer County

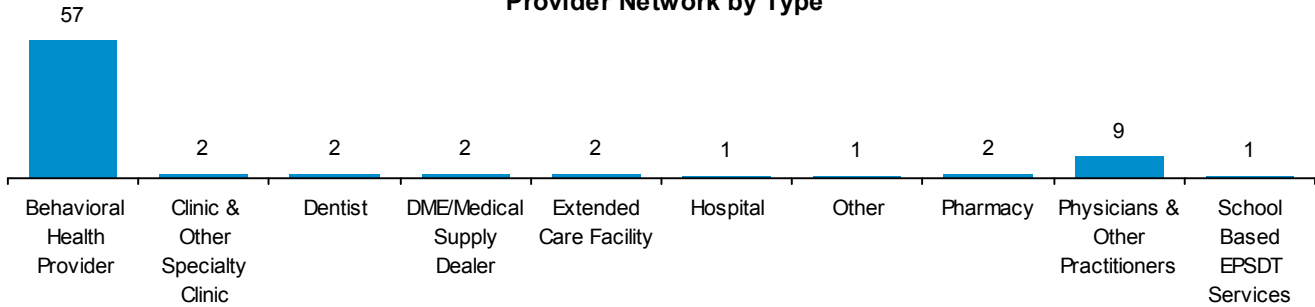
Provider Network is providers who are contracted to provide health care services by locations, programs, types, and specialties. Providers are being counted multiple times if they have multiple locations, programs, types, and/or specialties. The term "contracted" is defined as a provider that was enrolled with Oklahoma SoonerCare within the reporting period, it does not necessarily indicate participation.

**Provider Network Count**



0 Newly Enrolled Provider. The data is based on the new provider IDs added to the system during the reporting month. The effective date of the contract may or may not be in that month.

**Provider Network by Type**

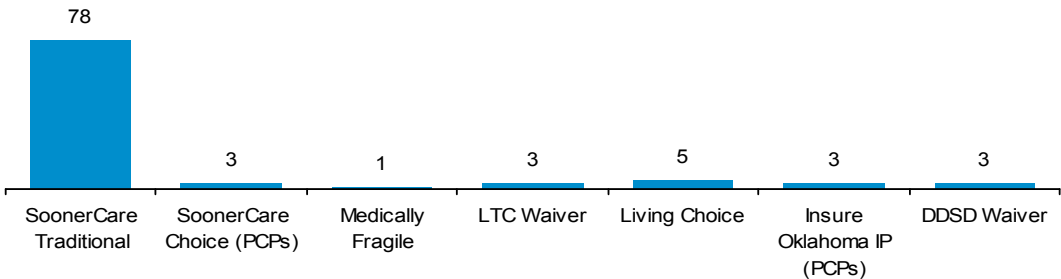


### Primary Care Provider (PCP) Capacities

| SoonerCare Program | Total Capacity | % of Capacity Used |
|--------------------|----------------|--------------------|
| SoonerCare Choice  | 6,450          | 14.45%             |
| Insure Oklahoma IP | 1,600          | 0.94%              |

Total Capacity represents the maximum number of members that PCPs request to have assigned within OHCA's limit. Panels on hold status are excluded from the capacity calculation.

**Provider Network by Program**



**Acronyms**

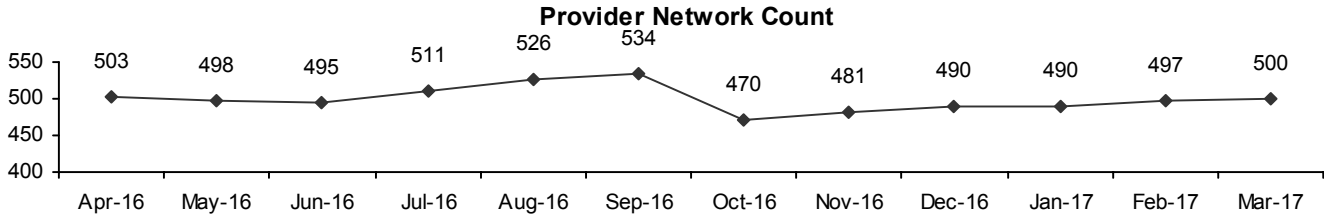
- DDSD - Developmental Disabilities Services Division
- DME - Durable Medical Equipment
- IP - Individual Plan
- I/T/U - Indian Health Service/Tribal/ Urban Indian
- LTC - Long-Term Care
- PCMH - Patient Centered Medical Home
- PCP - Primary Care Provider

# Provider Fast Facts by County

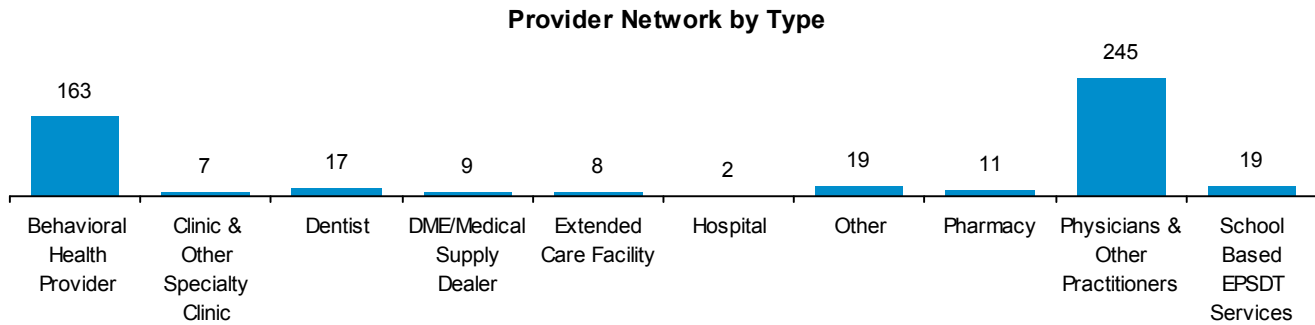
March 2017

## LeFlore County

Provider Network is providers who are contracted to provide health care services by locations, programs, types, and specialties. Providers are being counted multiple times if they have multiple locations, programs, types, and/or specialties. The term "contracted" is defined as a provider that was enrolled with Oklahoma SoonerCare within the reporting period, it does not necessarily indicate participation.



2 Newly Enrolled Provider. The data is based on the new provider IDs added to the system during the reporting month. The effective date of the contract may or may not be in that month.

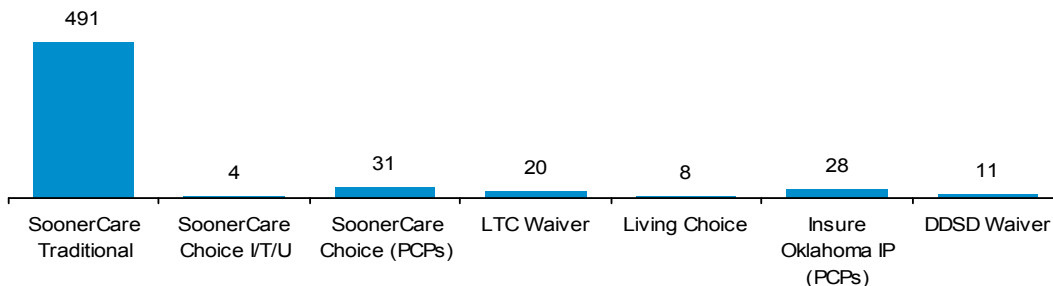


### Primary Care Provider (PCP) Capacities

| SoonerCare Program      | Total Capacity | % of Capacity Used |
|-------------------------|----------------|--------------------|
| SoonerCare Choice       | 25,280         | 32.06%             |
| SoonerCare Choice I/T/U | 8,000          | 23.35%             |
| Insure Oklahoma IP      | 8,620          | 0.58%              |

Total Capacity represents the maximum number of members that PCPs request to have assigned within OHCA's limit. Panels on hold status are excluded from the capacity calculation.

### Provider Network by Program



### Acronyms

- DDSD - Developmental Disabilities Services Division
- DME - Durable Medical Equipment
- IP - Individual Plan
- I/T/U - Indian Health Service/Tribal/ Urban Indian
- LTC - Long-Term Care
- PCMH - Patient Centered Medical Home
- PCP - Primary Care Provider



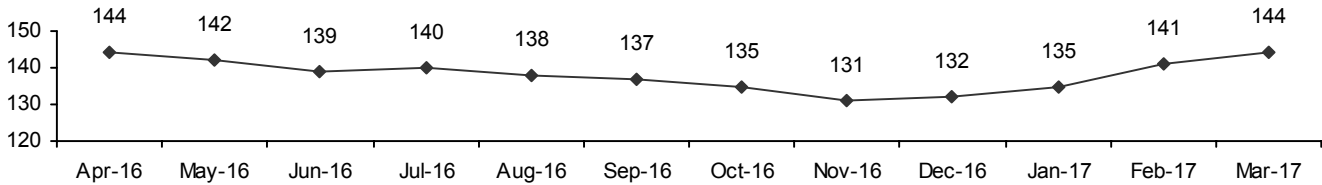
# Provider Fast Facts by County

March 2017

## Lincoln County

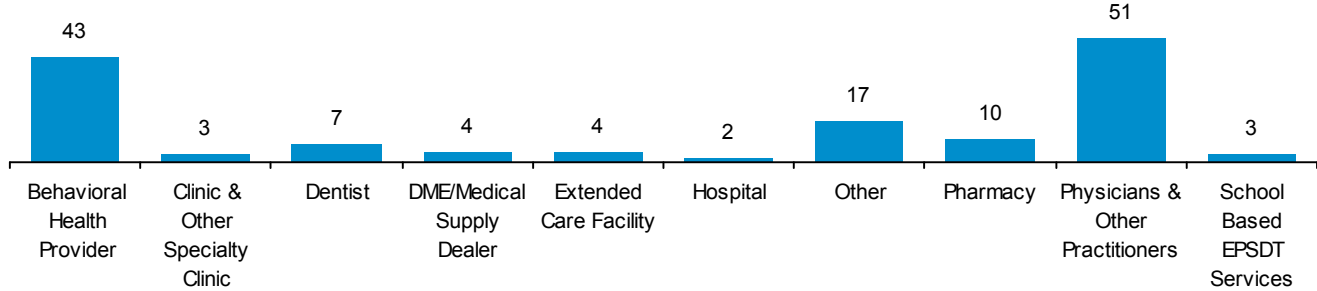
Provider Network is providers who are contracted to provide health care services by locations, programs, types, and specialties. Providers are being counted multiple times if they have multiple locations, programs, types, and/or specialties. The term "contracted" is defined as a provider that was enrolled with Oklahoma SoonerCare within the reporting period, it does not necessarily indicate participation.

**Provider Network Count**



1 Newly Enrolled Provider. The data is based on the new provider IDs added to the system during the reporting month. The effective date of the contract may or may not be in that month.

**Provider Network by Type**

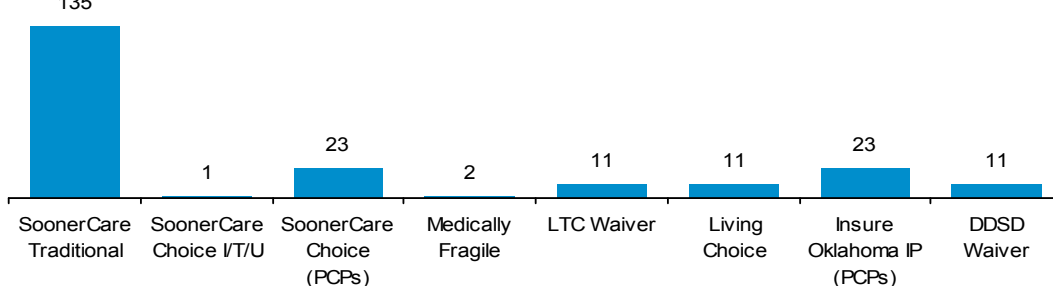


**Primary Care Provider (PCP) Capacities**

| SoonerCare Program      | Total Capacity | % of Capacity Used |
|-------------------------|----------------|--------------------|
| SoonerCare Choice       | 10,300         | 21.21%             |
| SoonerCare Choice I/T/U | 99             | 39.39%             |
| Insure Oklahoma IP      | 2,450          | 1.10%              |

Total Capacity represents the maximum number of members that PCPs request to have assigned within OHCA's limit. Panels on hold status are excluded from the capacity calculation.

**Provider Network by Program**



**Acronyms**

- DDSD - Developmental Disabilities Services Division
- DME - Durable Medical Equipment
- IP - Individual Plan
- I/T/U - Indian Health Service/Tribal/ Urban Indian
- LTC - Long-Term Care
- PCMH - Patient Centered Medical Home
- PCP - Primary Care Provider

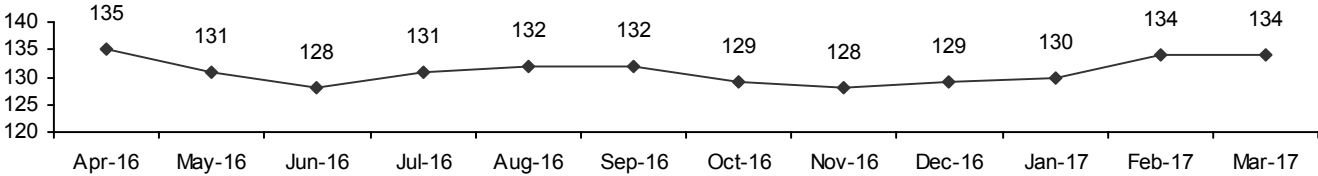
# Provider Fast Facts by County

March 2017

## Logan County

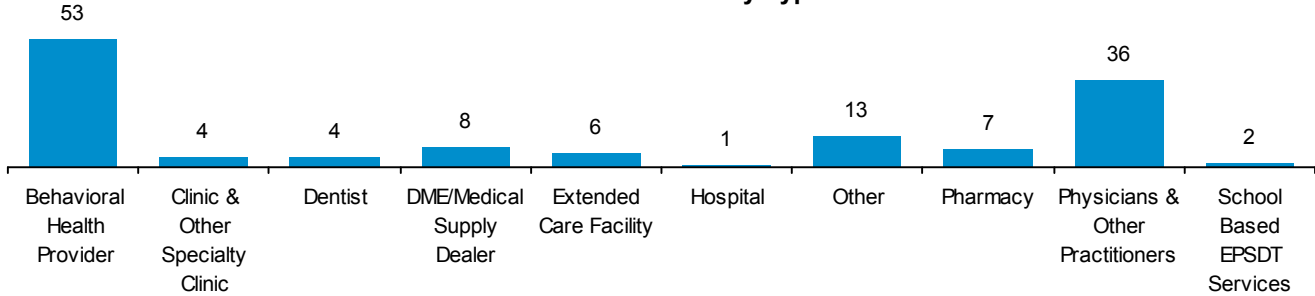
Provider Network is providers who are contracted to provide health care services by locations, programs, types, and specialties. Providers are being counted multiple times if they have multiple locations, programs, types, and/or specialties. The term "contracted" is defined as a provider that was enrolled with Oklahoma SoonerCare within the reporting period, it does not necessarily indicate participation.

**Provider Network Count**



0 Newly Enrolled Provider. The data is based on the new provider IDs added to the system during the reporting month. The effective date of the contract may or may not be in that month.

**Provider Network by Type**

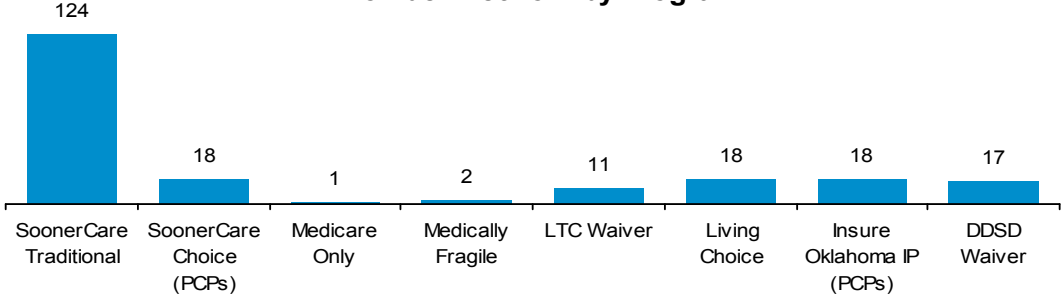


### Primary Care Provider (PCP) Capacities

| SoonerCare Program | Total Capacity | % of Capacity Used |
|--------------------|----------------|--------------------|
| SoonerCare Choice  | 9,325          | 36.13%             |
| Insure Oklahoma IP | 3,575          | 1.06%              |

Total Capacity represents the maximum number of members that PCPs request to have assigned within OHCA's limit. Panels on hold status are excluded from the capacity calculation.

**Provider Network by Program**



**Acronyms**

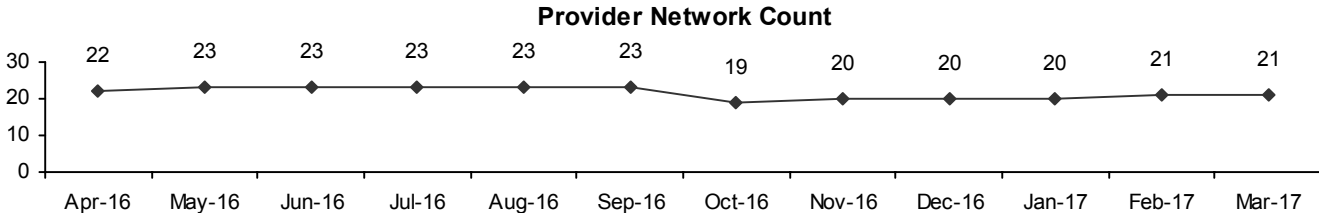
- DDSD - Developmental Disabilities Services Division
- DME - Durable Medical Equipment
- IP - Individual Plan
- I/T/U - Indian Health Service/Tribal/ Urban Indian
- LTC - Long-Term Care
- PCMH - Patient Centered Medical Home
- PCP - Primary Care Provider

# Provider Fast Facts by County

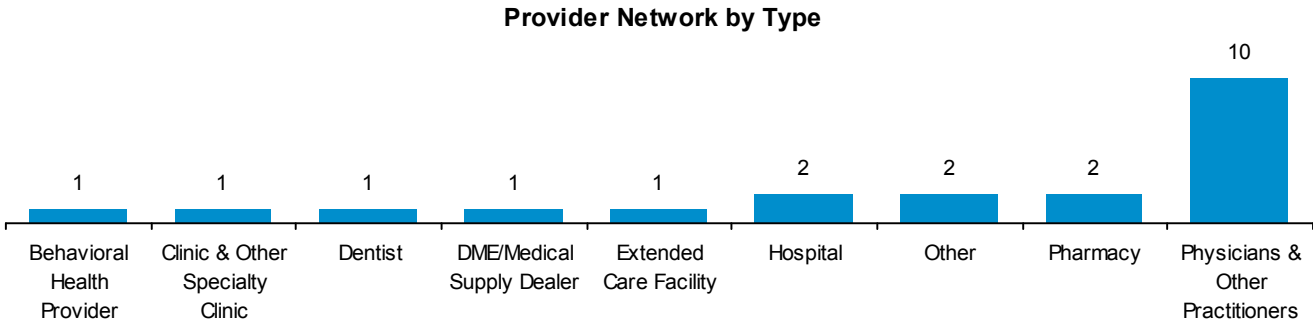
March 2017

## Love County

Provider Network is providers who are contracted to provide health care services by locations, programs, types, and specialties. Providers are being counted multiple times if they have multiple locations, programs, types, and/or specialties. The term "contracted" is defined as a provider that was enrolled with Oklahoma SoonerCare within the reporting period, it does not necessarily indicate participation.



0 Newly Enrolled Provider. The data is based on the new provider IDs added to the system during the reporting month. The effective date of the contract may or may not be in that month.

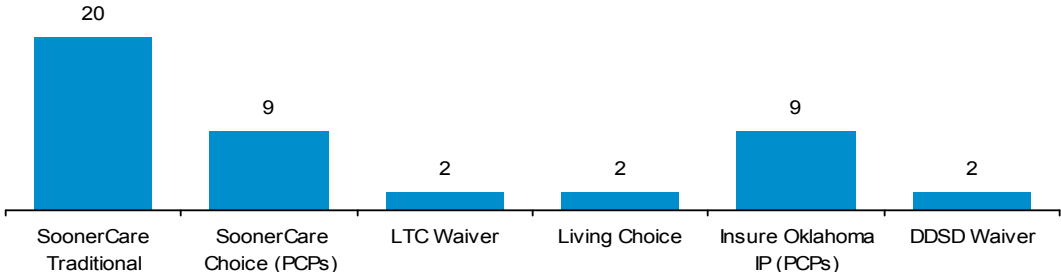


### Primary Care Provider (PCP) Capacities

| SoonerCare Program | Total Capacity | % of Capacity Used |
|--------------------|----------------|--------------------|
| SoonerCare Choice  | 12,700         | 6.69%              |
| Insure Oklahoma IP | 250            | 3.60%              |

Total Capacity represents the maximum number of members that PCPs request to have assigned within OHCA's limit. Panels on hold status are excluded from the capacity calculation.

### Provider Network by Program



### Acronyms

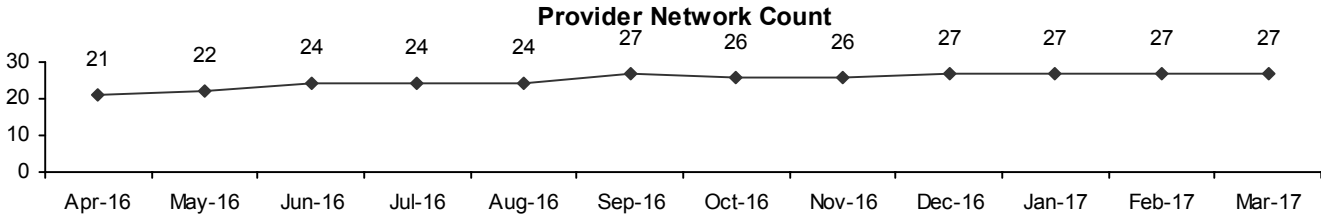
- DDSD - Developmental Disabilities Services Division
- DME - Durable Medical Equipment
- IP - Individual Plan
- I/T/U - Indian Health Service/Tribal/ Urban Indian
- LTC - Long-Term Care
- PCMH - Patient Centered Medical Home
- PCP - Primary Care Provider

# Provider Fast Facts by County

March 2017

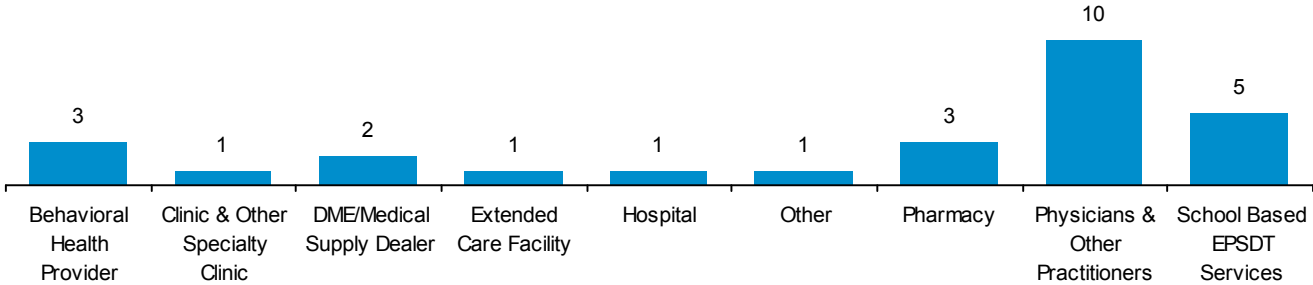
## Major County

Provider Network is providers who are contracted to provide health care services by locations, programs, types, and specialties. Providers are being counted multiple times if they have multiple locations, programs, types, and/or specialties. The term "contracted" is defined as a provider that was enrolled with Oklahoma SoonerCare within the reporting period, it does not necessarily indicate participation.



0 Newly Enrolled Provider. The data is based on the new provider IDs added to the system during the reporting month. The effective date of the contract may or may not be in that month.

### Provider Network by Type

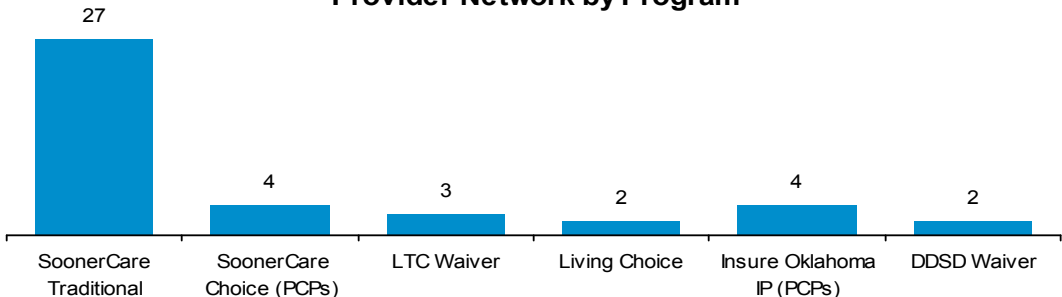


### Primary Care Provider (PCP) Capacities

| SoonerCare Program | Total Capacity | % of Capacity Used |
|--------------------|----------------|--------------------|
| SoonerCare Choice  | 600            | 95.83%             |
| Insure Oklahoma IP | 200            | 2.50%              |

Total Capacity represents the maximum number of members that PCPs request to have assigned within OHCA's limit. Panels on hold status are excluded from the capacity calculation.

### Provider Network by Program



### Acronyms

- DDSD - Developmental Disabilities Services Division
- DME - Durable Medical Equipment
- IP - Individual Plan
- I/T/U - Indian Health Service/Tribal/ Urban Indian
- LTC - Long-Term Care
- PCMH - Patient Centered Medical Home
- PCP - Primary Care Provider

# Provider Fast Facts by County

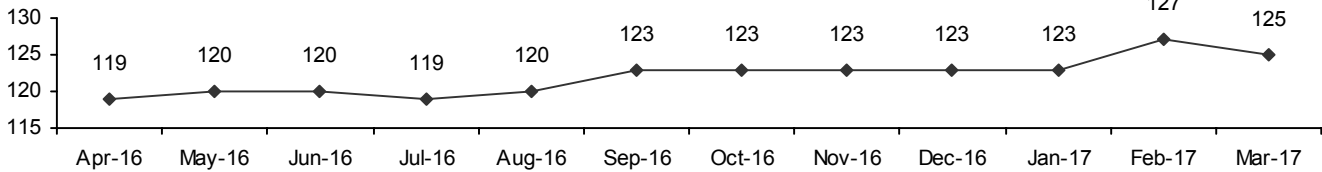
March 2017



## Marshall County

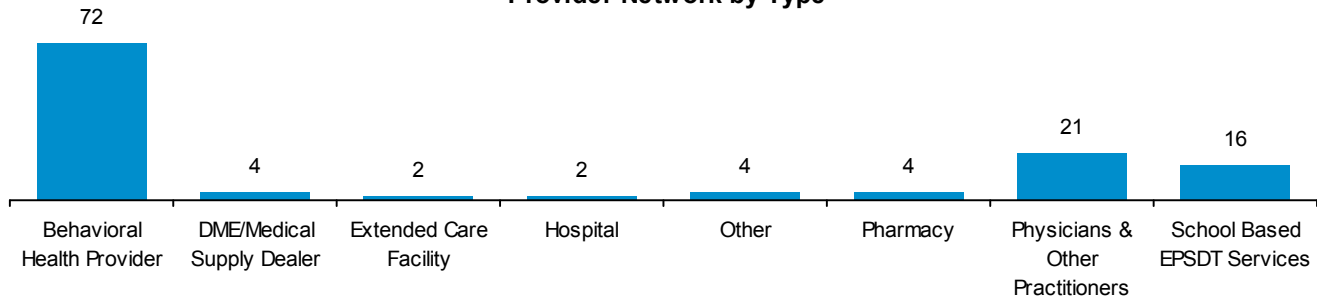
Provider Network is providers who are contracted to provide health care services by locations, programs, types, and specialties. Providers are being counted multiple times if they have multiple locations, programs, types, and/or specialties. The term "contracted" is defined as a provider that was enrolled with Oklahoma SoonerCare within the reporting period, it does not necessarily indicate participation.

**Provider Network Count**



0 Newly Enrolled Provider. The data is based on the new provider IDs added to the system during the reporting month. The effective date of the contract may or may not be in that month.

**Provider Network by Type**

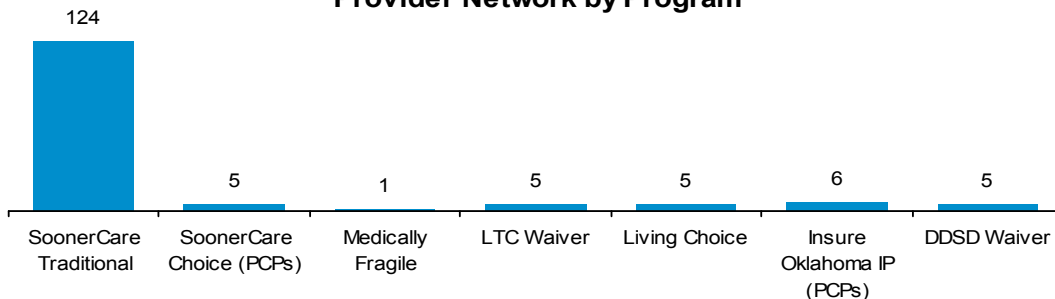


**Primary Care Provider (PCP) Capacities**

| SoonerCare Program | Total Capacity | % of Capacity Used |
|--------------------|----------------|--------------------|
| SoonerCare Choice  | 5,100          | 26.27%             |
| Insure Oklahoma IP | 2,050          | 0.78%              |

Total Capacity represents the maximum number of members that PCPs request to have assigned within OHCA's limit. Panels on hold status are excluded from the capacity calculation.

**Provider Network by Program**



**Acronyms**

- DDSD - Developmental Disabilities Services Division
- DME - Durable Medical Equipment
- IP - Individual Plan
- I/T/U - Indian Health Service/Tribal/ Urban Indian
- LTC - Long-Term Care
- PCMH - Patient Centered Medical Home
- PCP - Primary Care Provider

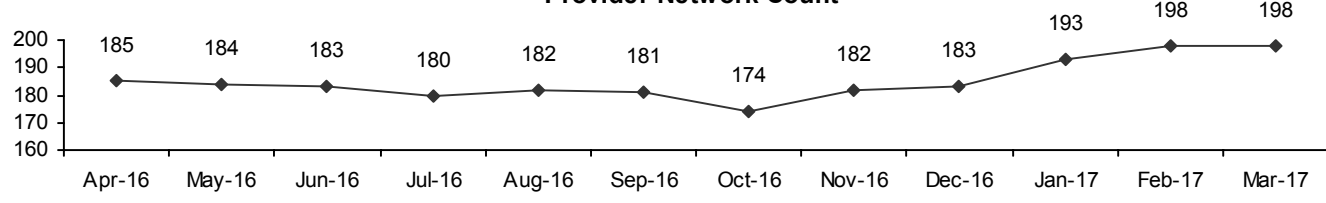
# Provider Fast Facts by County

March 2017

## Mayes County

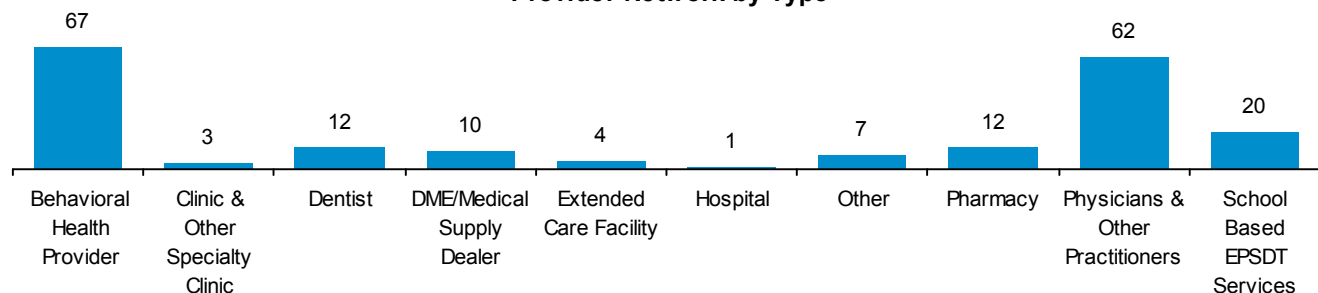
Provider Network is providers who are contracted to provide health care services by locations, programs, types, and specialties. Providers are being counted multiple times if they have multiple locations, programs, types, and/or specialties. The term "contracted" is defined as a provider that was enrolled with Oklahoma SoonerCare within the reporting period, it does not necessarily indicate participation.

**Provider Network Count**



0 Newly Enrolled Provider. The data is based on the new provider IDs added to the system during the reporting month. The effective date of the contract may or may not be in that month.

**Provider Network by Type**

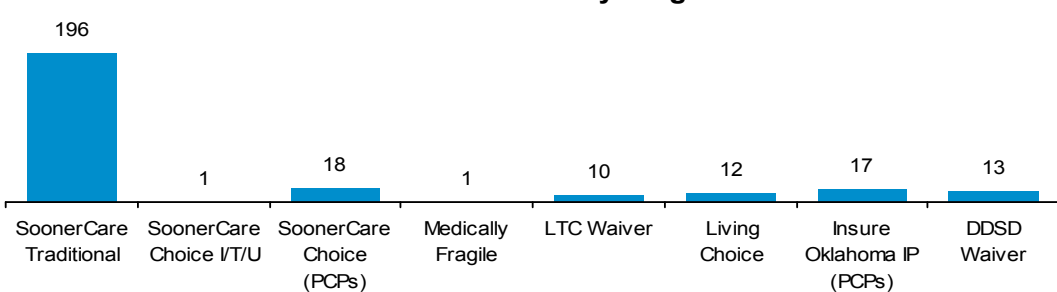


### Primary Care Provider (PCP) Capacities

| SoonerCare Program      | Total Capacity | % of Capacity Used |
|-------------------------|----------------|--------------------|
| SoonerCare Choice       | 8,100          | 61.93%             |
| SoonerCare Choice I/T/U | 2,500          | 10.44%             |
| Insure Oklahoma IP      | 3,350          | 1.55%              |

Total Capacity represents the maximum number of members that PCPs request to have assigned within OHCA's limit. Panels on hold status are excluded from the capacity calculation.

### Provider Network by Program



**Acronyms**

- DDSD - Developmental Disabilities Services Division
- DME - Durable Medical Equipment
- IP - Individual Plan
- I/T/U - Indian Health Service/Tribal/ Urban Indian
- LTC - Long-Term Care
- PCMH - Patient Centered Medical Home
- PCP - Primary Care Provider

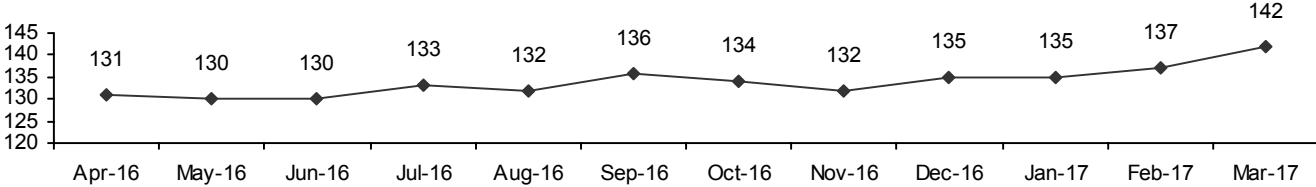
# Provider Fast Facts by County

March 2017

## McClain County

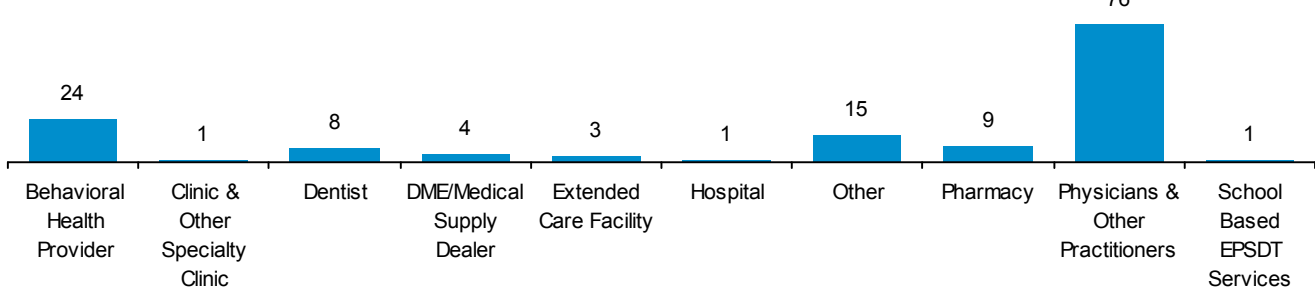
Provider Network is providers who are contracted to provide health care services by locations, programs, types, and specialties. Providers are being counted multiple times if they have multiple locations, programs, types, and/or specialties. The term "contracted" is defined as a provider that was enrolled with Oklahoma SoonerCare within the reporting period, it does not necessarily indicate participation.

**Provider Network Count**



1 Newly Enrolled Provider. The data is based on the new provider IDs added to the system during the reporting month. The effective date of the contract may or may not be in that month.

**Provider Network by Type**

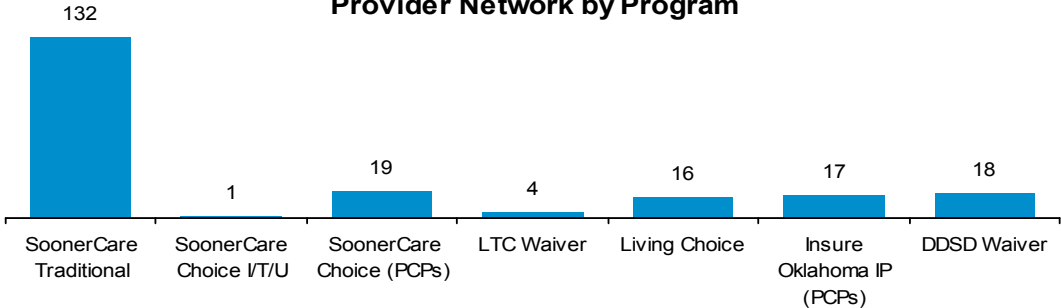


**Primary Care Provider (PCP) Capacities**

| SoonerCare Program      | Total Capacity | % of Capacity Used |
|-------------------------|----------------|--------------------|
| SoonerCare Choice       | 5,970          | 63.37%             |
| SoonerCare Choice I/T/U | 500            | 7.40%              |
| Insure Oklahoma IP      | 2,035          | 1.77%              |

Total Capacity represents the maximum number of members that PCPs request to have assigned within OHCA's limit. Panels on hold status are excluded from the capacity calculation.

**Provider Network by Program**



**Acronyms**

- DDSD - Developmental Disabilities Services Division
- DME - Durable Medical Equipment
- IP - Individual Plan
- I/T/U - Indian Health Service/Tribal/ Urban Indian
- LTC - Long-Term Care
- PCMH - Patient Centered Medical Home
- PCP - Primary Care Provider

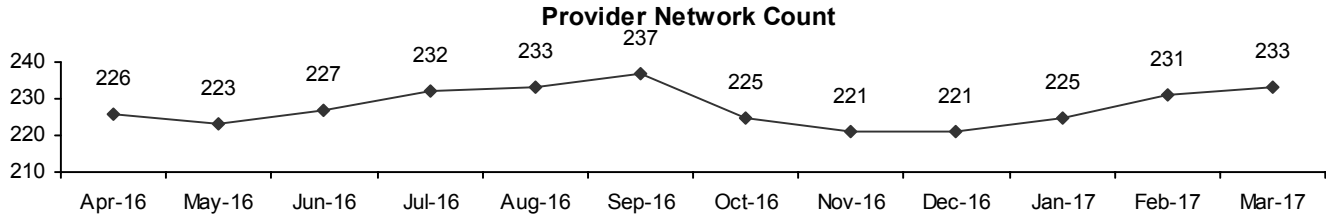
# Provider Fast Facts by County

March 2017

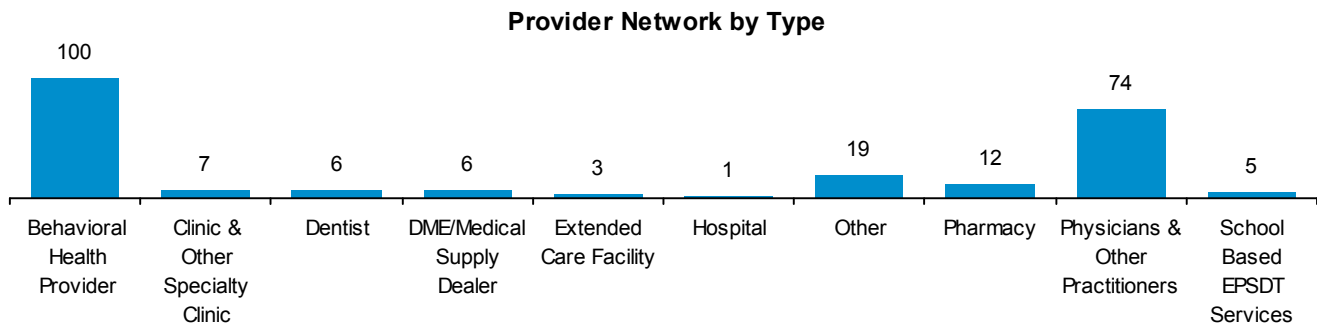


## McCurtain County

Provider Network is providers who are contracted to provide health care services by locations, programs, types, and specialties. Providers are being counted multiple times if they have multiple locations, programs, types, and/or specialties. The term "contracted" is defined as a provider that was enrolled with Oklahoma SoonerCare within the reporting period, it does not necessarily indicate participation.



1 Newly Enrolled Provider. The data is based on the new provider IDs added to the system during the reporting month. The effective date of the contract may or may not be in that month.

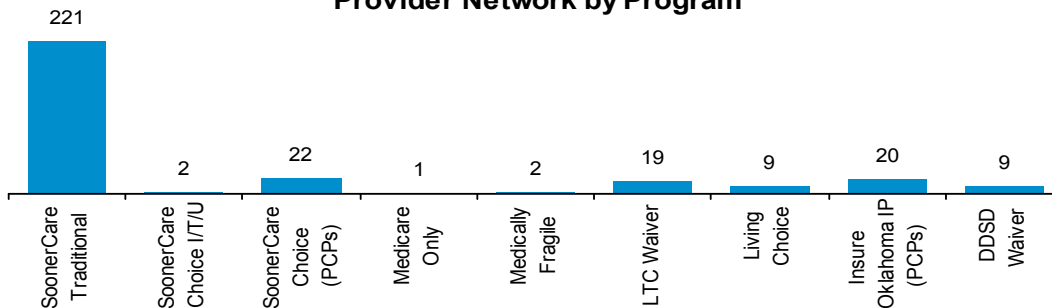


### Primary Care Provider (PCP) Capacities

| SoonerCare Program      | Total Capacity | % of Capacity Used |
|-------------------------|----------------|--------------------|
| SoonerCare Choice       | 18,469         | 36.28%             |
| SoonerCare Choice I/T/U | 3,750          | 6.96%              |
| Insure Oklahoma IP      | 6,485          | 0.54%              |

Total Capacity represents the maximum number of members that PCPs request to have assigned within OHCA's limit. Panels on hold status are excluded from the capacity calculation.

### Provider Network by Program



### Acronyms

- DDSD - Developmental Disabilities Services Division
- DME - Durable Medical Equipment
- IP - Individual Plan
- I/T/U - Indian Health Service/Tribal/ Urban Indian
- LTC - Long-Term Care
- PCMH - Patient Centered Medical Home
- PCP - Primary Care Provider



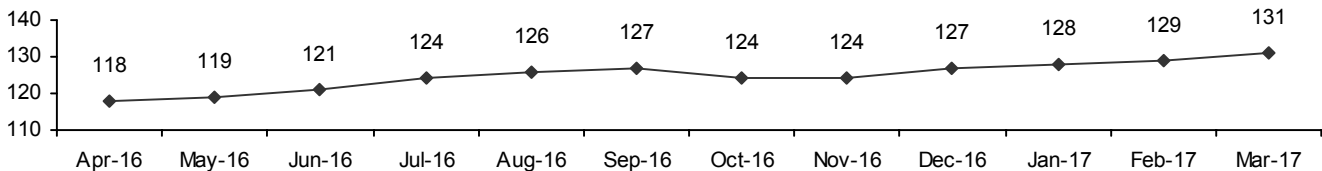
# Provider Fast Facts by County

March 2017

## McIntosh County

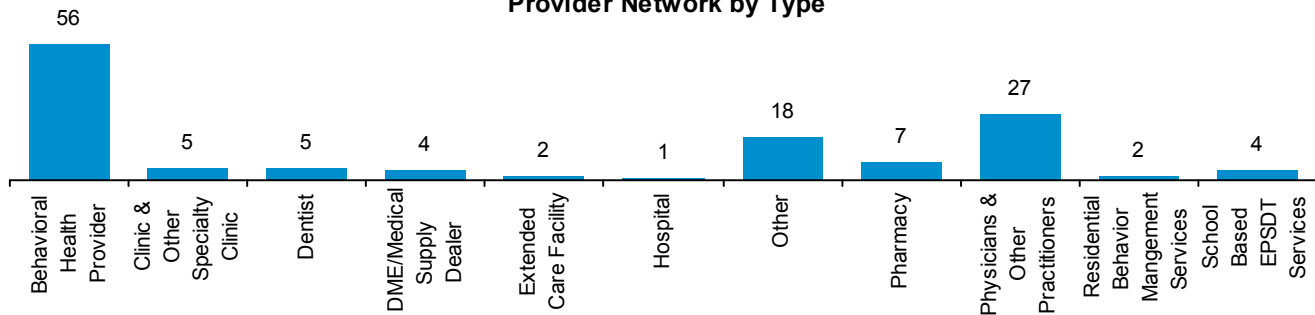
Provider Network is providers who are contracted to provide health care services by locations, programs, types, and specialties. Providers are being counted multiple times if they have multiple locations, programs, types, and/or specialties. The term "contracted" is defined as a provider that was enrolled with Oklahoma SoonerCare within the reporting period, it does not necessarily indicate participation.

**Provider Network Count**



2 Newly Enrolled Provider. The data is based on the new provider IDs added to the system during the reporting month. The effective date of the contract may or may not be in that month.

**Provider Network by Type**

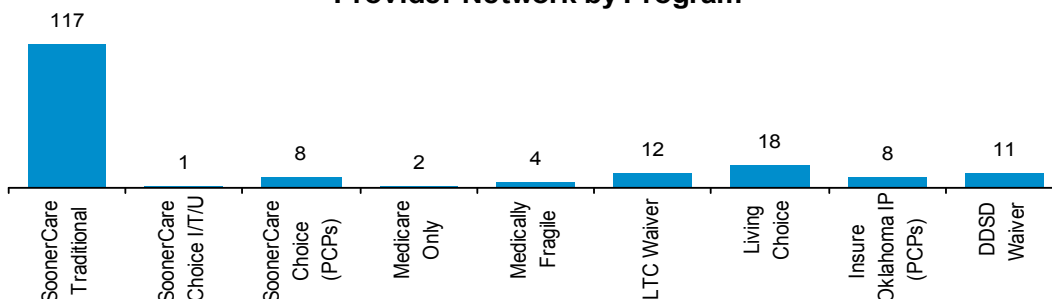


**Primary Care Provider (PCP) Capacities**

| SoonerCare Program      | Total Capacity | % of Capacity Used |
|-------------------------|----------------|--------------------|
| SoonerCare Choice       | 8,700          | 17.13%             |
| SoonerCare Choice I/T/U | 800            | 17.63%             |
| Insure Oklahoma IP      | 5,400          | 0.48%              |

Total Capacity represents the maximum number of members that PCPs request to have assigned within OHCA's limit. Panels on hold status are excluded from the capacity calculation.

**Provider Network by Program**



**Acronyms**

- DDSD - Developmental Disabilities Services Division
- DME - Durable Medical Equipment
- IP - Individual Plan
- I/T/U - Indian Health Service/Tribal/ Urban Indian
- LTC - Long-Term Care
- PCMH - Patient Centered Medical Home
- PCP - Primary Care Provider

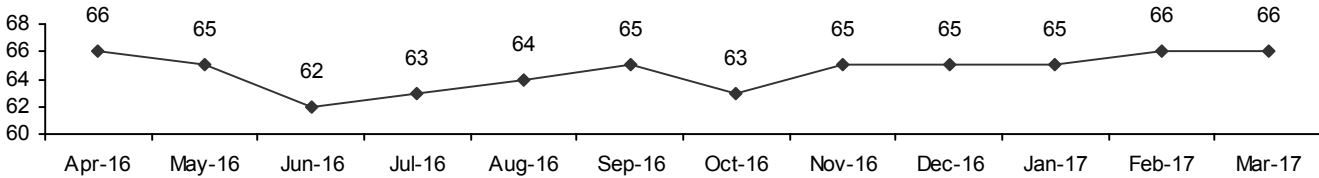
# Provider Fast Facts by County

March 2017

## Murray County

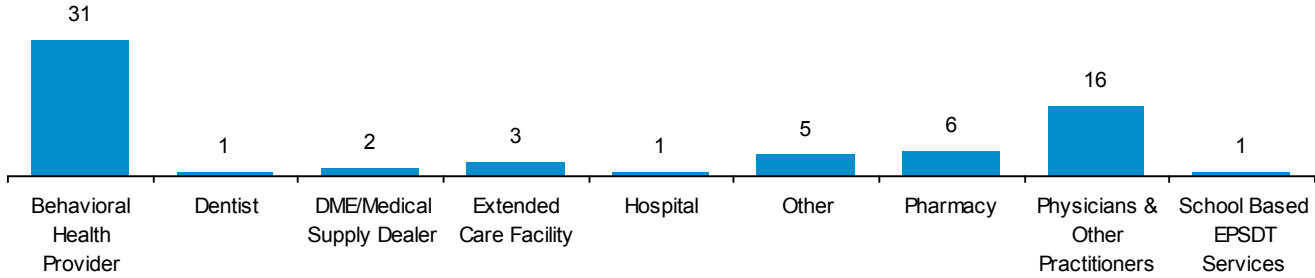
Provider Network is providers who are contracted to provide health care services by locations, programs, types, and specialties. Providers are being counted multiple times if they have multiple locations, programs, types, and/or specialties. The term "contracted" is defined as a provider that was enrolled with Oklahoma SoonerCare within the reporting period, it does not necessarily indicate participation.

**Provider Network Count**



0 Newly Enrolled Provider. The data is based on the new provider IDs added to the system during the reporting month. The effective date of the contract may or may not be in that month.

**Provider Network by Type**

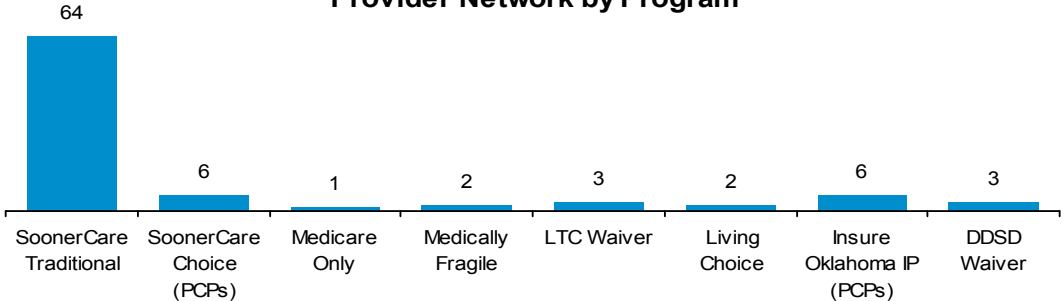


**Primary Care Provider (PCP) Capacities**

| SoonerCare Program | Total Capacity | % of Capacity Used |
|--------------------|----------------|--------------------|
| SoonerCare Choice  | 6,775          | 20.65%             |
| Insure Oklahoma IP | 2,525          | 0.51%              |

Total Capacity represents the maximum number of members that PCPs request to have assigned within OHCA's limit. Panels on hold status are excluded from the capacity calculation.

**Provider Network by Program**



**Acronyms**

- DDSD - Developmental Disabilities Services Division
- DME - Durable Medical Equipment
- IP - Individual Plan
- I/T/U - Indian Health Service/Tribal/ Urban Indian
- LTC - Long-Term Care
- PCMH - Patient Centered Medical Home
- PCP - Primary Care Provider

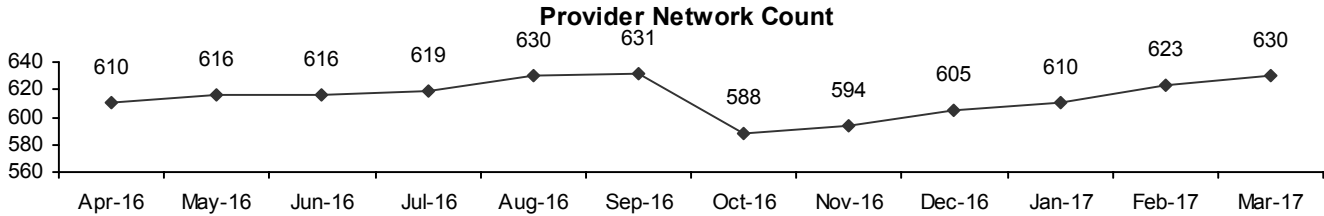
# Provider Fast Facts by County

March 2017

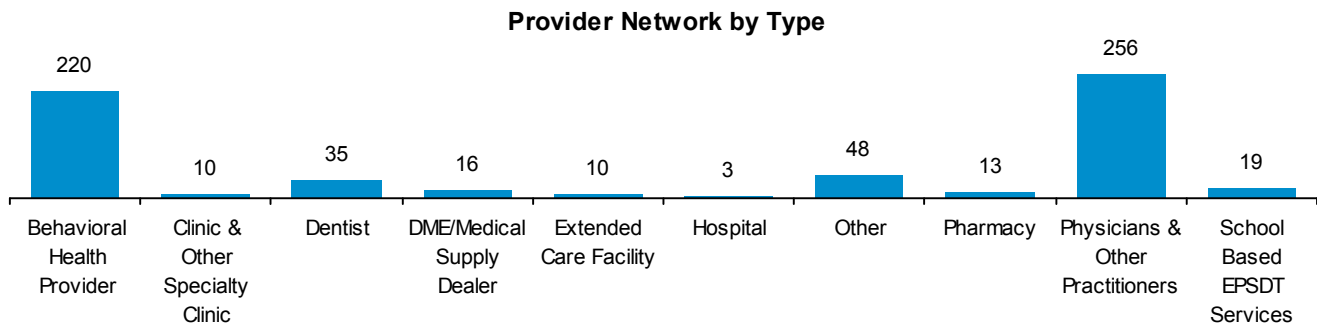


## Muskogee County

Provider Network is providers who are contracted to provide health care services by locations, programs, types, and specialties. Providers are being counted multiple times if they have multiple locations, programs, types, and/or specialties. The term "contracted" is defined as a provider that was enrolled with Oklahoma SoonerCare within the reporting period, it does not necessarily indicate participation.



3 Newly Enrolled Provider. The data is based on the new provider IDs added to the system during the reporting month. The effective date of the contract may or may not be in that month.

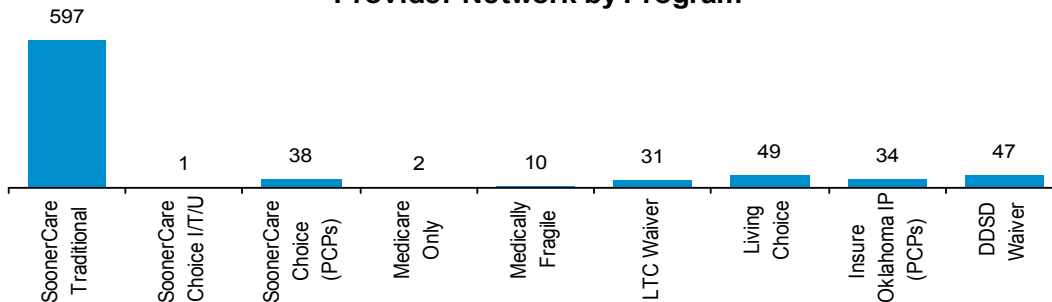


### Primary Care Provider (PCP) Capacities

| SoonerCare Program      | Total Capacity | % of Capacity Used |
|-------------------------|----------------|--------------------|
| SoonerCare Choice       | 29,129         | 41.78%             |
| SoonerCare Choice I/T/U | 2,500          | 31.48%             |
| Insure Oklahoma IP      | 7,961          | 0.68%              |

Total Capacity represents the maximum number of members that PCPs request to have assigned within OHCA's limit. Panels on hold status are excluded from the capacity calculation.

### Provider Network by Program



#### Acronyms

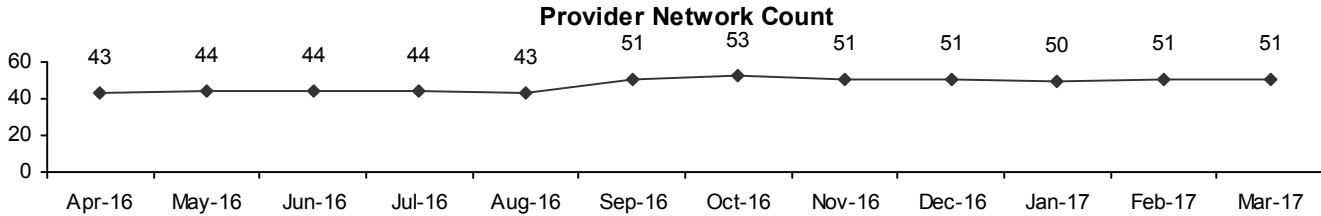
- DDSD - Developmental Disabilities Services Division
- DME - Durable Medical Equipment
- IP - Individual Plan
- I/T/U - Indian Health Service/Tribal/ Urban Indian
- LTC - Long-Term Care
- PCMH - Patient Centered Medical Home
- PCP - Primary Care Provider

# Provider Fast Facts by County

March 2017

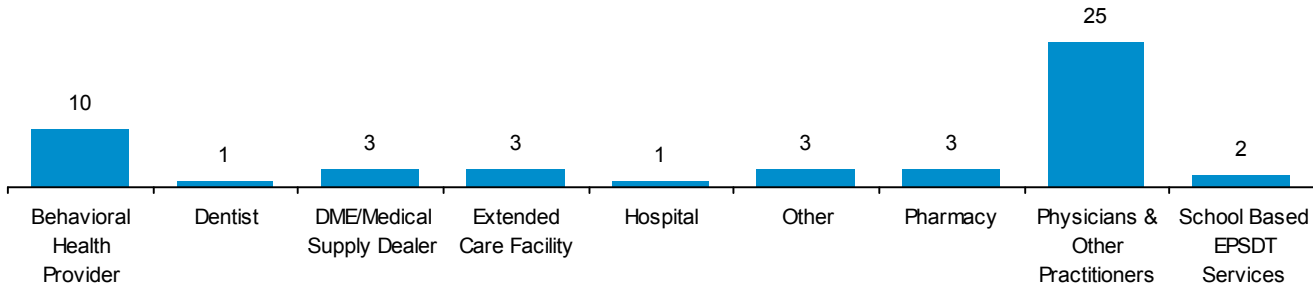
## Noble County

Provider Network is providers who are contracted to provide health care services by locations, programs, types, and specialties. Providers are being counted multiple times if they have multiple locations, programs, types, and/or specialties. The term "contracted" is defined as a provider that was enrolled with Oklahoma SoonerCare within the reporting period, it does not necessarily indicate participation.



0 Newly Enrolled Provider. The data is based on the new provider IDs added to the system during the reporting month. The effective date of the contract may or may not be in that month.

### Provider Network by Type

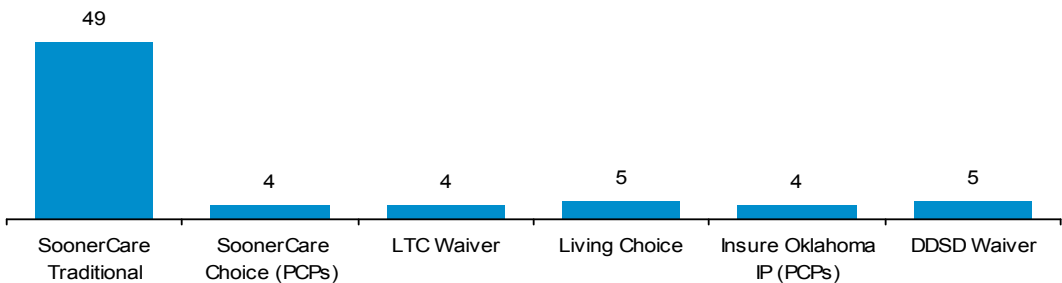


### Primary Care Provider (PCP) Capacities

| SoonerCare Program | Total Capacity | % of Capacity Used |
|--------------------|----------------|--------------------|
| SoonerCare Choice  | 1,100          | 68.09%             |
| Insure Oklahoma IP | 500            | 1.00%              |

Total Capacity represents the maximum number of members that PCPs request to have assigned within OHCA's limit. Panels on hold status are excluded from the capacity calculation.

### Provider Network by Program



### Acronyms

- DDSD - Developmental Disabilities Services Division
- DME - Durable Medical Equipment
- IP - Individual Plan
- I/T/U - Indian Health Service/Tribal/ Urban Indian
- LTC - Long-Term Care
- PCMH - Patient Centered Medical Home
- PCP - Primary Care Provider

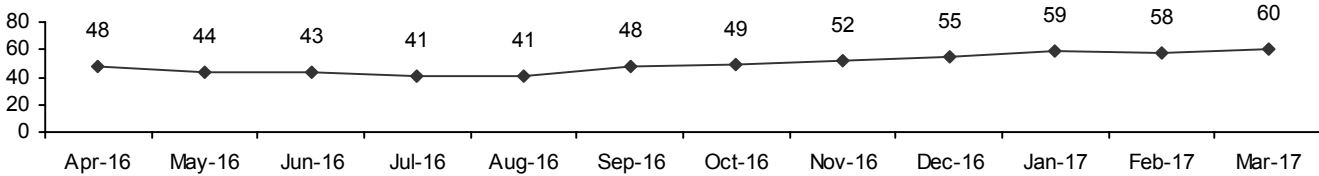
# Provider Fast Facts by County

March 2017

## Nowata County

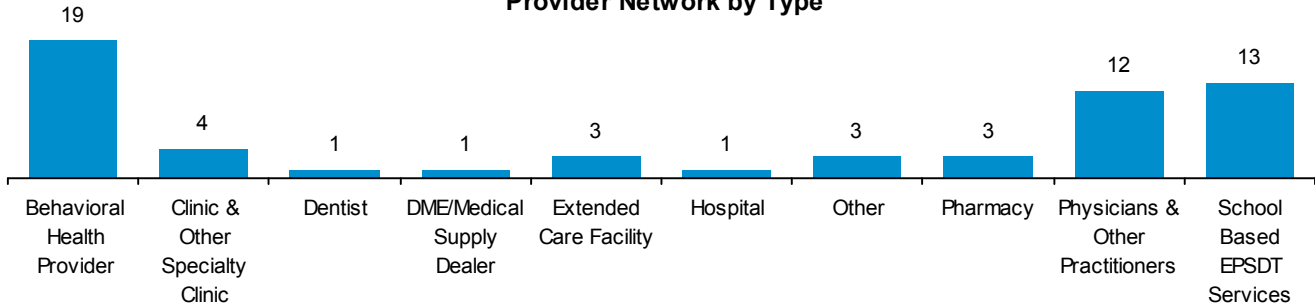
Provider Network is providers who are contracted to provide health care services by locations, programs, types, and specialties. Providers are being counted multiple times if they have multiple locations, programs, types, and/or specialties. The term "contracted" is defined as a provider that was enrolled with Oklahoma SoonerCare within the reporting period, it does not necessarily indicate participation.

**Provider Network Count**



2 Newly Enrolled Provider. The data is based on the new provider IDs added to the system during the reporting month. The effective date of the contract may or may not be in that month.

**Provider Network by Type**

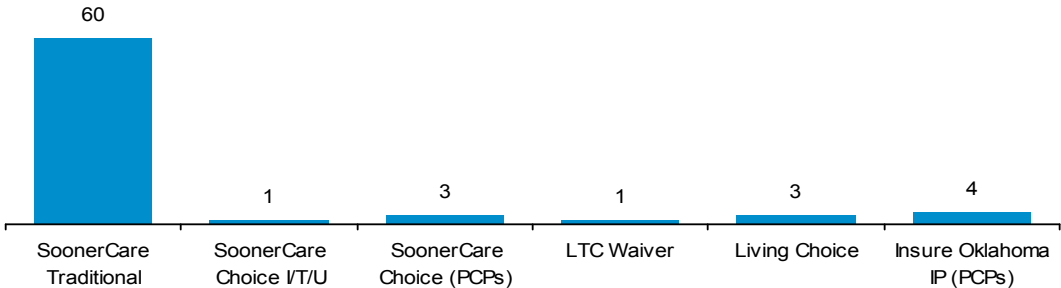


### Primary Care Provider (PCP) Capacities

| SoonerCare Program      | Total Capacity | % of Capacity Used |
|-------------------------|----------------|--------------------|
| SoonerCare Choice       | 5,000          | 18.02%             |
| SoonerCare Choice I/T/U | 2,500          | 2.40%              |
| Insure Oklahoma IP      | 6,150          | 0.15%              |

Total Capacity represents the maximum number of members that PCPs request to have assigned within OHCA's limit. Panels on hold status are excluded from the capacity calculation.

### Provider Network by Program



### Acronyms

- DDSD - Developmental Disabilities Services Division
- DME - Durable Medical Equipment
- IP - Individual Plan
- I/T/U - Indian Health Service/Tribal/ Urban Indian
- LTC - Long-Term Care
- PCMH - Patient Centered Medical Home
- PCP - Primary Care Provider

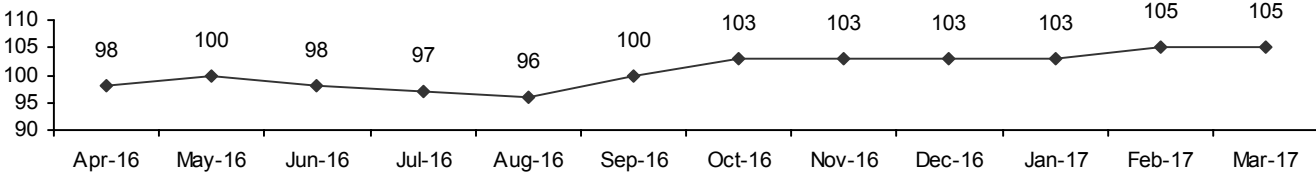
# Provider Fast Facts by County

March 2017

## Okfuskee County

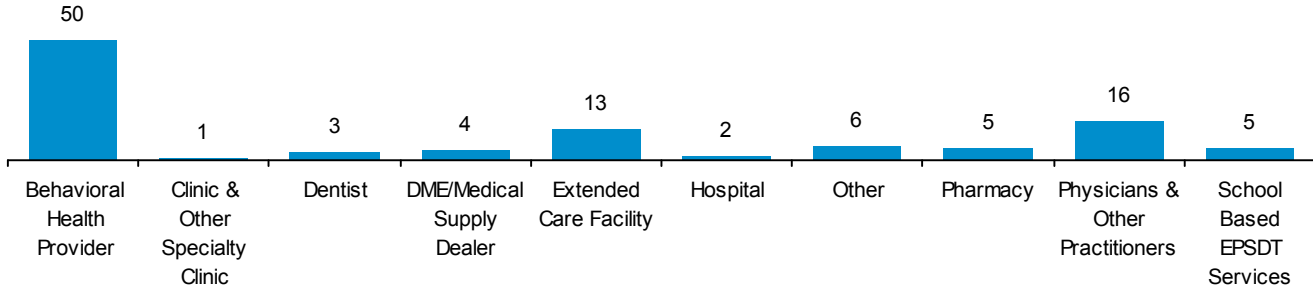
Provider Network is providers who are contracted to provide health care services by locations, programs, types, and specialties. Providers are being counted multiple times if they have multiple locations, programs, types, and/or specialties. The term "contracted" is defined as a provider that was enrolled with Oklahoma SoonerCare within the reporting period, it does not necessarily indicate participation.

**Provider Network Count**



0 Newly Enrolled Provider. The data is based on the new provider IDs added to the system during the reporting month. The effective date of the contract may or may not be in that month.

**Provider Network by Type**

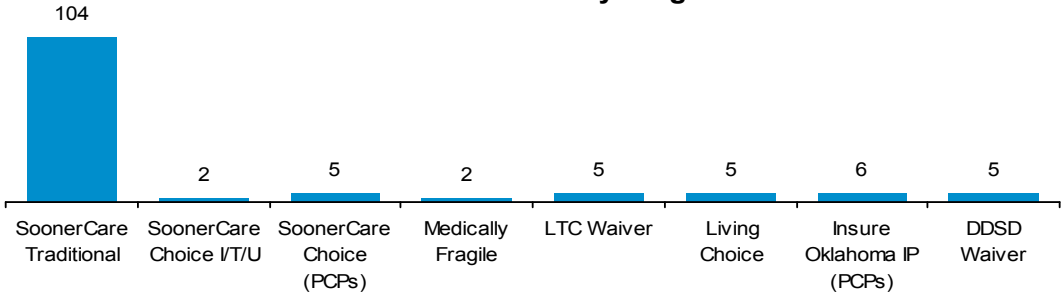


**Primary Care Provider (PCP) Capacities**

| SoonerCare Program      | Total Capacity | % of Capacity Used |
|-------------------------|----------------|--------------------|
| SoonerCare Choice       | 1,350          | 56.15%             |
| SoonerCare Choice I/T/U | 3,900          | 3.44%              |
| Insure Oklahoma IP      | 6,000          | 0.05%              |

Total Capacity represents the maximum number of members that PCPs request to have assigned within OHCA's limit. Panels on hold status are excluded from the capacity calculation.

**Provider Network by Program**



**Acronyms**

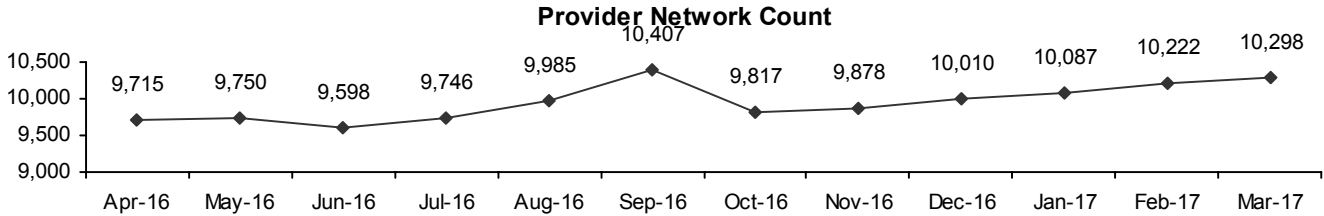
- DDSD - Developmental Disabilities Services Division
- DME - Durable Medical Equipment
- IP - Individual Plan
- I/T/U - Indian Health Service/Tribal/ Urban Indian
- LTC - Long-Term Care
- PCMH - Patient Centered Medical Home
- PCP - Primary Care Provider

# Provider Fast Facts by County

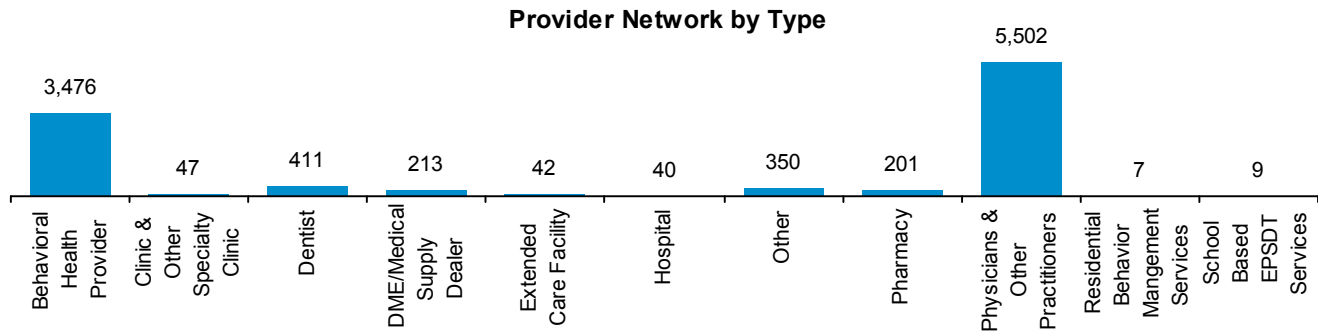
March 2017

## Oklahoma County

Provider Network is providers who are contracted to provide health care services by locations, programs, types, and specialties. Providers are being counted multiple times if they have multiple locations, programs, types, and/or specialties. The term "contracted" is defined as a provider that was enrolled with Oklahoma SoonerCare within the reporting period, it does not necessarily indicate participation.



60 Newly Enrolled Provider. The data is based on the new provider IDs added to the system during the reporting month. The effective date of the contract may or may not be in that month.

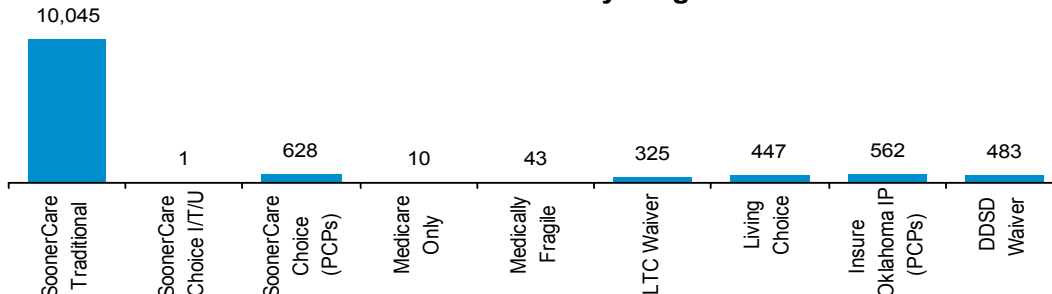


### Primary Care Provider (PCP) Capacities

| SoonerCare Program      | Total Capacity | % of Capacity Used |
|-------------------------|----------------|--------------------|
| SoonerCare Choice       | 259,098        | 47.53%             |
| SoonerCare Choice I/T/U | 2,500          | 46.68%             |
| Insure Oklahoma IP      | 92,227         | 2.20%              |

Total Capacity represents the maximum number of members that PCPs request to have assigned within OHCA's limit. Panels on hold status are excluded from the capacity calculation.

### Provider Network by Program



#### Acronyms

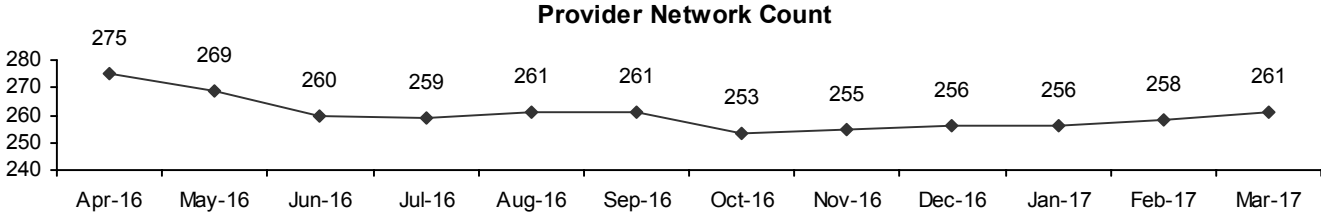
- DDSD - Developmental Disabilities Services Division
- DME - Durable Medical Equipment
- IP - Individual Plan
- I/T/U - Indian Health Service/Tribal/ Urban Indian
- LTC - Long-Term Care
- PCMH - Patient Centered Medical Home
- PCP - Primary Care Provider

# Provider Fast Facts by County

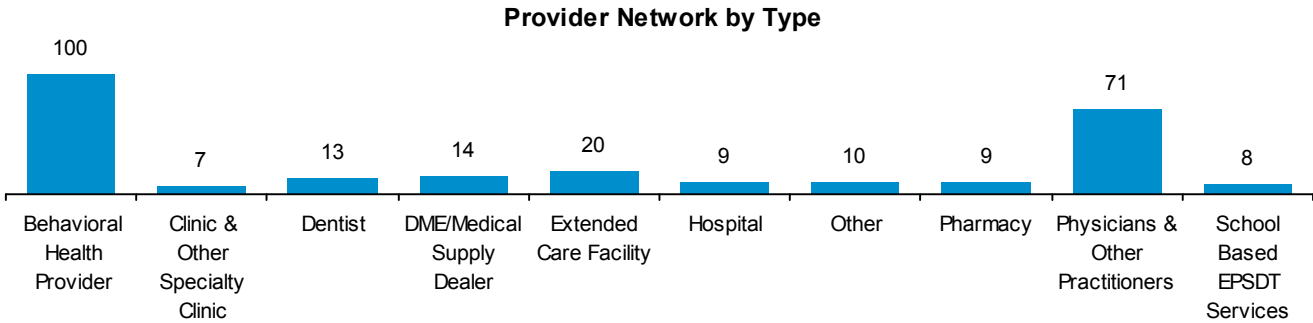
March 2017

## Okmulgee County

Provider Network is providers who are contracted to provide health care services by locations, programs, types, and specialties. Providers are being counted multiple times if they have multiple locations, programs, types, and/or specialties. The term "contracted" is defined as a provider that was enrolled with Oklahoma SoonerCare within the reporting period, it does not necessarily indicate participation.



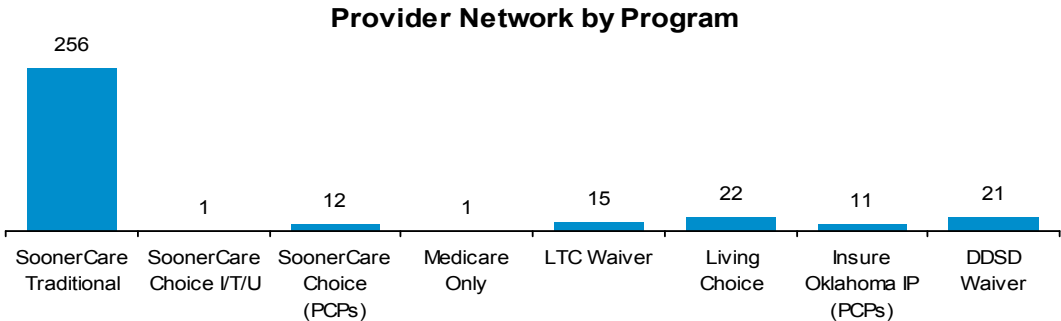
2 Newly Enrolled Provider. The data is based on the new provider IDs added to the system during the reporting month. The effective date of the contract may or may not be in that month.



### Primary Care Provider (PCP) Capacities

| SoonerCare Program      | Total Capacity | % of Capacity Used |
|-------------------------|----------------|--------------------|
| SoonerCare Choice       | 11,075         | 51.70%             |
| SoonerCare Choice I/T/U | 1,000          | 71.00%             |
| Insure Oklahoma IP      | 13,368         | 0.31%              |

Total Capacity represents the maximum number of members that PCPs request to have assigned within OHCA's limit. Panels on hold status are excluded from the capacity calculation.



### Acronyms

- DDSD - Developmental Disabilities Services Division
- DME - Durable Medical Equipment
- IP - Individual Plan
- I/T/U - Indian Health Service/Tribal/ Urban Indian
- LTC - Long-Term Care
- PCMH - Patient Centered Medical Home
- PCP - Primary Care Provider

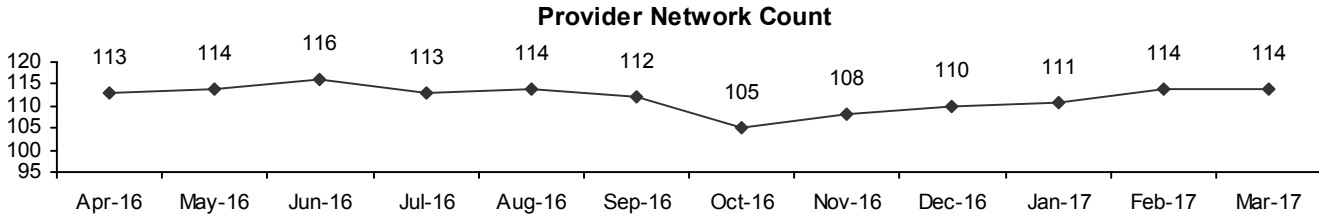


# Provider Fast Facts by County

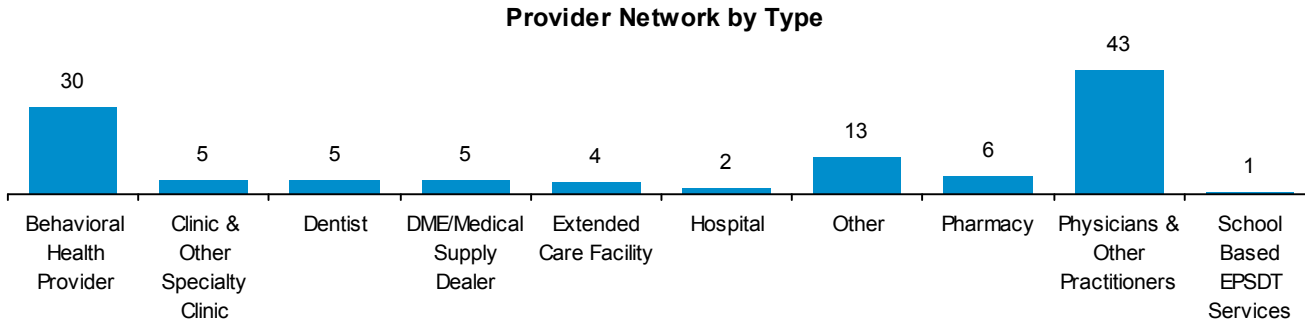
March 2017

## Osage County

Provider Network is providers who are contracted to provide health care services by locations, programs, types, and specialties. Providers are being counted multiple times if they have multiple locations, programs, types, and/or specialties. The term "contracted" is defined as a provider that was enrolled with Oklahoma SoonerCare within the reporting period, it does not necessarily indicate participation.



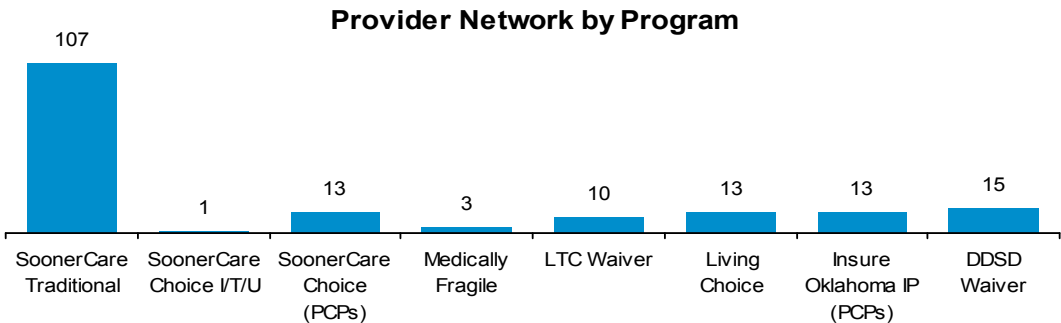
0 Newly Enrolled Provider. The data is based on the new provider IDs added to the system during the reporting month. The effective date of the contract may or may not be in that month.



### Primary Care Provider (PCP) Capacities

| SoonerCare Program      | Total Capacity | % of Capacity Used |
|-------------------------|----------------|--------------------|
| SoonerCare Choice       | 6,950          | 25.12%             |
| SoonerCare Choice I/T/U | 1,000          | 5.00%              |
| Insure Oklahoma IP      | 4,250          | 0.52%              |

Total Capacity represents the maximum number of members that PCPs request to have assigned within OHCA's limit. Panels on hold status are excluded from the capacity calculation.



#### Acronyms

- DDSD - Developmental Disabilities Services Division
- DME - Durable Medical Equipment
- IP - Individual Plan
- I/T/U - Indian Health Service/Tribal/ Urban Indian
- LTC - Long-Term Care
- PCMH - Patient Centered Medical Home
- PCP - Primary Care Provider

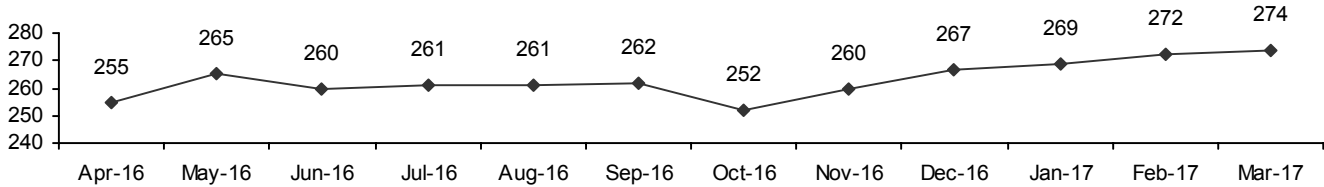
# Provider Fast Facts by County

March 2017

## Ottawa County

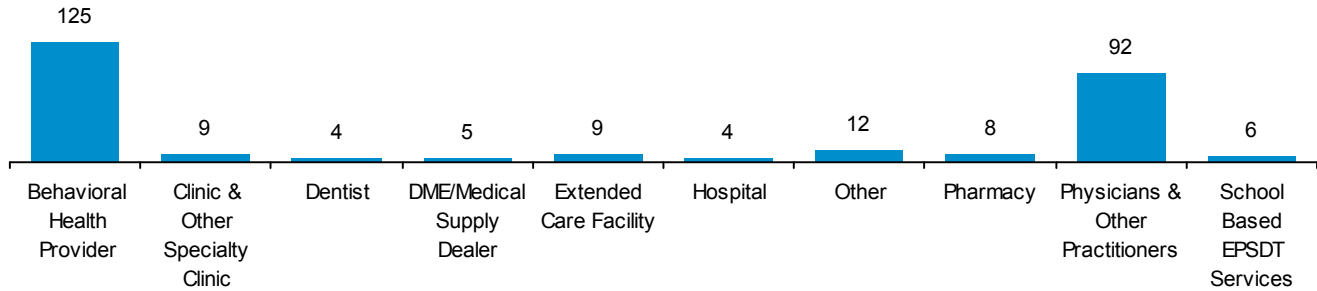
Provider Network is providers who are contracted to provide health care services by locations, programs, types, and specialties. Providers are being counted multiple times if they have multiple locations, programs, types, and/or specialties. The term "contracted" is defined as a provider that was enrolled with Oklahoma SoonerCare within the reporting period, it does not necessarily indicate participation.

**Provider Network Count**



1 Newly Enrolled Provider. The data is based on the new provider IDs added to the system during the reporting month. The effective date of the contract may or may not be in that month.

**Provider Network by Type**

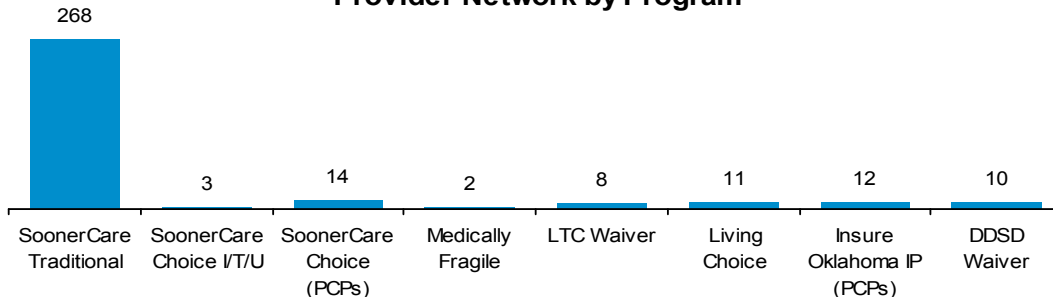


**Primary Care Provider (PCP) Capacities**

| SoonerCare Program      | Total Capacity | % of Capacity Used |
|-------------------------|----------------|--------------------|
| SoonerCare Choice       | 8,800          | 57.64%             |
| SoonerCare Choice I/T/U | 3,300          | 9.12%              |
| Insure Oklahoma IP      | 3,920          | 0.69%              |

Total Capacity represents the maximum number of members that PCPs request to have assigned within OHCA's limit. Panels on hold status are excluded from the capacity calculation.

**Provider Network by Program**



**Acronyms**

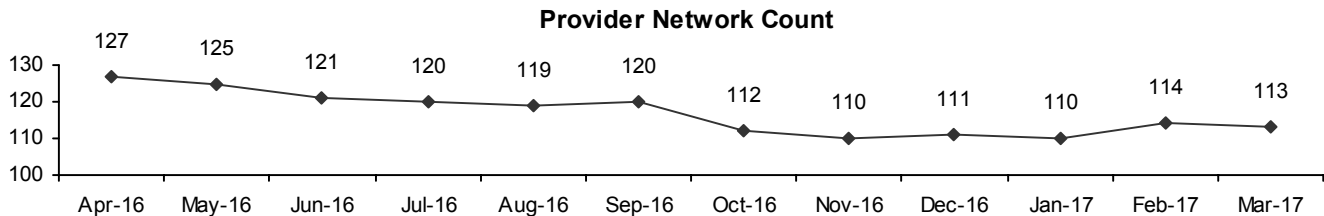
- DDSD - Developmental Disabilities Services Division
- DME - Durable Medical Equipment
- IP - Individual Plan
- I/T/U - Indian Health Service/Tribal/ Urban Indian
- LTC - Long-Term Care
- PCMH - Patient Centered Medical Home
- PCP - Primary Care Provider

# Provider Fast Facts by County

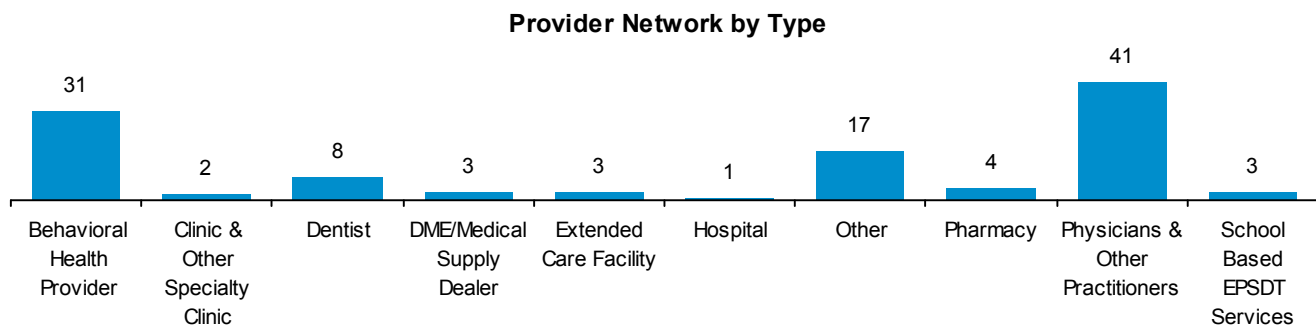
March 2017

## Pawnee County

Provider Network is providers who are contracted to provide health care services by locations, programs, types, and specialties. Providers are being counted multiple times if they have multiple locations, programs, types, and/or specialties. The term "contracted" is defined as a provider that was enrolled with Oklahoma SoonerCare within the reporting period, it does not necessarily indicate participation.



0 Newly Enrolled Provider. The data is based on the new provider IDs added to the system during the reporting month. The effective date of the contract may or may not be in that month.

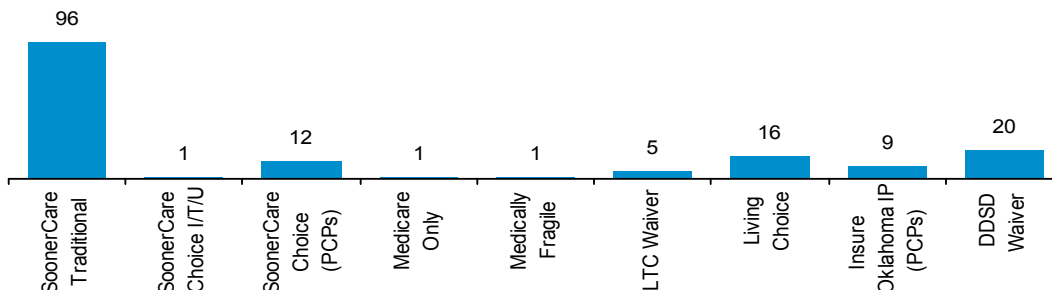


### Primary Care Provider (PCP) Capacities

| SoonerCare Program      | Total Capacity | % of Capacity Used |
|-------------------------|----------------|--------------------|
| SoonerCare Choice       | 5,700          | 30.74%             |
| SoonerCare Choice I/T/U | 2,500          | 8.24%              |
| Insure Oklahoma IP      | 2,400          | 0.67%              |

Total Capacity represents the maximum number of members that PCPs request to have assigned within OHCA's limit. Panels on hold status are excluded from the capacity calculation.

### Provider Network by Program



### Acronyms

- DDSD - Developmental Disabilities Services Division
- DME - Durable Medical Equipment
- IP - Individual Plan
- I/T/U - Indian Health Service/Tribal/ Urban Indian
- LTC - Long-Term Care
- PCMH - Patient Centered Medical Home
- PCP - Primary Care Provider

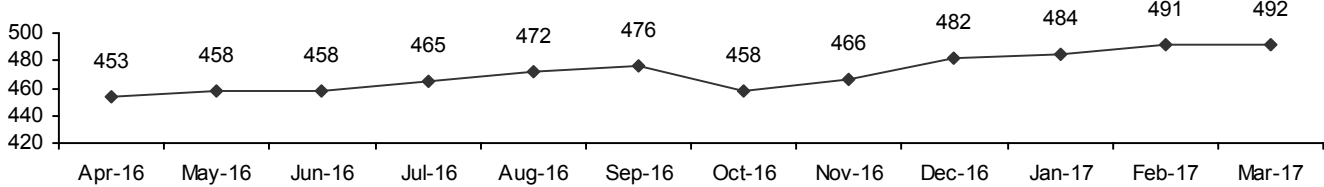
# Provider Fast Facts by County

March 2017

## Payne County

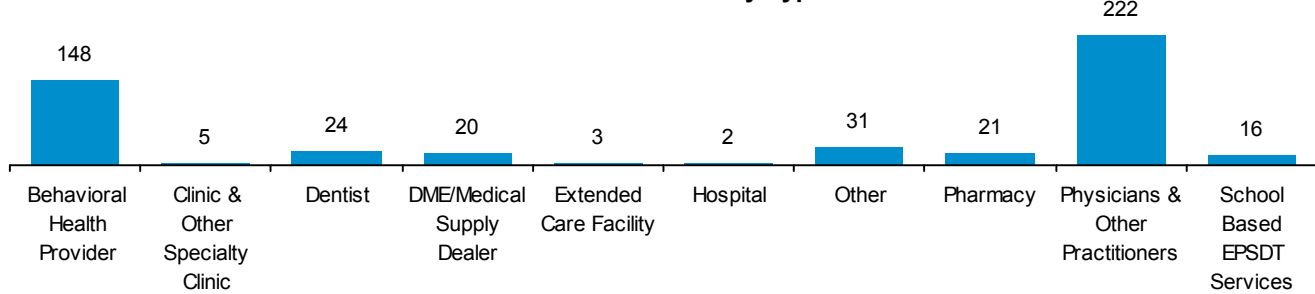
Provider Network is providers who are contracted to provide health care services by locations, programs, types, and specialties. Providers are being counted multiple times if they have multiple locations, programs, types, and/or specialties. The term "contracted" is defined as a provider that was enrolled with Oklahoma SoonerCare within the reporting period, it does not necessarily indicate participation.

**Provider Network Count**



3 Newly Enrolled Provider. The data is based on the new provider IDs added to the system during the reporting month. The effective date of the contract may or may not be in that month.

**Provider Network by Type**

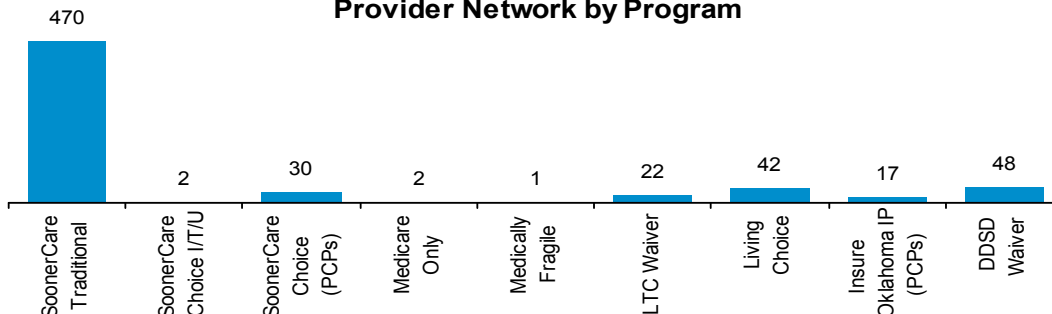


**Primary Care Provider (PCP) Capacities**

| SoonerCare Program      | Total Capacity | % of Capacity Used |
|-------------------------|----------------|--------------------|
| SoonerCare Choice       | 12,750         | 67.35%             |
| SoonerCare Choice I/T/U | 1,000          | 12.30%             |
| Insure Oklahoma IP      | 3,175          | 2.20%              |

Total Capacity represents the maximum number of members that PCPs request to have assigned within OHCA's limit. Panels on hold status are excluded from the capacity calculation.

**Provider Network by Program**



**Acronyms**

- DDSD - Developmental Disabilities Services Division
- DME - Durable Medical Equipment
- IP - Individual Plan
- I/T/U - Indian Health Service/Tribal/ Urban Indian
- LTC - Long-Term Care
- PCMH - Patient Centered Medical Home
- PCP - Primary Care Provider

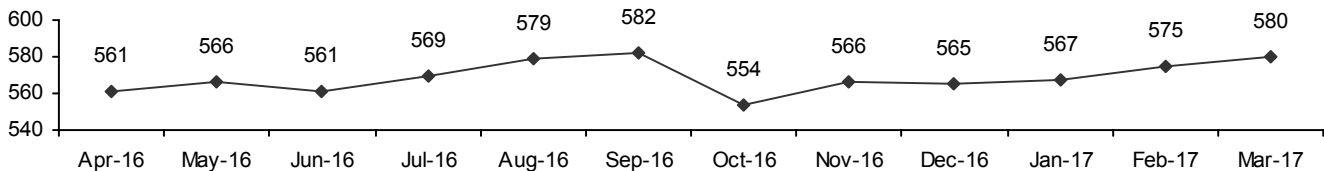
# Provider Fast Facts by County

March 2017

## Pittsburg County

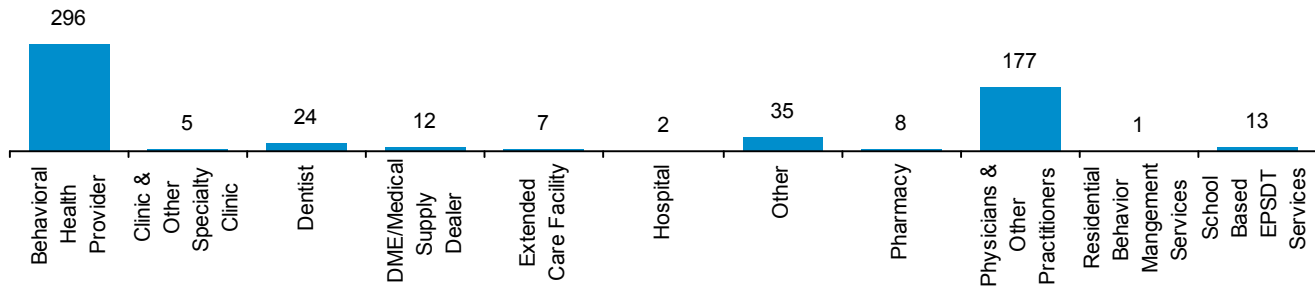
Provider Network is providers who are contracted to provide health care services by locations, programs, types, and specialties. Providers are being counted multiple times if they have multiple locations, programs, types, and/or specialties. The term "contracted" is defined as a provider that was enrolled with Oklahoma SoonerCare within the reporting period, it does not necessarily indicate participation.

**Provider Network Count**



5 Newly Enrolled Provider. The data is based on the new provider IDs added to the system during the reporting month. The effective date of the contract may or may not be in that month.

**Provider Network by Type**

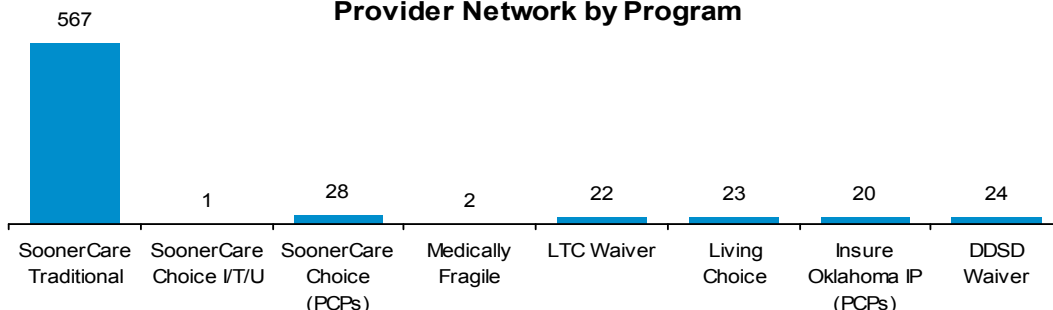


**Primary Care Provider (PCP) Capacities**

| SoonerCare Program      | Total Capacity | % of Capacity Used |
|-------------------------|----------------|--------------------|
| SoonerCare Choice       | 13,410         | 53.15%             |
| SoonerCare Choice I/T/U | 1,250          | 41.04%             |
| Insure Oklahoma IP      | 2,150          | 1.16%              |

Total Capacity represents the maximum number of members that PCPs request to have assigned within OHCA's limit. Panels on hold status are excluded from the capacity calculation.

**Provider Network by Program**



**Acronyms**

- DDSD - Developmental Disabilities Services Division
- DME - Durable Medical Equipment
- IP - Individual Plan
- I/T/U - Indian Health Service/Tribal/ Urban Indian
- LTC - Long-Term Care
- PCMH - Patient Centered Medical Home
- PCP - Primary Care Provider

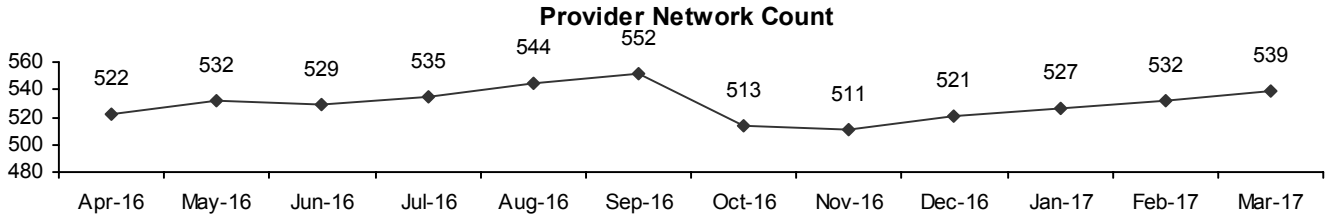
# Provider Fast Facts by County

March 2017

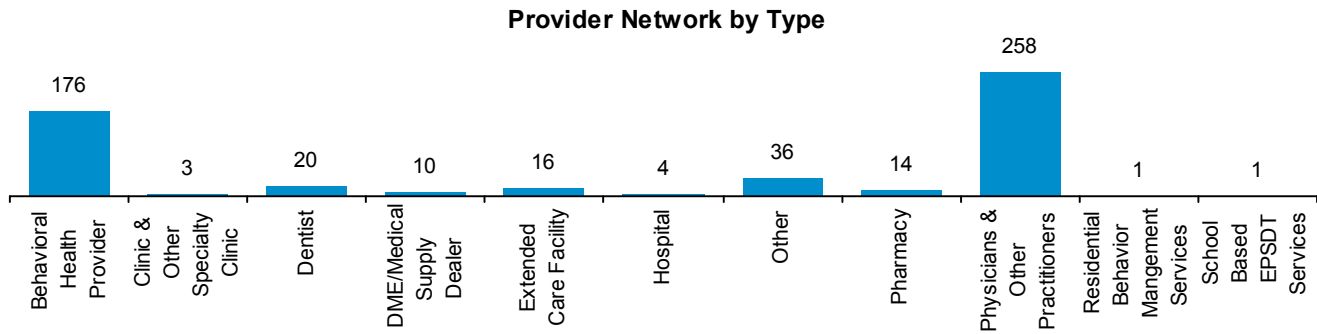


## Pontotoc County

Provider Network is providers who are contracted to provide health care services by locations, programs, types, and specialties. Providers are being counted multiple times if they have multiple locations, programs, types, and/or specialties. The term "contracted" is defined as a provider that was enrolled with Oklahoma SoonerCare within the reporting period, it does not necessarily indicate participation.



5 Newly Enrolled Provider. The data is based on the new provider IDs added to the system during the reporting month. The effective date of the contract may or may not be in that month.

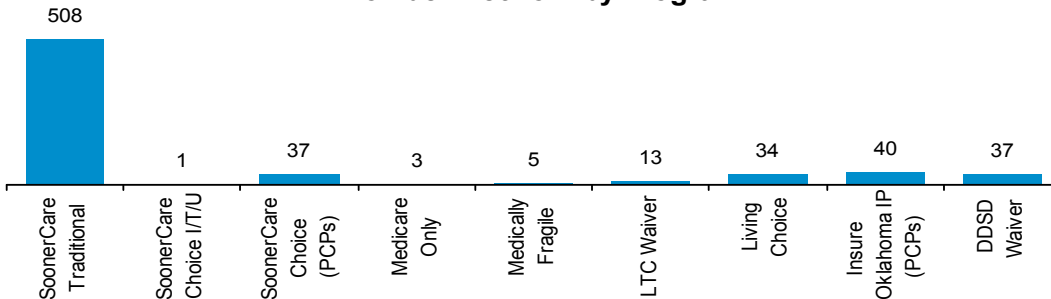


### Primary Care Provider (PCP) Capacities

| SoonerCare Program      | Total Capacity | % of Capacity Used |
|-------------------------|----------------|--------------------|
| SoonerCare Choice       | 19,450         | 27.14%             |
| SoonerCare Choice I/T/U | 2,000          | 91.40%             |
| Insure Oklahoma IP      | 11,250         | 0.42%              |

Total Capacity represents the maximum number of members that PCPs request to have assigned within OHCA's limit. Panels on hold status are excluded from the capacity calculation.

### Provider Network by Program



#### Acronyms

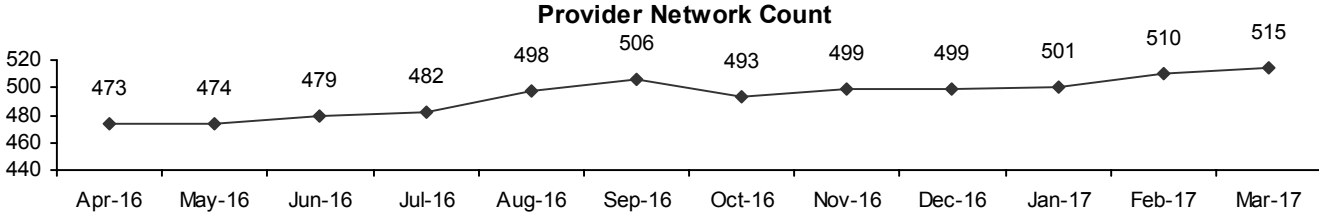
- DDSD - Developmental Disabilities Services Division
- DME - Durable Medical Equipment
- IP - Individual Plan
- I/T/U - Indian Health Service/Tribal/ Urban Indian
- LTC - Long-Term Care
- PCMH - Patient Centered Medical Home
- PCP - Primary Care Provider

# Provider Fast Facts by County

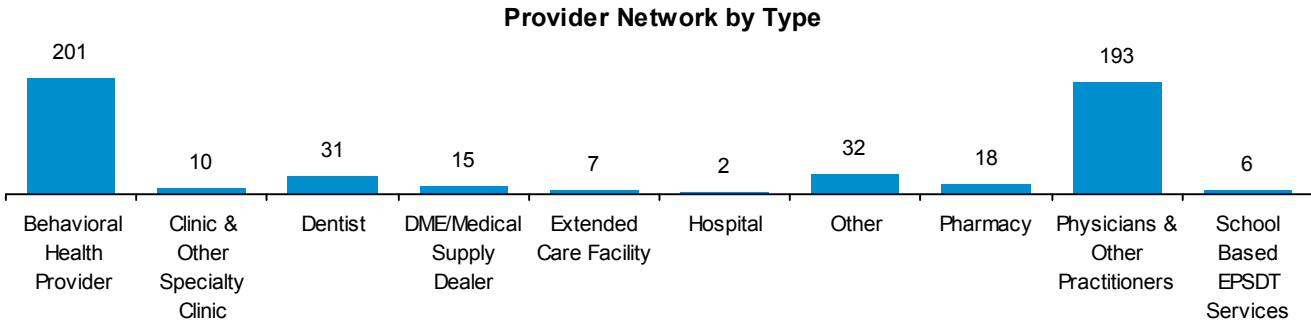
March 2017

## Pottawatomie County

Provider Network is providers who are contracted to provide health care services by locations, programs, types, and specialties. Providers are being counted multiple times if they have multiple locations, programs, types, and/or specialties. The term "contracted" is defined as a provider that was enrolled with Oklahoma SoonerCare within the reporting period, it does not necessarily indicate participation.



2 Newly Enrolled Provider. The data is based on the new provider IDs added to the system during the reporting month. The effective date of the contract may or may not be in that month.

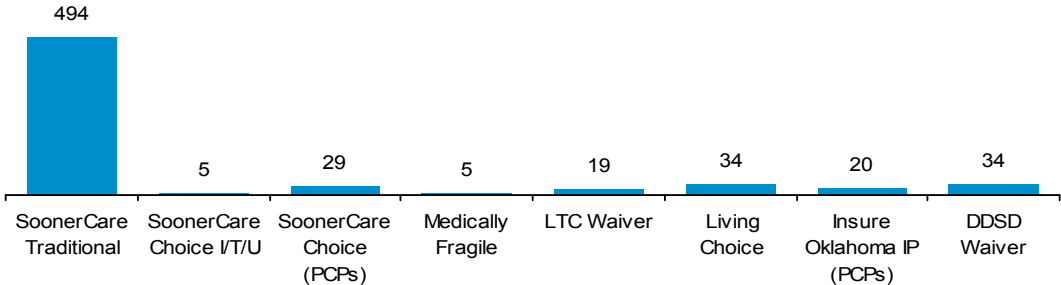


### Primary Care Provider (PCP) Capacities

| SoonerCare Program      | Total Capacity | % of Capacity Used |
|-------------------------|----------------|--------------------|
| SoonerCare Choice       | 12,000         | 71.22%             |
| SoonerCare Choice I/T/U | 7,750          | 13.81%             |
| Insure Oklahoma IP      | 11,725         | 0.36%              |

Total Capacity represents the maximum number of members that PCPs request to have assigned within OHCA's limit. Panels on hold status are excluded from the capacity calculation.

### Provider Network by Program



### Acronyms

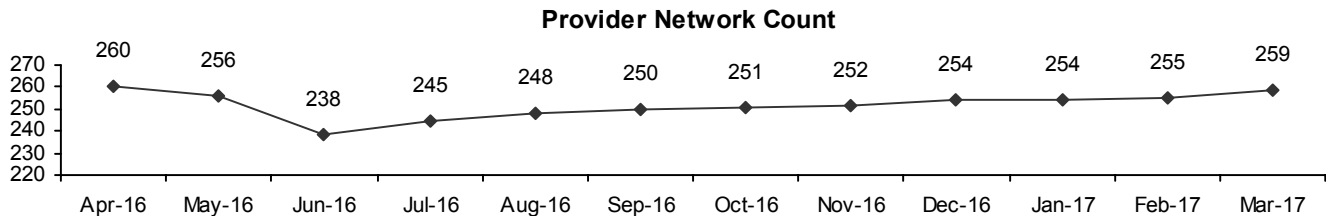
- DDSD - Developmental Disabilities Services Division
- DME - Durable Medical Equipment
- IP - Individual Plan
- I/T/U - Indian Health Service/Tribal/ Urban Indian
- LTC - Long-Term Care
- PCMH - Patient Centered Medical Home
- PCP - Primary Care Provider

# Provider Fast Facts by County

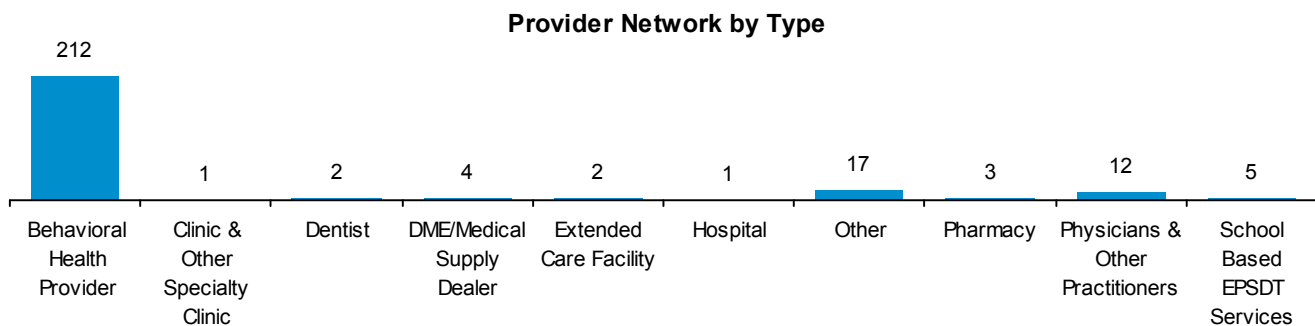
March 2017

## Pushmataha County

Provider Network is providers who are contracted to provide health care services by locations, programs, types, and specialties. Providers are being counted multiple times if they have multiple locations, programs, types, and/or specialties. The term "contracted" is defined as a provider that was enrolled with Oklahoma SoonerCare within the reporting period, it does not necessarily indicate participation.



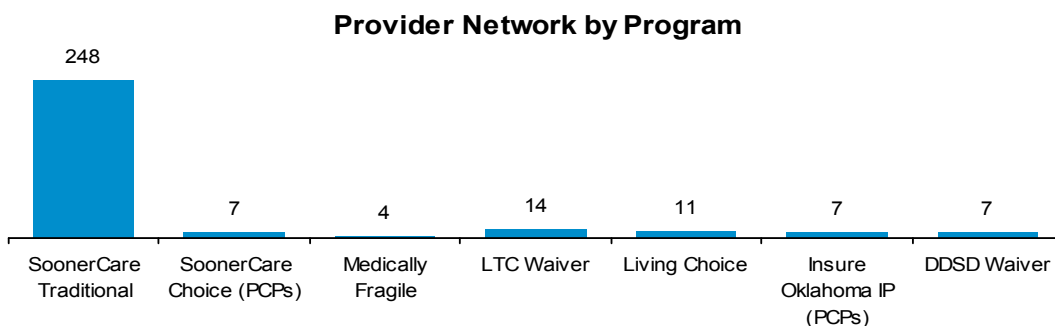
0 Newly Enrolled Provider. The data is based on the new provider IDs added to the system during the reporting month. The effective date of the contract may or may not be in that month.



### Primary Care Provider (PCP) Capacities

| SoonerCare Program | Total Capacity | % of Capacity Used |
|--------------------|----------------|--------------------|
| SoonerCare Choice  | 12,500         | 14.67%             |
| Insure Oklahoma IP | 1,250          | 2.40%              |

Total Capacity represents the maximum number of members that PCPs request to have assigned within OHCA's limit. Panels on hold status are excluded from the capacity calculation.



### Acronyms

- DDSD - Developmental Disabilities Services Division
- DME - Durable Medical Equipment
- IP - Individual Plan
- I/T/U - Indian Health Service/Tribal/ Urban Indian
- LTC - Long-Term Care
- PCMH - Patient Centered Medical Home
- PCP - Primary Care Provider



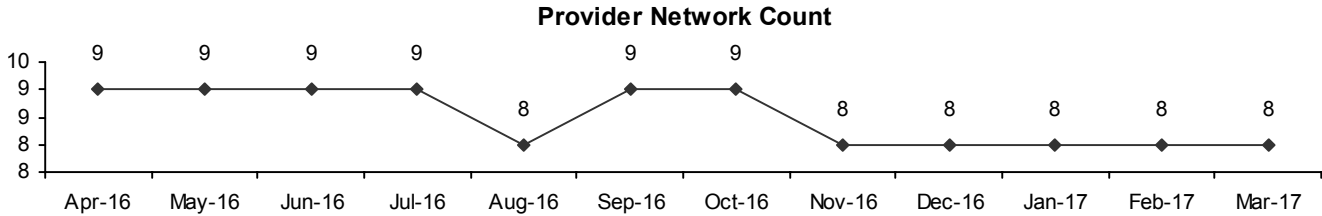
# Provider Fast Facts by County

March 2017

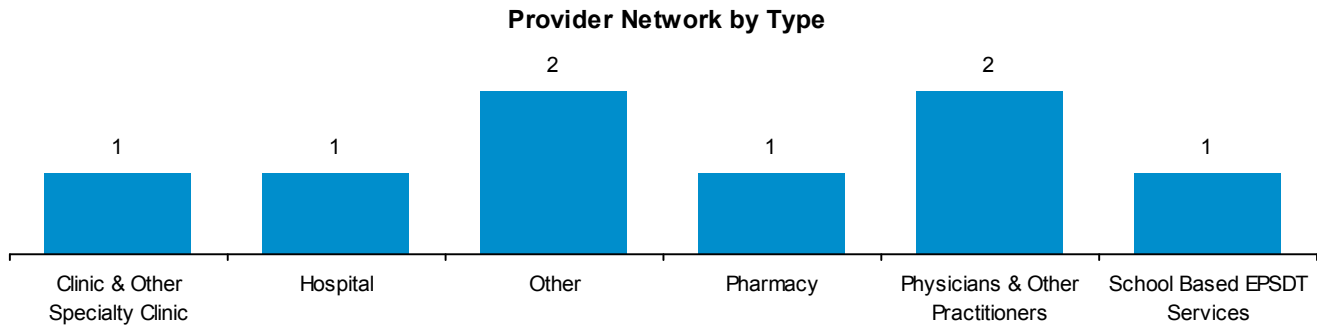


## Roger Mills County

Provider Network is providers who are contracted to provide health care services by locations, programs, types, and specialties. Providers are being counted multiple times if they have multiple locations, programs, types, and/or specialties. The term "contracted" is defined as a provider that was enrolled with Oklahoma SoonerCare within the reporting period, it does not necessarily indicate participation.



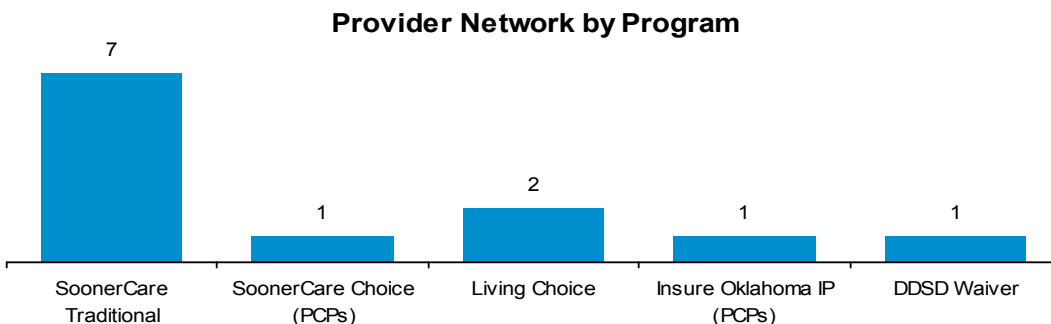
0 Newly Enrolled Provider. The data is based on the new provider IDs added to the system during the reporting month. The effective date of the contract may or may not be in that month.



### Primary Care Provider (PCP) Capacities

| SoonerCare Program | Total Capacity | % of Capacity Used |
|--------------------|----------------|--------------------|
| SoonerCare Choice  | 1,100          | 19.91%             |
| Insure Oklahoma IP | 2,500          | 0.08%              |

Total Capacity represents the maximum number of members that PCPs request to have assigned within OHCA's limit. Panels on hold status are excluded from the capacity calculation.



### Acronyms

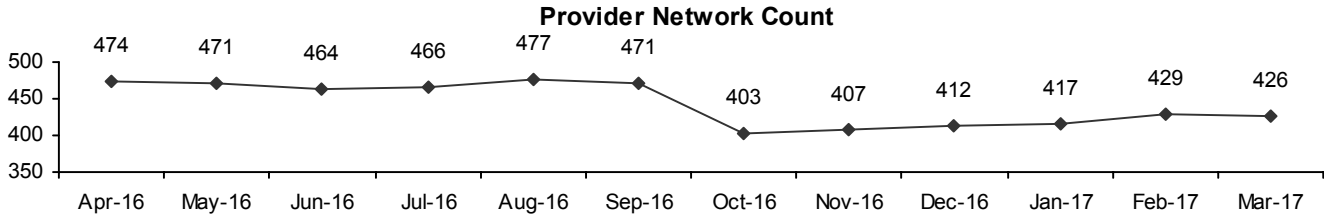
- DDSD - Developmental Disabilities Services Division
- DME - Durable Medical Equipment
- IP - Individual Plan
- I/T/U - Indian Health Service/Tribal/ Urban Indian
- LTC - Long-Term Care
- PCMH - Patient Centered Medical Home
- PCP - Primary Care Provider

# Provider Fast Facts by County

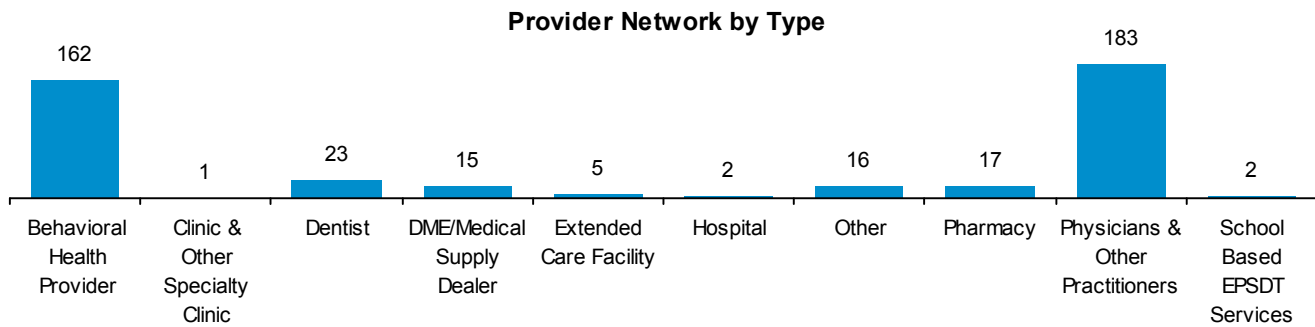
March 2017

## Rogers County

Provider Network is providers who are contracted to provide health care services by locations, programs, types, and specialties. Providers are being counted multiple times if they have multiple locations, programs, types, and/or specialties. The term "contracted" is defined as a provider that was enrolled with Oklahoma SoonerCare within the reporting period, it does not necessarily indicate participation.



1 Newly Enrolled Provider. The data is based on the new provider IDs added to the system during the reporting month. The effective date of the contract may or may not be in that month.

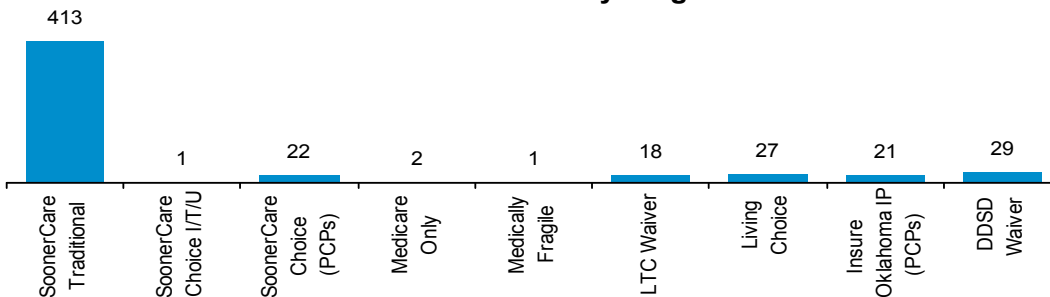


### Primary Care Provider (PCP) Capacities

| SoonerCare Program      | Total Capacity | % of Capacity Used |
|-------------------------|----------------|--------------------|
| SoonerCare Choice       | 7,350          | 75.43%             |
| SoonerCare Choice I/T/U | 2,500          | 22.56%             |
| Insure Oklahoma IP      | 3,461          | 1.30%              |

Total Capacity represents the maximum number of members that PCPs request to have assigned within OHCA's limit. Panels on hold status are excluded from the capacity calculation.

### Provider Network by Program



### Acronyms

- DDSD - Developmental Disabilities Services Division
- DME - Durable Medical Equipment
- IP - Individual Plan
- I/T/U - Indian Health Service/Tribal/ Urban Indian
- LTC - Long-Term Care
- PCMH - Patient Centered Medical Home
- PCP - Primary Care Provider

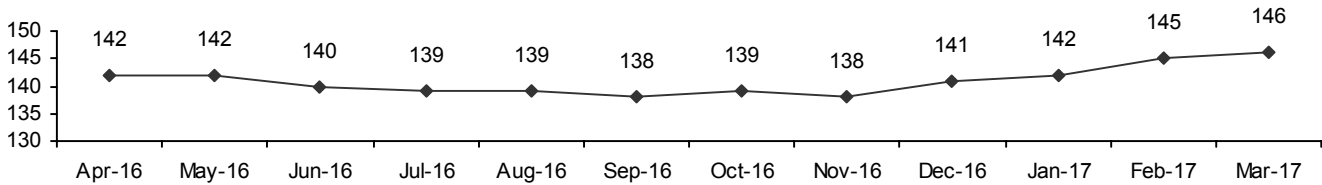
# Provider Fast Facts by County

March 2017

## Seminole County

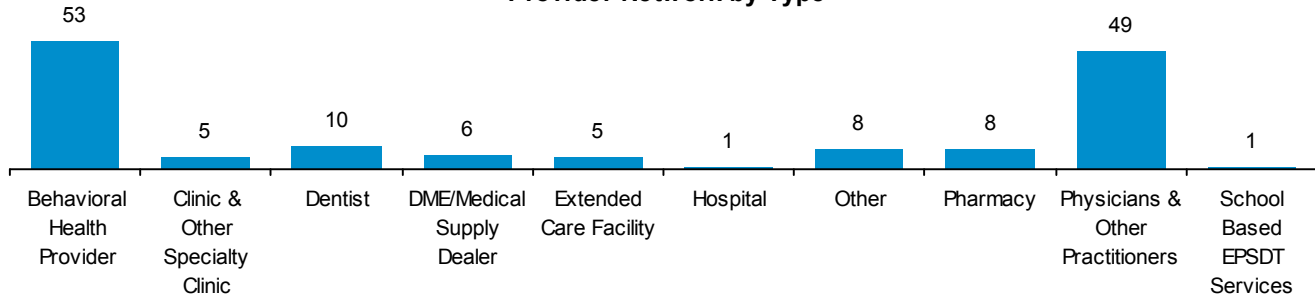
Provider Network is providers who are contracted to provide health care services by locations, programs, types, and specialties. Providers are being counted multiple times if they have multiple locations, programs, types, and/or specialties. The term "contracted" is defined as a provider that was enrolled with Oklahoma SoonerCare within the reporting period, it does not necessarily indicate participation.

**Provider Network Count**



0 Newly Enrolled Provider. The data is based on the new provider IDs added to the system during the reporting month. The effective date of the contract may or may not be in that month.

**Provider Network by Type**

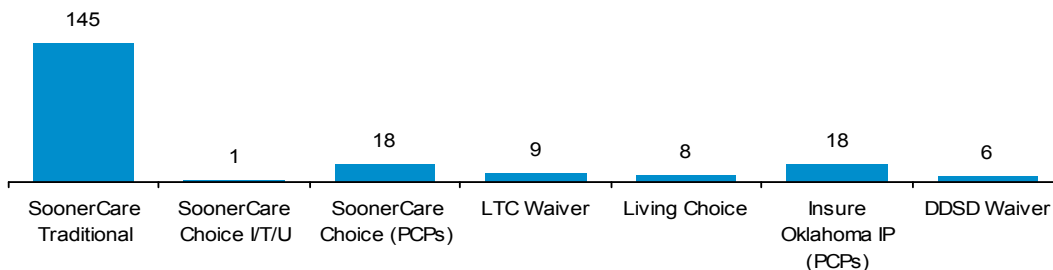


**Primary Care Provider (PCP) Capacities**

| SoonerCare Program      | Total Capacity | % of Capacity Used |
|-------------------------|----------------|--------------------|
| SoonerCare Choice       | 13,700         | 33.89%             |
| SoonerCare Choice I/T/U | 2,500          | 12.24%             |
| Insure Oklahoma IP      | 2,651          | 1.51%              |

Total Capacity represents the maximum number of members that PCPs request to have assigned within OHCA's limit. Panels on hold status are excluded from the capacity calculation.

**Provider Network by Program**



**Acronyms**

- DDSD - Developmental Disabilities Services Division
- DME - Durable Medical Equipment
- IP - Individual Plan
- I/T/U - Indian Health Service/Tribal/ Urban Indian
- LTC - Long-Term Care
- PCMH - Patient Centered Medical Home
- PCP - Primary Care Provider

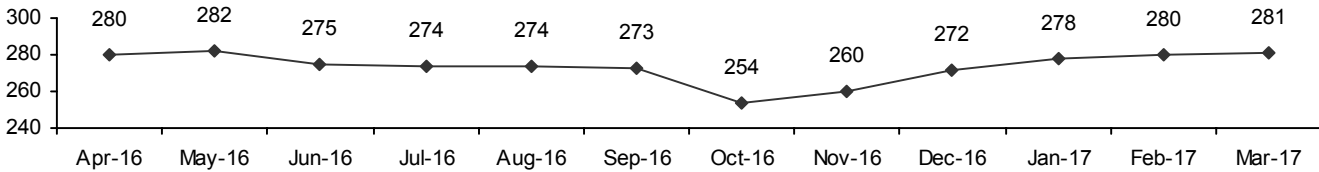
# Provider Fast Facts by County

March 2017

## Sequoyah County

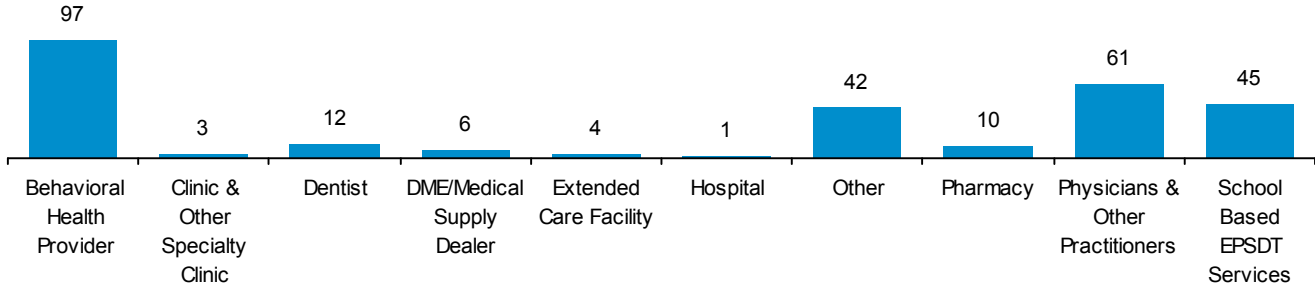
Provider Network is providers who are contracted to provide health care services by locations, programs, types, and specialties. Providers are being counted multiple times if they have multiple locations, programs, types, and/or specialties. The term "contracted" is defined as a provider that was enrolled with Oklahoma SoonerCare within the reporting period, it does not necessarily indicate participation.

**Provider Network Count**



0 Newly Enrolled Provider. The data is based on the new provider IDs added to the system during the reporting month. The effective date of the contract may or may not be in that month.

**Provider Network by Type**

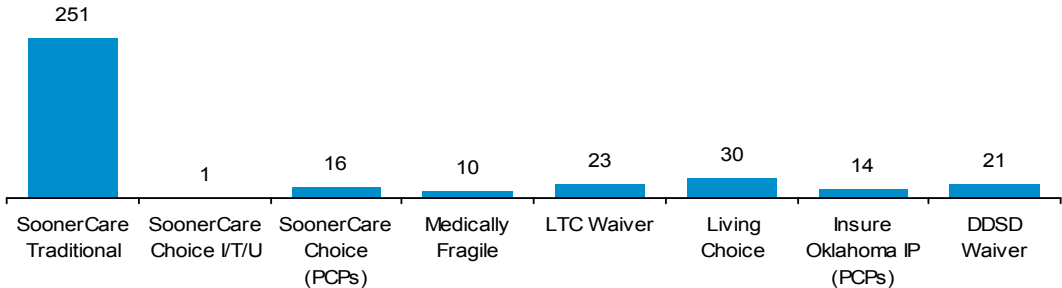


**Primary Care Provider (PCP) Capacities**

| SoonerCare Program      | Total Capacity | % of Capacity Used |
|-------------------------|----------------|--------------------|
| SoonerCare Choice       | 11,892         | 52.45%             |
| SoonerCare Choice I/T/U | 2,500          | 26.84%             |
| Insure Oklahoma IP      | 5,725          | 0.59%              |

Total Capacity represents the maximum number of members that PCPs request to have assigned within OHCA's limit. Panels on hold status are excluded from the capacity calculation.

**Provider Network by Program**



**Acronyms**

- DDSD - Developmental Disabilities Services Division
- DME - Durable Medical Equipment
- IP - Individual Plan
- I/T/U - Indian Health Service/Tribal/ Urban Indian
- LTC - Long-Term Care
- PCMH - Patient Centered Medical Home
- PCP - Primary Care Provider

# Provider Fast Facts by County

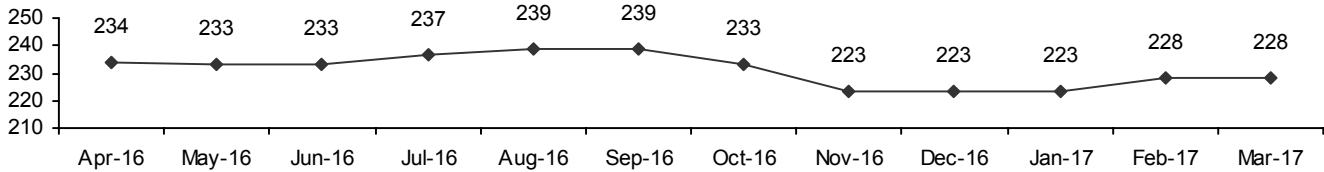
March 2017



## Stephens County

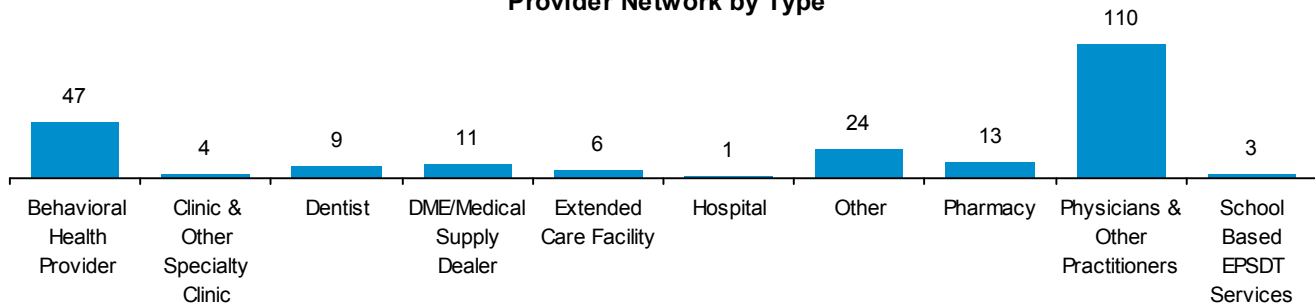
Provider Network is providers who are contracted to provide health care services by locations, programs, types, and specialties. Providers are being counted multiple times if they have multiple locations, programs, types, and/or specialties. The term "contracted" is defined as a provider that was enrolled with Oklahoma SoonerCare within the reporting period, it does not necessarily indicate participation.

**Provider Network Count**



2 Newly Enrolled Provider. The data is based on the new provider IDs added to the system during the reporting month. The effective date of the contract may or may not be in that month.

**Provider Network by Type**

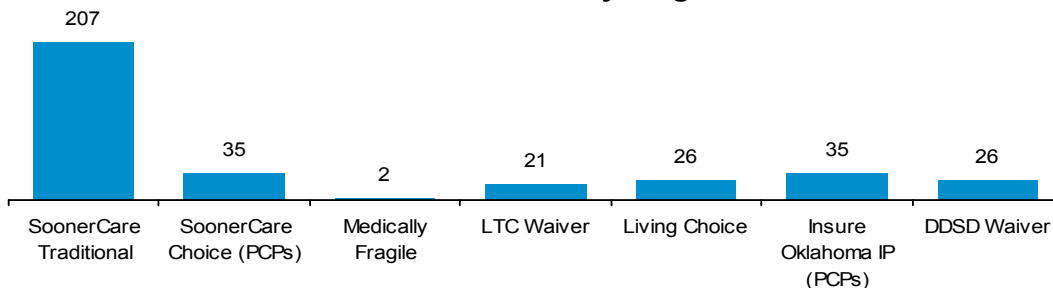


**Primary Care Provider (PCP) Capacities**

| SoonerCare Program | Total Capacity | % of Capacity Used |
|--------------------|----------------|--------------------|
| SoonerCare Choice  | 11,150         | 62.81%             |
| Insure Oklahoma IP | 2,701          | 3.59%              |

Total Capacity represents the maximum number of members that PCPs request to have assigned within OHCA's limit. Panels on hold status are excluded from the capacity calculation.

**Provider Network by Program**



**Acronyms**

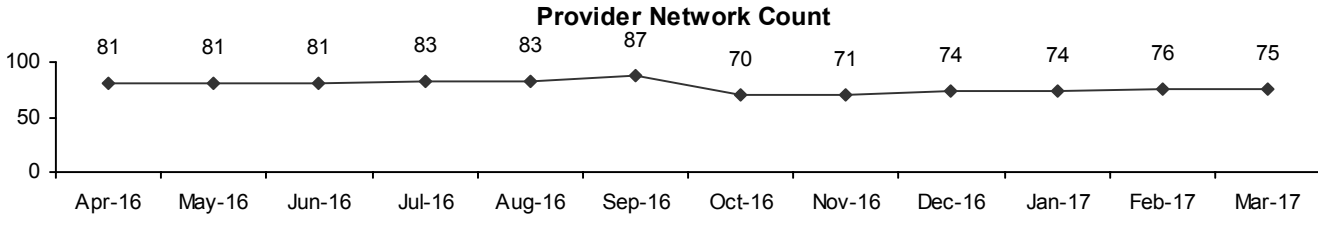
- DDSD - Developmental Disabilities Services Division
- DME - Durable Medical Equipment
- IP - Individual Plan
- I/T/U - Indian Health Service/Tribal/ Urban Indian
- LTC - Long-Term Care
- PCMH - Patient Centered Medical Home
- PCP - Primary Care Provider

# Provider Fast Facts by County

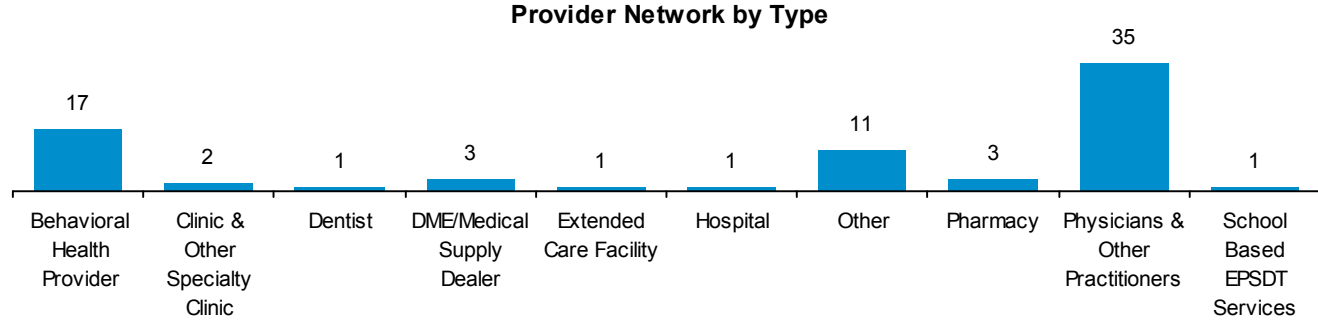
March 2017

## Texas County

Provider Network is providers who are contracted to provide health care services by locations, programs, types, and specialties. Providers are being counted multiple times if they have multiple locations, programs, types, and/or specialties. The term "contracted" is defined as a provider that was enrolled with Oklahoma SoonerCare within the reporting period, it does not necessarily indicate participation.



0 Newly Enrolled Provider. The data is based on the new provider IDs added to the system during the reporting month. The effective date of the contract may or may not be in that month.

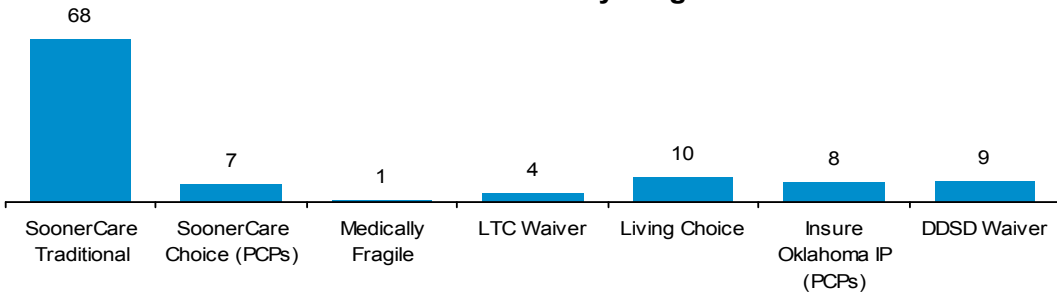


### Primary Care Provider (PCP) Capacities

| SoonerCare Program | Total Capacity | % of Capacity Used |
|--------------------|----------------|--------------------|
| SoonerCare Choice  | 4,650          | 47.27%             |
| Insure Oklahoma IP | 2,675          | 1.20%              |

Total Capacity represents the maximum number of members that PCPs request to have assigned within OHCA's limit. Panels on hold status are excluded from the capacity calculation.

### Provider Network by Program



#### Acronyms

- DDSD - Developmental Disabilities Services Division
- DME - Durable Medical Equipment
- IP - Individual Plan
- I/T/U - Indian Health Service/Tribal/ Urban Indian
- LTC - Long-Term Care
- PCMH - Patient Centered Medical Home
- PCP - Primary Care Provider

# Provider Fast Facts by County

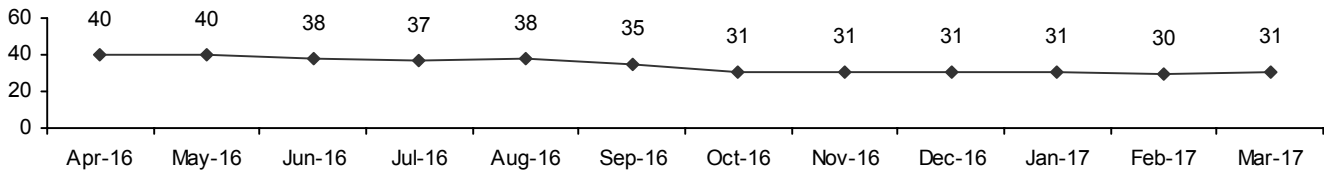
March 2017



## Tillman County

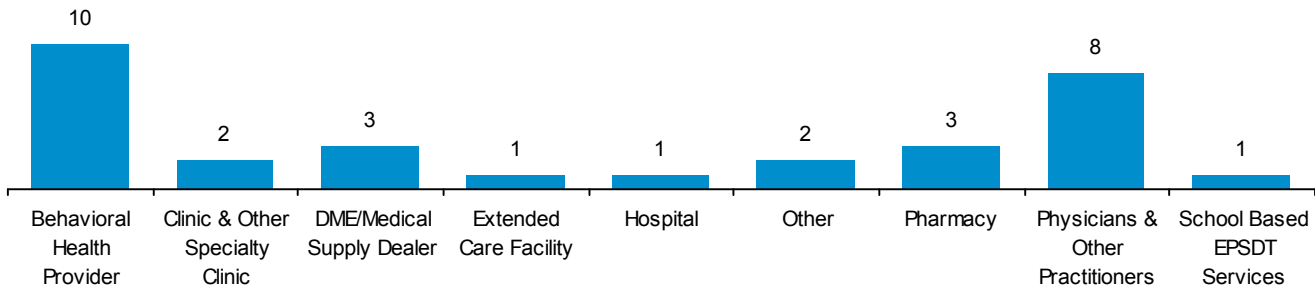
Provider Network is providers who are contracted to provide health care services by locations, programs, types, and specialties. Providers are being counted multiple times if they have multiple locations, programs, types, and/or specialties. The term "contracted" is defined as a provider that was enrolled with Oklahoma SoonerCare within the reporting period, it does not necessarily indicate participation.

**Provider Network Count**



0 Newly Enrolled Provider. The data is based on the new provider IDs added to the system during the reporting month. The effective date of the contract may or may not be in that month.

**Provider Network by Type**

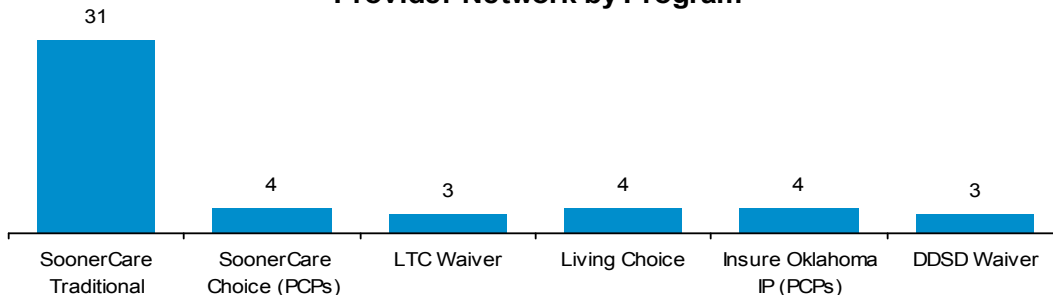


**Primary Care Provider (PCP) Capacities**

| SoonerCare Program | Total Capacity | % of Capacity Used |
|--------------------|----------------|--------------------|
| SoonerCare Choice  | 5,500          | 15.78%             |
| Insure Oklahoma IP | 2,600          | 0.58%              |

Total Capacity represents the maximum number of members that PCPs request to have assigned within OHCA's limit. Panels on hold status are excluded from the capacity calculation.

**Provider Network by Program**



**Acronyms**

- DDSD - Developmental Disabilities Services Division
- DME - Durable Medical Equipment
- IP - Individual Plan
- I/T/U - Indian Health Service/Tribal/ Urban Indian
- LTC - Long-Term Care
- PCMH - Patient Centered Medical Home
- PCP - Primary Care Provider

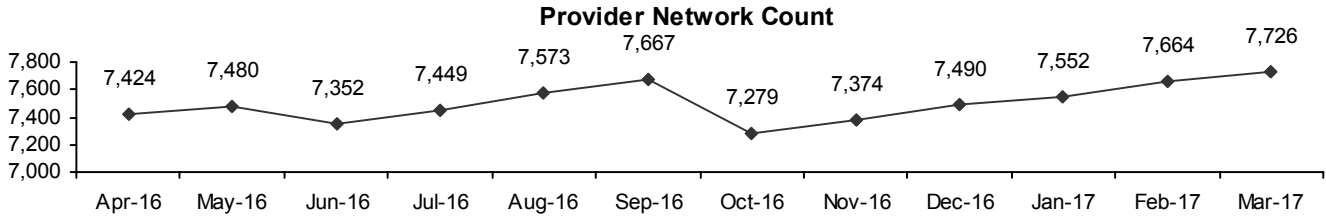
# Provider Fast Facts by County

March 2017

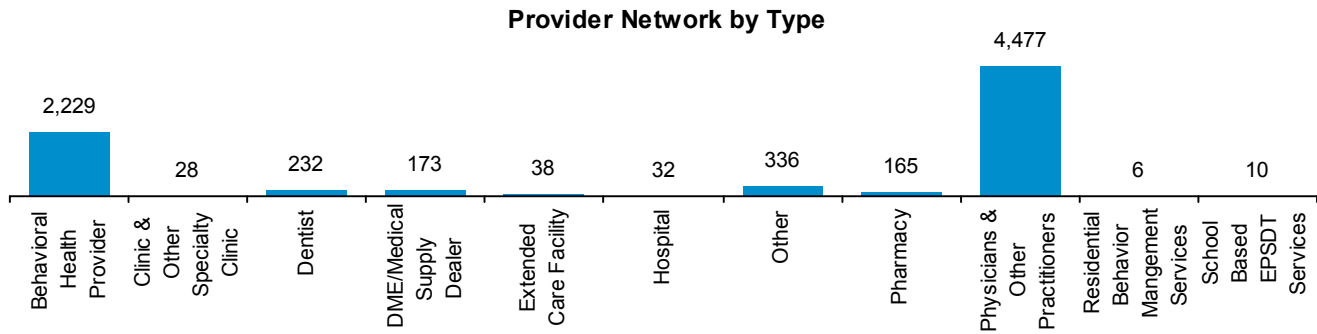
## Tulsa County



Provider Network is providers who are contracted to provide health care services by locations, programs, types, and specialties. Providers are being counted multiple times if they have multiple locations, programs, types, and/or specialties. The term "contracted" is defined as a provider that was enrolled with Oklahoma SoonerCare within the reporting period, it does not necessarily indicate participation.



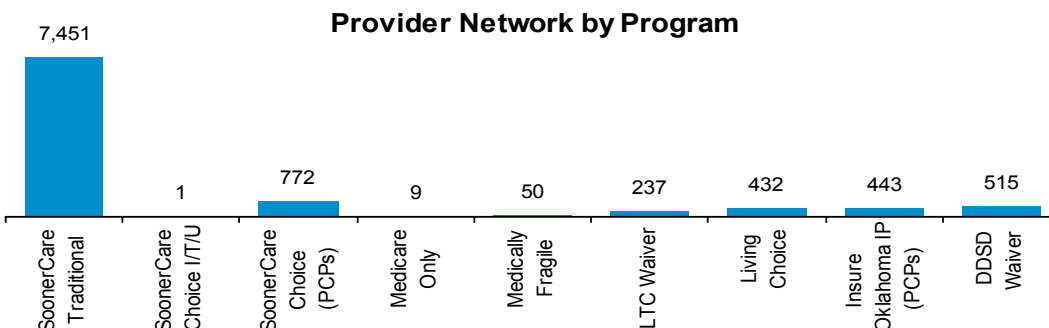
44 Newly Enrolled Provider. The data is based on the new provider IDs added to the system during the reporting month. The effective date of the contract may or may not be in that month.



### Primary Care Provider (PCP) Capacities

| SoonerCare Program      | Total Capacity | % of Capacity Used |
|-------------------------|----------------|--------------------|
| SoonerCare Choice       | 224,989        | 46.76%             |
| SoonerCare Choice I/T/U | 2,500          | 51.76%             |
| Insure Oklahoma IP      | 48,171         | 1.19%              |

Total Capacity represents the maximum number of members that PCPs request to have assigned within OHCA's limit. Panels on hold status are excluded from the capacity calculation.



### Acronyms

- DDSD - Developmental Disabilities Services Division
- DME - Durable Medical Equipment
- IP - Individual Plan
- I/T/U - Indian Health Service/Tribal/ Urban Indian
- LTC - Long-Term Care
- PCMH - Patient Centered Medical Home
- PCP - Primary Care Provider



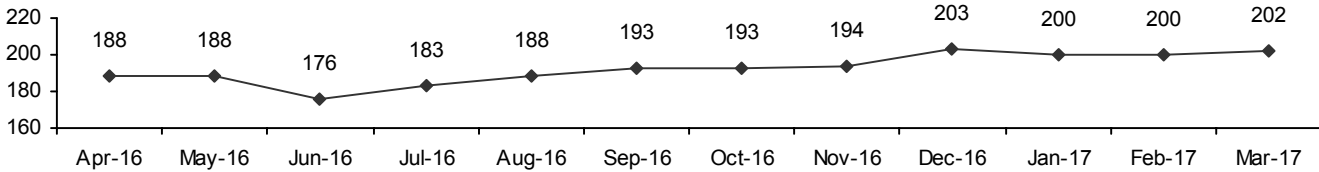
# Provider Fast Facts by County

March 2017

## Wagoner County

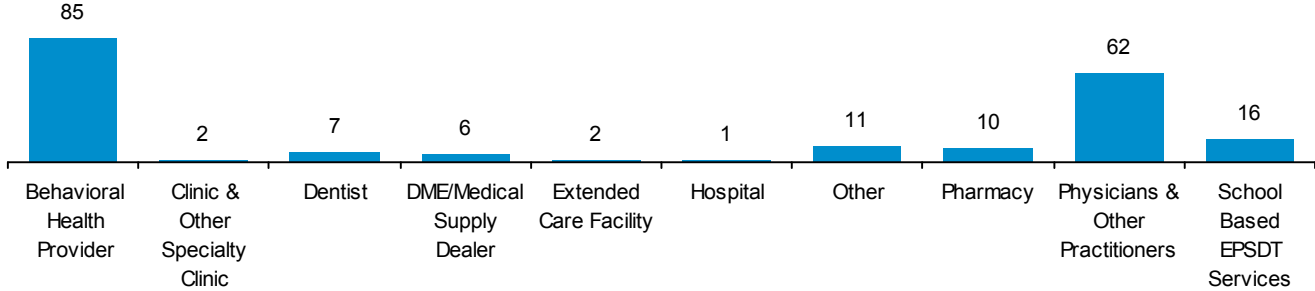
Provider Network is providers who are contracted to provide health care services by locations, programs, types, and specialties. Providers are being counted multiple times if they have multiple locations, programs, types, and/or specialties. The term "contracted" is defined as a provider that was enrolled with Oklahoma SoonerCare within the reporting period, it does not necessarily indicate participation.

**Provider Network Count**



2 Newly Enrolled Provider. The data is based on the new provider IDs added to the system during the reporting month. The effective date of the contract may or may not be in that month.

**Provider Network by Type**

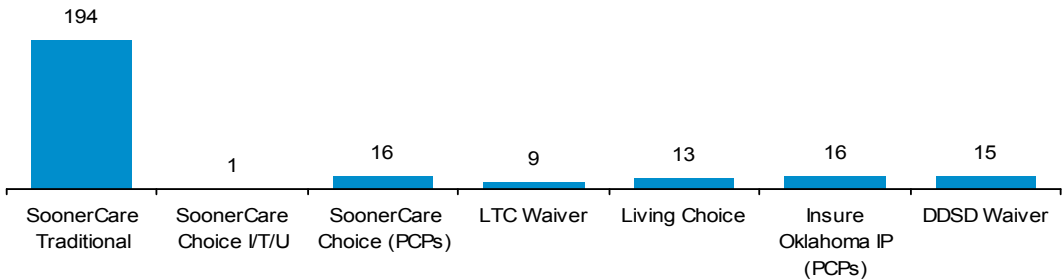


**Primary Care Provider (PCP) Capacities**

| SoonerCare Program      | Total Capacity | % of Capacity Used |
|-------------------------|----------------|--------------------|
| SoonerCare Choice       | 7,475          | 44.13%             |
| SoonerCare Choice I/T/U | 2,500          | 12.80%             |
| Insure Oklahoma IP      | 5,200          | 0.58%              |

Total Capacity represents the maximum number of members that PCPs request to have assigned within OHCA's limit. Panels on hold status are excluded from the capacity calculation.

**Provider Network by Program**



**Acronyms**

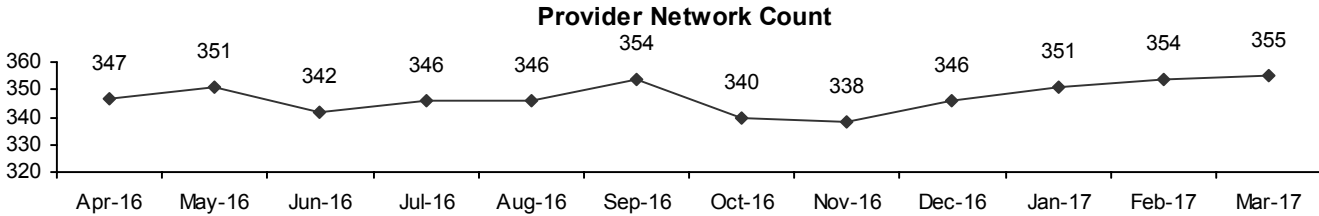
- DDSD - Developmental Disabilities Services Division
- DME - Durable Medical Equipment
- IP - Individual Plan
- I/T/U - Indian Health Service/Tribal/ Urban Indian
- LTC - Long-Term Care
- PCMH - Patient Centered Medical Home
- PCP - Primary Care Provider

# Provider Fast Facts by County

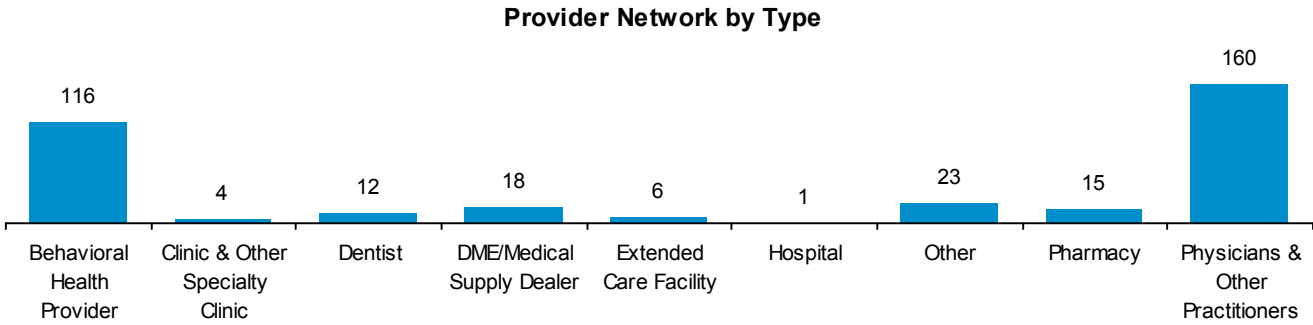
March 2017

## Washington County

Provider Network is providers who are contracted to provide health care services by locations, programs, types, and specialties. Providers are being counted multiple times if they have multiple locations, programs, types, and/or specialties. The term "contracted" is defined as a provider that was enrolled with Oklahoma SoonerCare within the reporting period, it does not necessarily indicate participation.



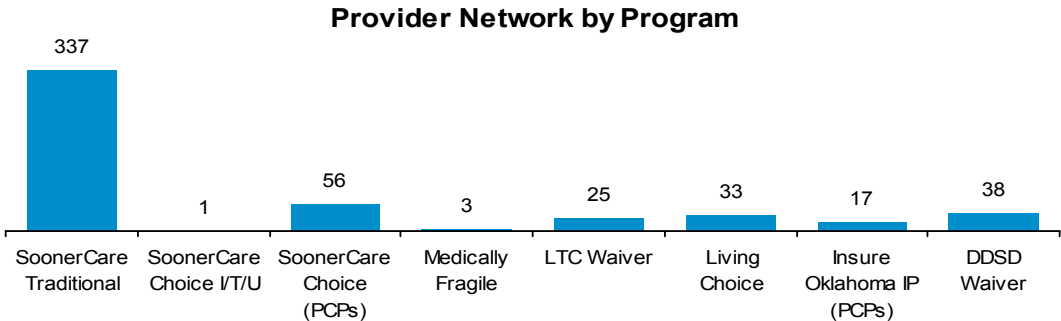
1 Newly Enrolled Provider. The data is based on the new provider IDs added to the system during the reporting month. The effective date of the contract may or may not be in that month.



### Primary Care Provider (PCP) Capacities

| SoonerCare Program      | Total Capacity | % of Capacity Used |
|-------------------------|----------------|--------------------|
| SoonerCare Choice       | 12,000         | 52.85%             |
| SoonerCare Choice I/T/U | 2,500          | 0.24%              |
| Insure Oklahoma IP      | 6,140          | 0.57%              |

Total Capacity represents the maximum number of members that PCPs request to have assigned within OHCA's limit. Panels on hold status are excluded from the capacity calculation.



### Acronyms

- DDSD - Developmental Disabilities Services Division
- DME - Durable Medical Equipment
- IP - Individual Plan
- I/T/U - Indian Health Service/Tribal/ Urban Indian
- LTC - Long-Term Care
- PCMH - Patient Centered Medical Home
- PCP - Primary Care Provider

# Provider Fast Facts by County

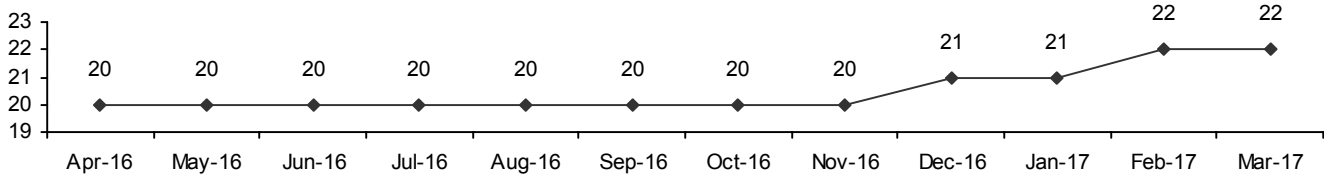
March 2017



## Washita County

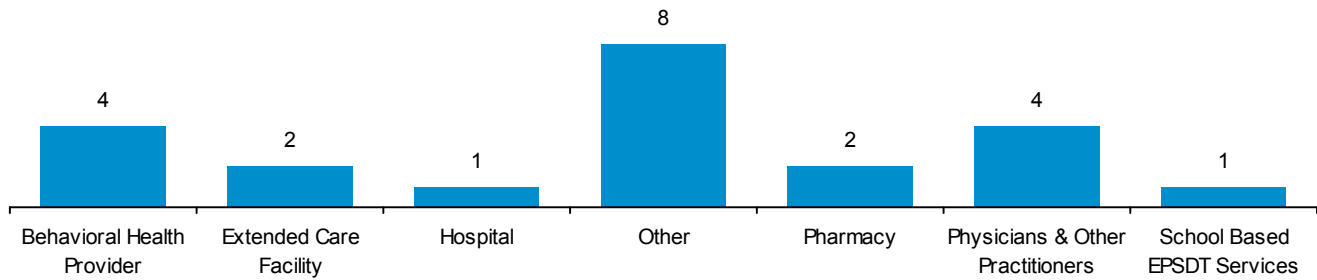
Provider Network is providers who are contracted to provide health care services by locations, programs, types, and specialties. Providers are being counted multiple times if they have multiple locations, programs, types, and/or specialties. The term "contracted" is defined as a provider that was enrolled with Oklahoma SoonerCare within the reporting period, it does not necessarily indicate participation.

**Provider Network Count**



0 Newly Enrolled Provider. The data is based on the new provider IDs added to the system during the reporting month. The effective date of the contract may or may not be in that month.

**Provider Network by Type**

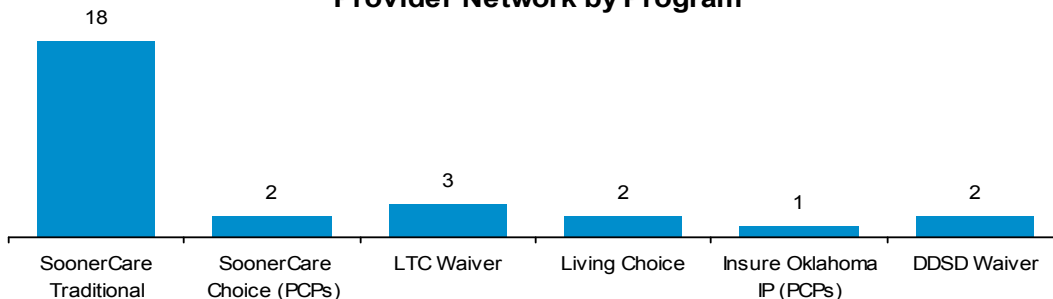


**Primary Care Provider (PCP) Capacities**

| SoonerCare Program | Total Capacity | % of Capacity Used |
|--------------------|----------------|--------------------|
| SoonerCare Choice  | 700            | 32.71%             |
| Insure Oklahoma IP | 25             | 0.00%              |

Total Capacity represents the maximum number of members that PCPs request to have assigned within OHCA's limit. Panels on hold status are excluded from the capacity calculation.

**Provider Network by Program**



**Acronyms**

- DDSD - Developmental Disabilities Services Division
- DME - Durable Medical Equipment
- IP - Individual Plan
- I/T/U - Indian Health Service/Tribal/ Urban Indian
- LTC - Long-Term Care
- PCMH - Patient Centered Medical Home
- PCP - Primary Care Provider

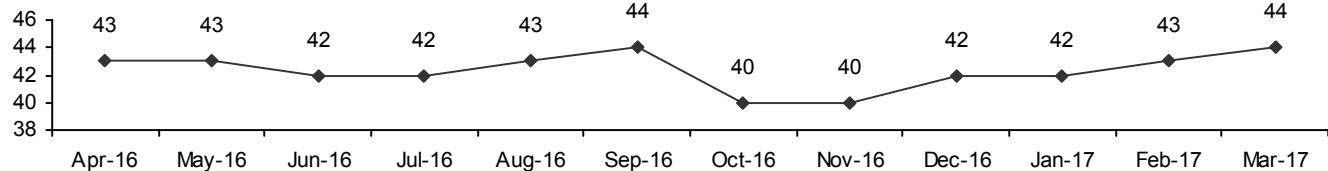
# Provider Fast Facts by County

March 2017

## Woods County

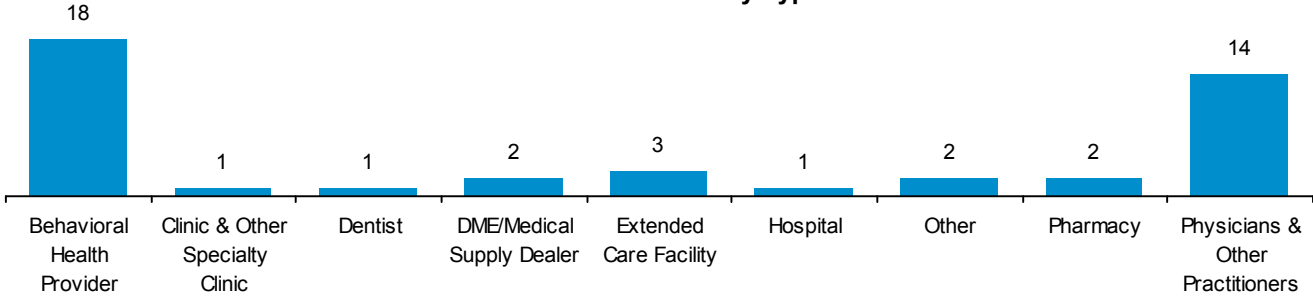
Provider Network is providers who are contracted to provide health care services by locations, programs, types, and specialties. Providers are being counted multiple times if they have multiple locations, programs, types, and/or specialties. The term "contracted" is defined as a provider that was enrolled with Oklahoma SoonerCare within the reporting period, it does not necessarily indicate participation.

**Provider Network Count**



1 Newly Enrolled Provider. The data is based on the new provider IDs added to the system during the reporting month. The effective date of the contract may or may not be in that month.

**Provider Network by Type**

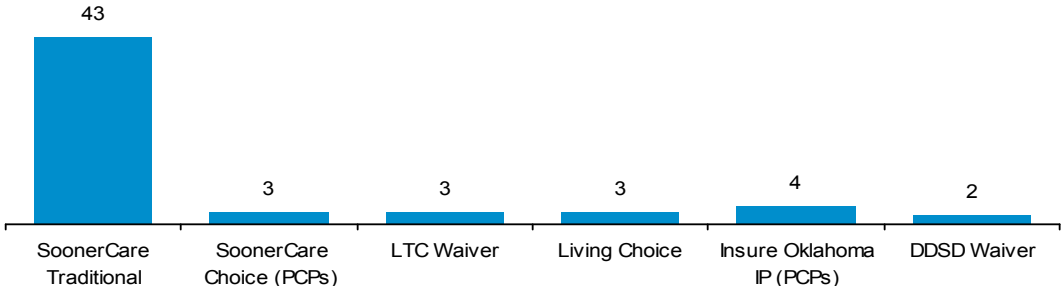


**Primary Care Provider (PCP) Capacities**

| SoonerCare Program | Total Capacity | % of Capacity Used |
|--------------------|----------------|--------------------|
| SoonerCare Choice  | 700            | 26.29%             |
| Insure Oklahoma IP | 710            | 1.13%              |

Total Capacity represents the maximum number of members that PCPs request to have assigned within OHCA's limit. Panels on hold status are excluded from the capacity calculation.

**Provider Network by Program**



**Acronyms**

- DDSD - Developmental Disabilities Services Division
- DME - Durable Medical Equipment
- IP - Individual Plan
- I/T/U - Indian Health Service/Tribal/ Urban Indian
- LTC - Long-Term Care
- PCMH - Patient Centered Medical Home
- PCP - Primary Care Provider

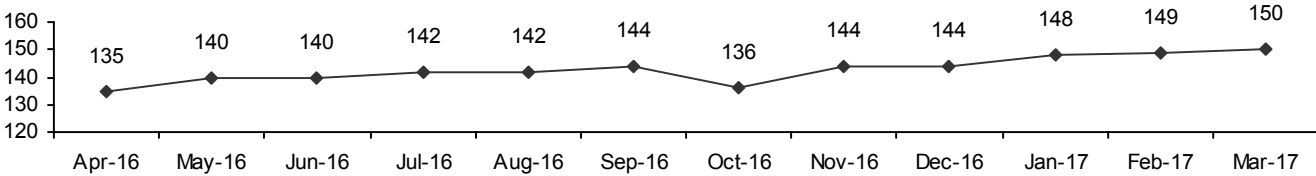
# Provider Fast Facts by County

March 2017

## Woodward County

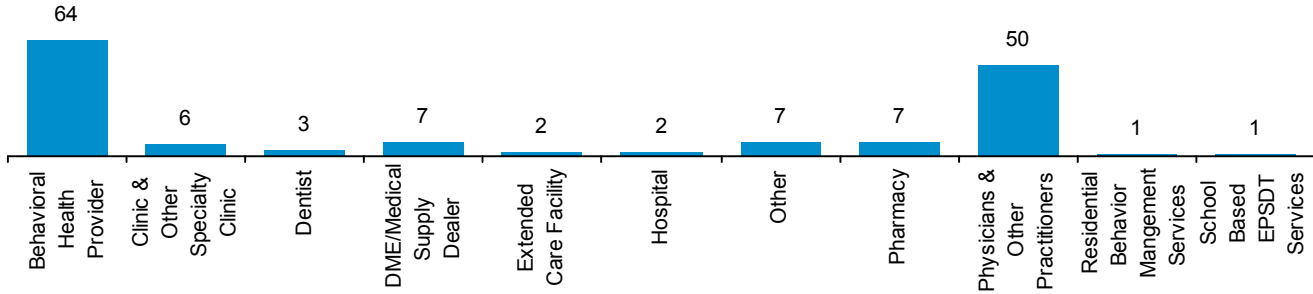
Provider Network is providers who are contracted to provide health care services by locations, programs, types, and specialties. Providers are being counted multiple times if they have multiple locations, programs, types, and/or specialties. The term "contracted" is defined as a provider that was enrolled with Oklahoma SoonerCare within the reporting period, it does not necessarily indicate participation.

**Provider Network Count**



1 Newly Enrolled Provider. The data is based on the new provider IDs added to the system during the reporting month. The effective date of the contract may or may not be in that month.

**Provider Network by Type**

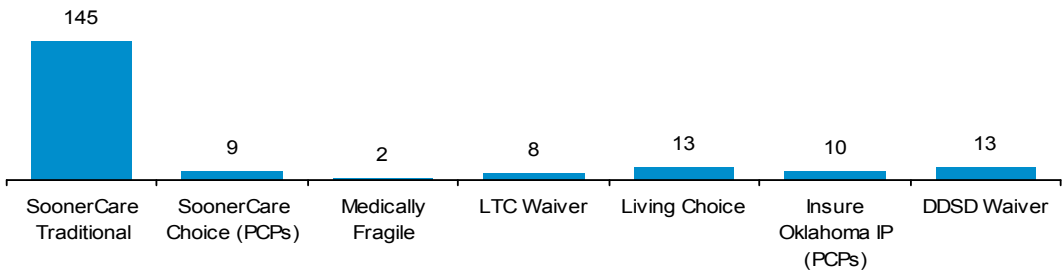


**Primary Care Provider (PCP) Capacities**

| SoonerCare Program | Total Capacity | % of Capacity Used |
|--------------------|----------------|--------------------|
| SoonerCare Choice  | 4,850          | 61.57%             |
| Insure Oklahoma IP | 1,680          | 1.49%              |

Total Capacity represents the maximum number of members that PCPs request to have assigned within OHCA's limit. Panels on hold status are excluded from the capacity calculation.

**Provider Network by Program**



**Acronyms**

- DDSD - Developmental Disabilities Services Division
- DME - Durable Medical Equipment
- IP - Individual Plan
- I/T/U - Indian Health Service/Tribal/ Urban Indian
- LTC - Long-Term Care
- PCMH - Patient Centered Medical Home
- PCP - Primary Care Provider