

# American Indian Fast Facts

May 2017

Validation Percent		Total American Indian Enrollment	Total Enrollment (includes Insure Oklahoma)	Percent of Total
Self Reported	41%	134,422	842,175	16%
Verified	57%			

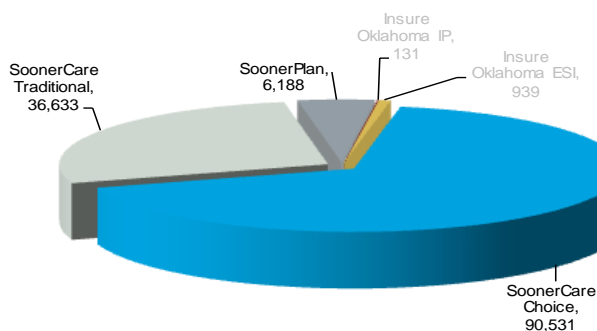
Total Enrollment is the number of members enrolled in SoonerCare and Insure Oklahoma. Excluding Insure Oklahoma, Total SoonerCare Enrollment is 822,563.

## American Indian Enrollment by Aid Category

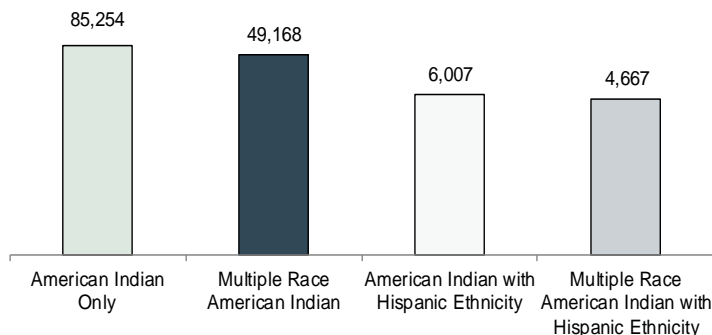
Qualifying Group	Enrollment	% of Total
Children/Parents	109,544	81.49%
Aged/Blind/Disabled	15,283	11.37%
Oklahoma Cares	64	0.05%
TEFRA	43	0.03%
OTHER	2,230	1.66%
SoonerPlan	6,188	4.60%
Insure Oklahoma Employer-Sponsored Insurance (ESI)	939	0.70%
Insure Oklahoma Individual Plan (IP)	131	0.10%

OTHER group includes—Child Custody-Refugee-Qualified Medicare Beneficiary-SLMB-DDSD Supported Living-Program of All Inclusive Care for the Elderly (PACE)-Soon to be Sooners (STBS) and TB patients. For more information go to [www.okhca.org](http://www.okhca.org) under Individuals then to Programs.

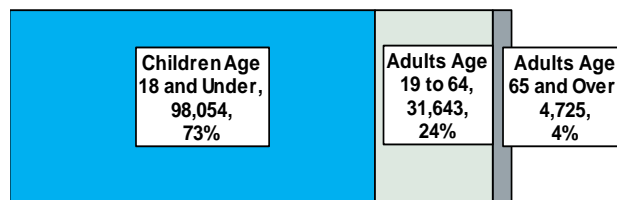
## American Indian Enrollment by Delivery System



## American Indian Race Breakdown



## Age Breakdown of American Indian Enrollment



## Gender Breakdown of American Indian Enrollment

Female	73,219
Male	61,203

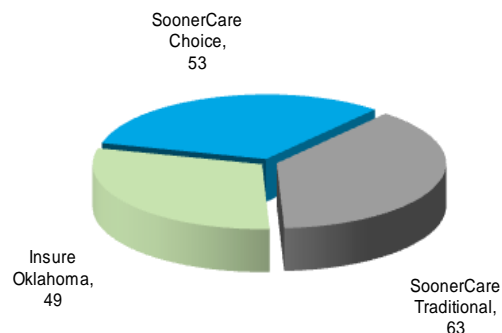
Race is self-reported by members at the time of enrollment. The multiple race members have selected two or more races. Hispanic is an ethnicity not a race.

## Indian Health Service/Tribal/Urban (I/T/U) Providers

I/T/U Clinics & Hospitals	
Clinics	53
Hospitals	10

I/T/U Providers Accepting Non-Indian Members 13

## I/T/U Providers by Program



# American Indian Fast Facts May 2017

