

# Provider Fast Facts by County

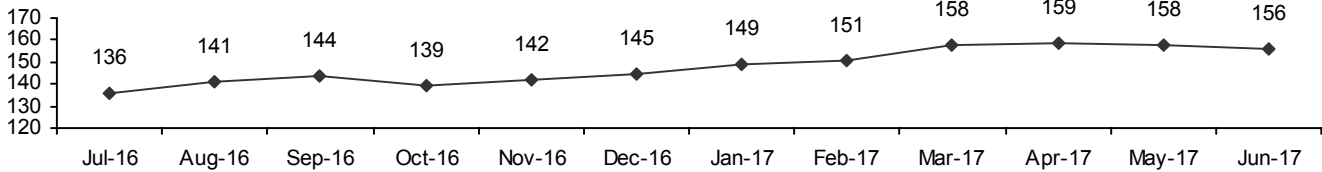
June 2017



## Adair County

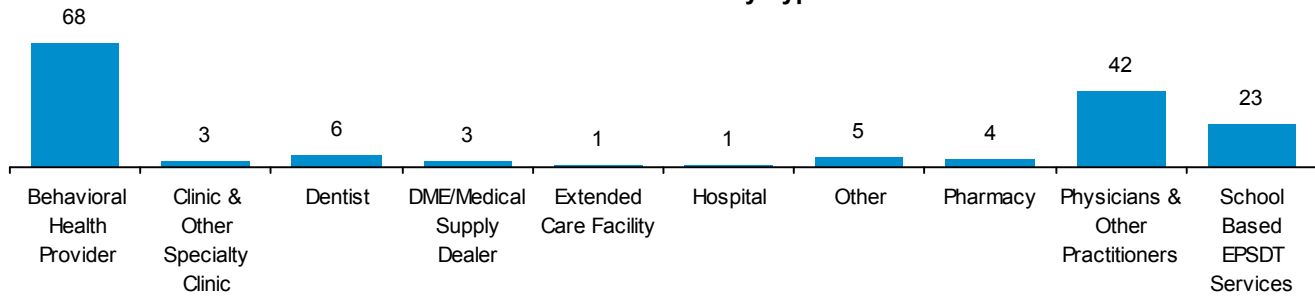
Provider Network is providers who are contracted to provide health care services by locations, programs, types, and specialties. Providers are being counted multiple times if they have multiple locations, programs, types, and/or specialties. The term "contracted" is defined as a provider that was enrolled with Oklahoma SoonerCare within the reporting period, it does not necessarily indicate participation.

**Provider Network Count**



1 Newly Enrolled Provider. The data is based on the new provider IDs added to the system during the reporting month. The effective date of the contract may or may not be in that month.

**Provider Network by Type**

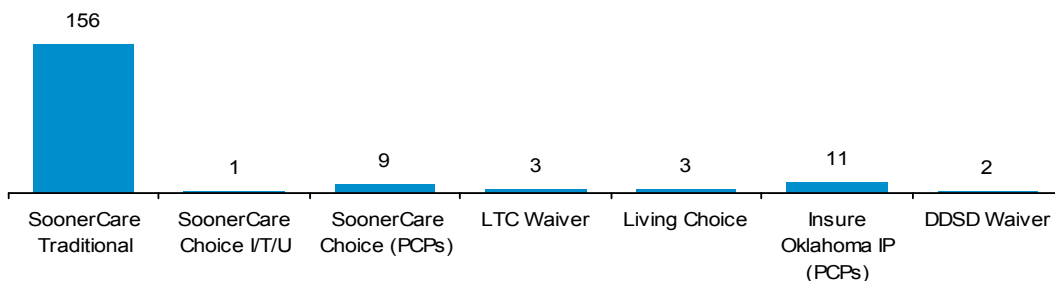


**Primary Care Provider (PCP) Capacities**

SoonerCare Program	Total Capacity	% of Capacity Used
SoonerCare Choice	8,100	45.48%
SoonerCare Choice I/T/U	2,500	22.72%
Insure Oklahoma IP	2,915	0.69%

Total Capacity represents the maximum number of members that PCPs request to have assigned within OHCA's limit. Panels on hold status are excluded from the capacity calculation.

**Provider Network by Program**



**Acronyms**

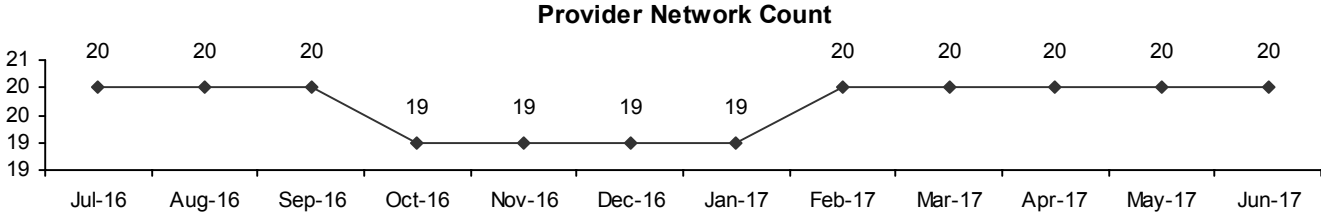
- DDSD - Developmental Disabilities Services Division
- DME - Durable Medical Equipment
- IP - Individual Plan
- I/T/U - Indian Health Service/Tribal/ Urban Indian
- LTC - Long-Term Care
- PCMH - Patient Centered Medical Home
- PCP - Primary Care Provider

# Provider Fast Facts by County

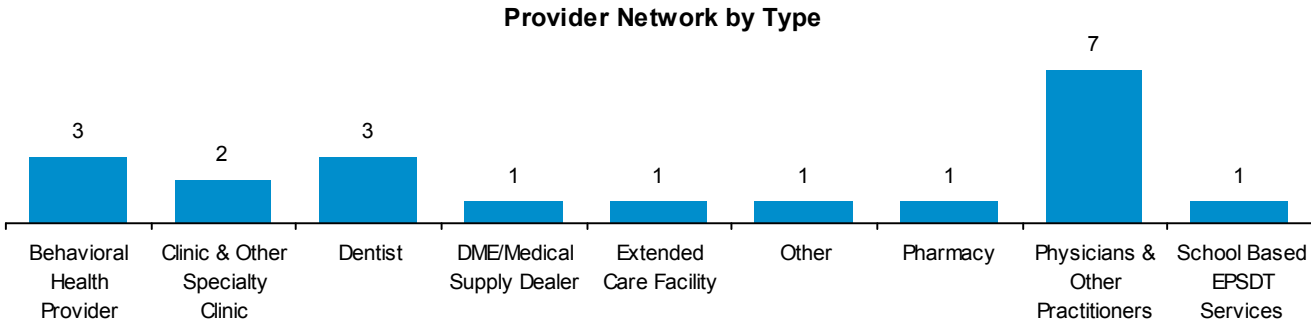
June 2017

## Alfalfa County

Provider Network is providers who are contracted to provide health care services by locations, programs, types, and specialties. Providers are being counted multiple times if they have multiple locations, programs, types, and/or specialties. The term "contracted" is defined as a provider that was enrolled with Oklahoma SoonerCare within the reporting period, it does not necessarily indicate participation.



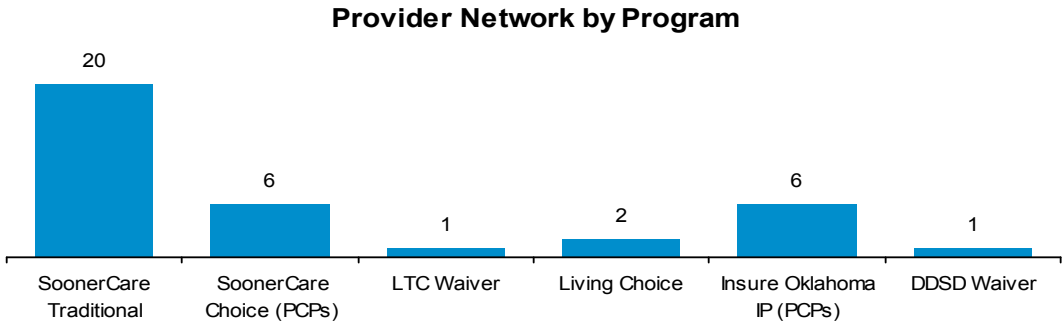
0 Newly Enrolled Provider. The data is based on the new provider IDs added to the system during the reporting month. The effective date of the contract may or may not be in that month.



### Primary Care Provider (PCP) Capacities

SoonerCare Program	Total Capacity	% of Capacity Used
SoonerCare Choice	2,750	23.16%
Insure Oklahoma IP	1,500	0.40%

Total Capacity represents the maximum number of members that PCPs request to have assigned within OHCA's limit. Panels on hold status are excluded from the capacity calculation.



### Acronyms

- DDSD - Developmental Disabilities Services Division
- DME - Durable Medical Equipment
- IP - Individual Plan
- I/T/U - Indian Health Service/Tribal/ Urban Indian
- LTC - Long-Term Care
- PCMH - Patient Centered Medical Home
- PCP - Primary Care Provider

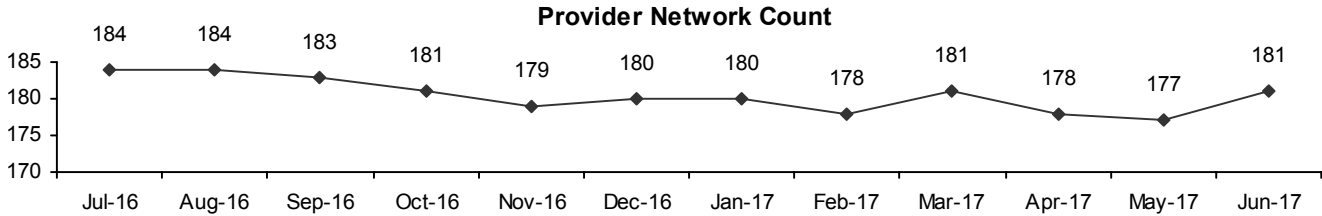
# Provider Fast Facts by County

June 2017

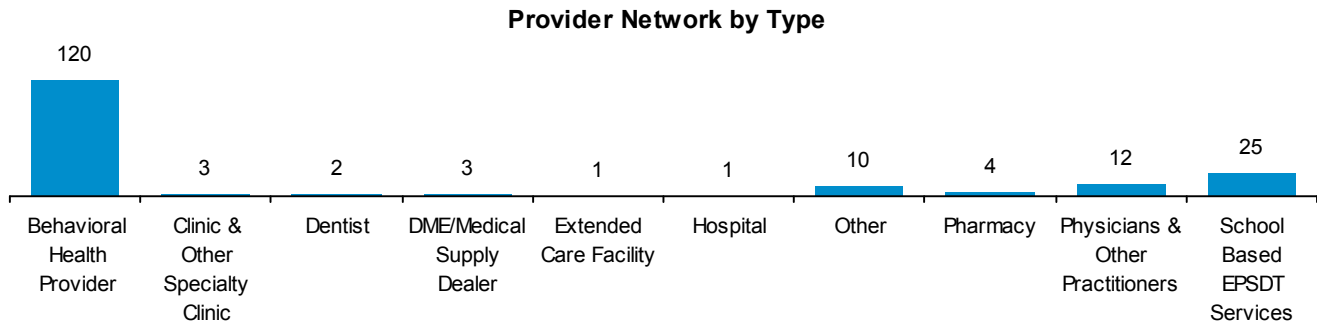


## Atoka County

Provider Network is providers who are contracted to provide health care services by locations, programs, types, and specialties. Providers are being counted multiple times if they have multiple locations, programs, types, and/or specialties. The term "contracted" is defined as a provider that was enrolled with Oklahoma SoonerCare within the reporting period, it does not necessarily indicate participation.



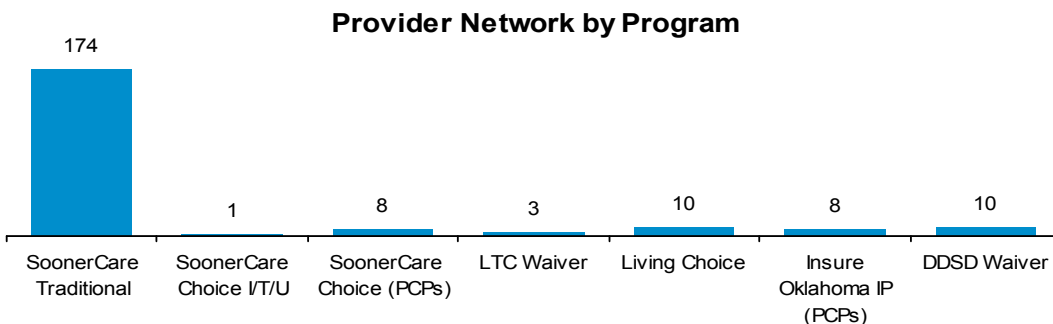
2 Newly Enrolled Provider. The data is based on the new provider IDs added to the system during the reporting month. The effective date of the contract may or may not be in that month.



### Primary Care Provider (PCP) Capacities

SoonerCare Program	Total Capacity	% of Capacity Used
SoonerCare Choice	13,000	11.74%
SoonerCare Choice I/T/U	1,000	5.50%
Insure Oklahoma IP	5,450	0.39%

Total Capacity represents the maximum number of members that PCPs request to have assigned within OHCA's limit. Panels on hold status are excluded from the capacity calculation.



### Acronyms

- DDSD - Developmental Disabilities Services Division
- DME - Durable Medical Equipment
- IP - Individual Plan
- I/T/U - Indian Health Service/Tribal/ Urban Indian
- LTC - Long-Term Care
- PCMH - Patient Centered Medical Home
- PCP - Primary Care Provider

# Provider Fast Facts by County

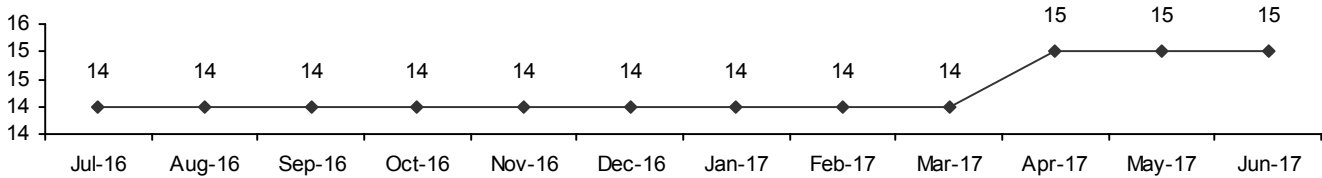
June 2017



## Beaver County

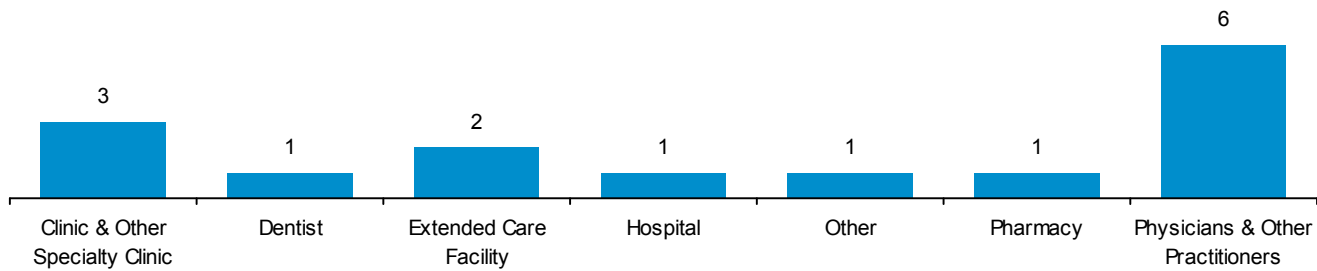
Provider Network is providers who are contracted to provide health care services by locations, programs, types, and specialties. Providers are being counted multiple times if they have multiple locations, programs, types, and/or specialties. The term "contracted" is defined as a provider that was enrolled with Oklahoma SoonerCare within the reporting period, it does not necessarily indicate participation.

**Provider Network Count**



0 Newly Enrolled Provider. The data is based on the new provider IDs added to the system during the reporting month. The effective date of the contract may or may not be in that month.

**Provider Network by Type**

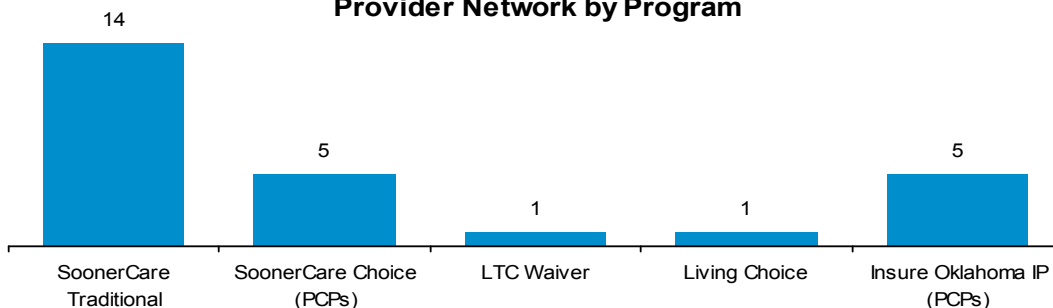


**Primary Care Provider (PCP) Capacities**

SoonerCare Program	Total Capacity	% of Capacity Used
SoonerCare Choice	1,450	24.14%
Insure Oklahoma IP	1,450	0.07%

Total Capacity represents the maximum number of members that PCPs request to have assigned within OHCA's limit. Panels on hold status are excluded from the capacity calculation.

**Provider Network by Program**



**Acronyms**

- DDSD - Developmental Disabilities Services Division
- DME - Durable Medical Equipment
- IP - Individual Plan
- I/T/U - Indian Health Service/Tribal/ Urban Indian
- LTC - Long-Term Care
- PCMH - Patient Centered Medical Home
- PCP - Primary Care Provider

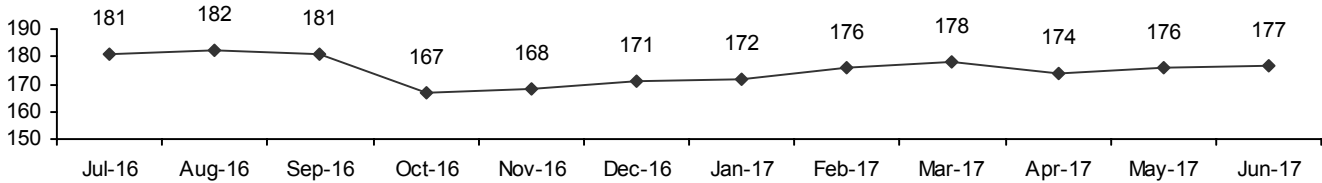
# Provider Fast Facts by County

June 2017

## Beckham County

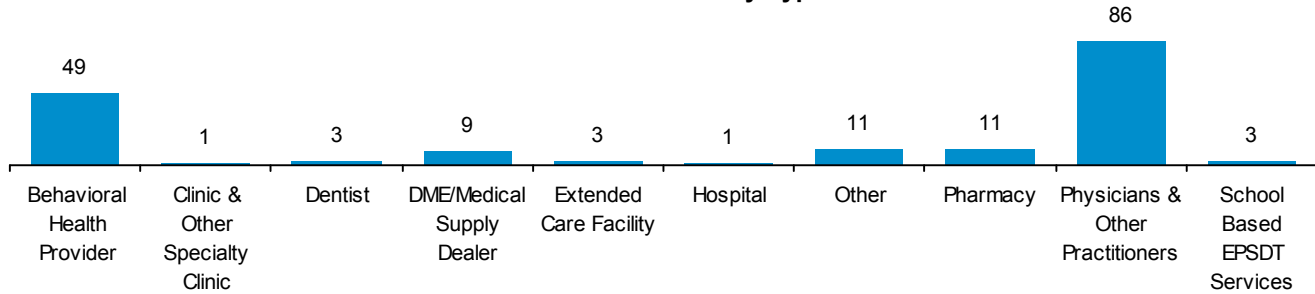
Provider Network is providers who are contracted to provide health care services by locations, programs, types, and specialties. Providers are being counted multiple times if they have multiple locations, programs, types, and/or specialties. The term "contracted" is defined as a provider that was enrolled with Oklahoma SoonerCare within the reporting period, it does not necessarily indicate participation.

**Provider Network Count**



1 Newly Enrolled Provider. The data is based on the new provider IDs added to the system during the reporting month. The effective date of the contract may or may not be in that month.

**Provider Network by Type**

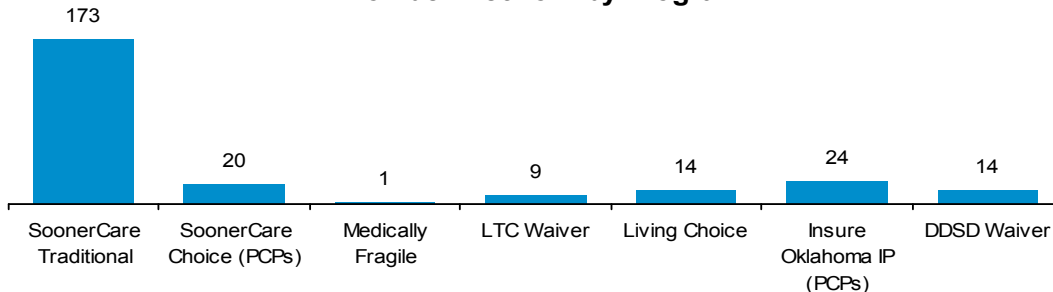


**Primary Care Provider (PCP) Capacities**

SoonerCare Program	Total Capacity	% of Capacity Used
SoonerCare Choice	7,650	53.07%
Insure Oklahoma IP	2,930	1.57%

Total Capacity represents the maximum number of members that PCPs request to have assigned within OHCA's limit. Panels on hold status are excluded from the capacity calculation.

**Provider Network by Program**



**Acronyms**

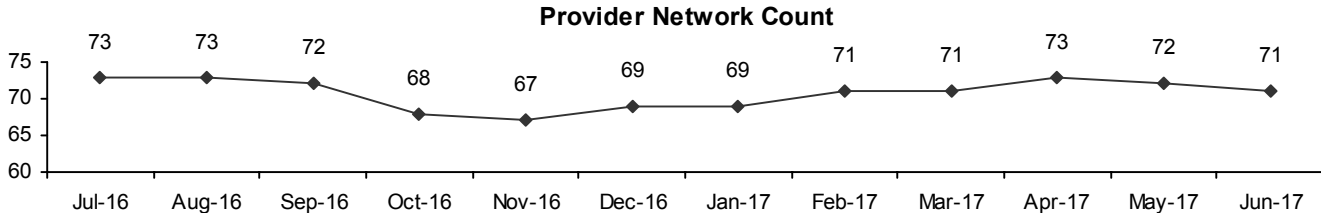
- DDSD - Developmental Disabilities Services Division
- DME - Durable Medical Equipment
- IP - Individual Plan
- I/T/U - Indian Health Service/Tribal/ Urban Indian
- LTC - Long-Term Care
- PCMH - Patient Centered Medical Home
- PCP - Primary Care Provider

# Provider Fast Facts by County

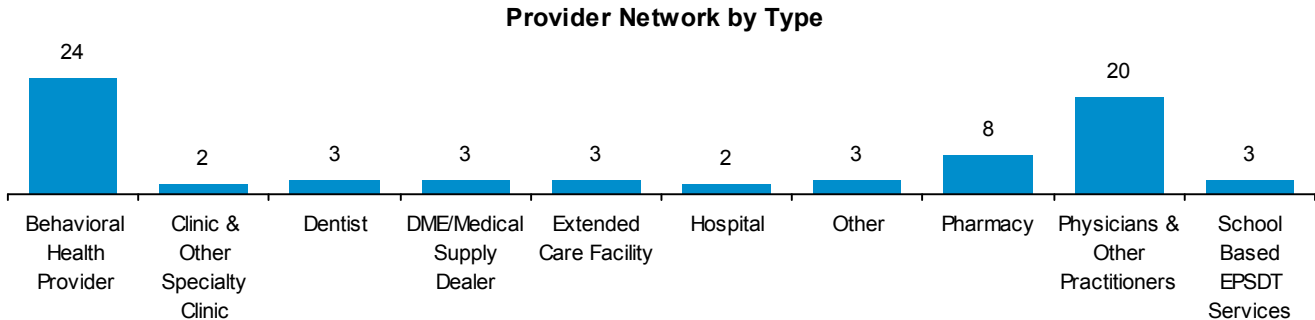
June 2017

## Blaine County

Provider Network is providers who are contracted to provide health care services by locations, programs, types, and specialties. Providers are being counted multiple times if they have multiple locations, programs, types, and/or specialties. The term "contracted" is defined as a provider that was enrolled with Oklahoma SoonerCare within the reporting period, it does not necessarily indicate participation.



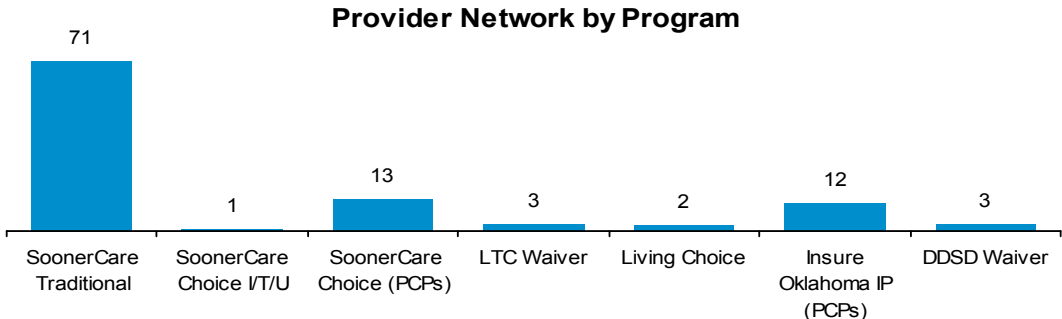
1 Newly Enrolled Provider. The data is based on the new provider IDs added to the system during the reporting month. The effective date of the contract may or may not be in that month.



### Primary Care Provider (PCP) Capacities

SoonerCare Program	Total Capacity	% of Capacity Used
SoonerCare Choice	2,350	47.36%
SoonerCare Choice I/T/U	2,500	0.68%
Insure Oklahoma IP	1,200	1.08%

Total Capacity represents the maximum number of members that PCPs request to have assigned within OHCA's limit. Panels on hold status are excluded from the capacity calculation.



### Acronyms

- DDSD - Developmental Disabilities Services Division
- DME - Durable Medical Equipment
- IP - Individual Plan
- I/T/U - Indian Health Service/Tribal/ Urban Indian
- LTC - Long-Term Care
- PCMH - Patient Centered Medical Home
- PCP - Primary Care Provider

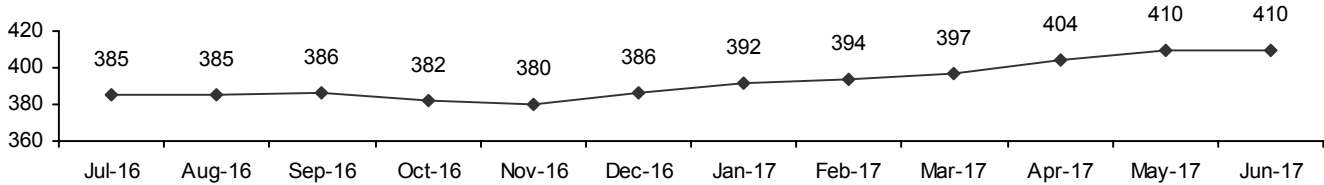
# Provider Fast Facts by County

June 2017

## Bryan County

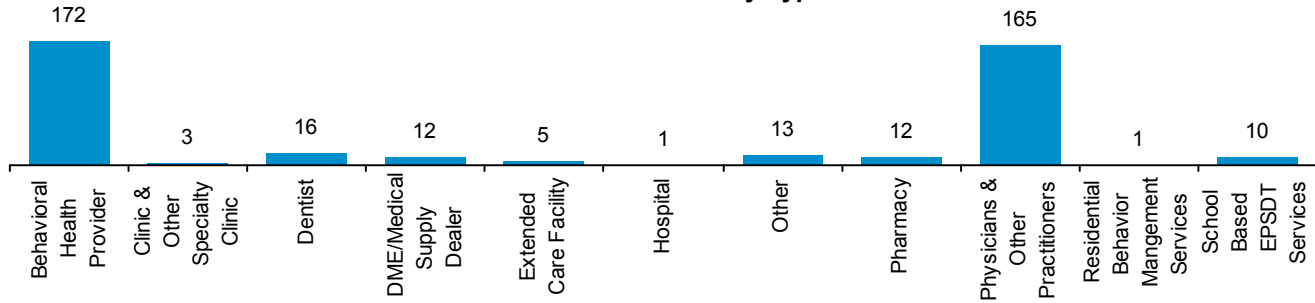
Provider Network is providers who are contracted to provide health care services by locations, programs, types, and specialties. Providers are being counted multiple times if they have multiple locations, programs, types, and/or specialties. The term "contracted" is defined as a provider that was enrolled with Oklahoma SoonerCare within the reporting period, it does not necessarily indicate participation.

**Provider Network Count**



3 Newly Enrolled Provider. The data is based on the new provider IDs added to the system during the reporting month. The effective date of the contract may or may not be in that month.

**Provider Network by Type**

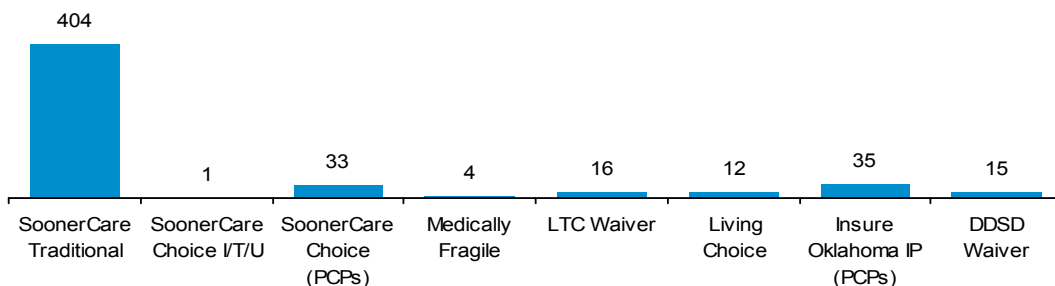


**Primary Care Provider (PCP) Capacities**

SoonerCare Program	Total Capacity	% of Capacity Used
SoonerCare Choice	24,625	33.85%
SoonerCare Choice I/T/U	2,500	9.36%
Insure Oklahoma IP	9,575	0.98%

Total Capacity represents the maximum number of members that PCPs request to have assigned within OHCA's limit. Panels on hold status are excluded from the capacity calculation.

**Provider Network by Program**



**Acronyms**

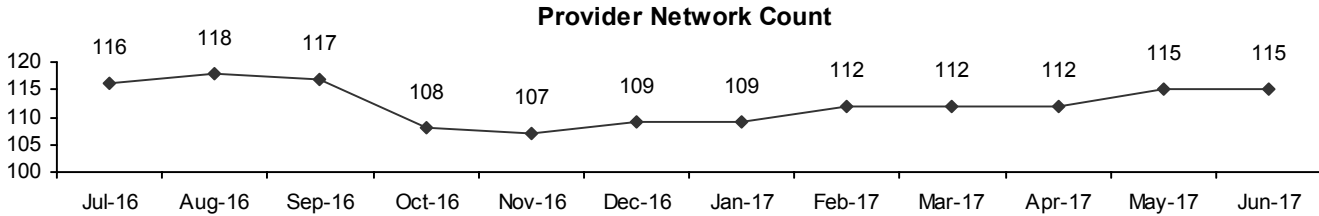
- DDSD - Developmental Disabilities Services Division
- DME - Durable Medical Equipment
- IP - Individual Plan
- I/T/U - Indian Health Service/Tribal/ Urban Indian
- LTC - Long-Term Care
- PCMH - Patient Centered Medical Home
- PCP - Primary Care Provider

# Provider Fast Facts by County

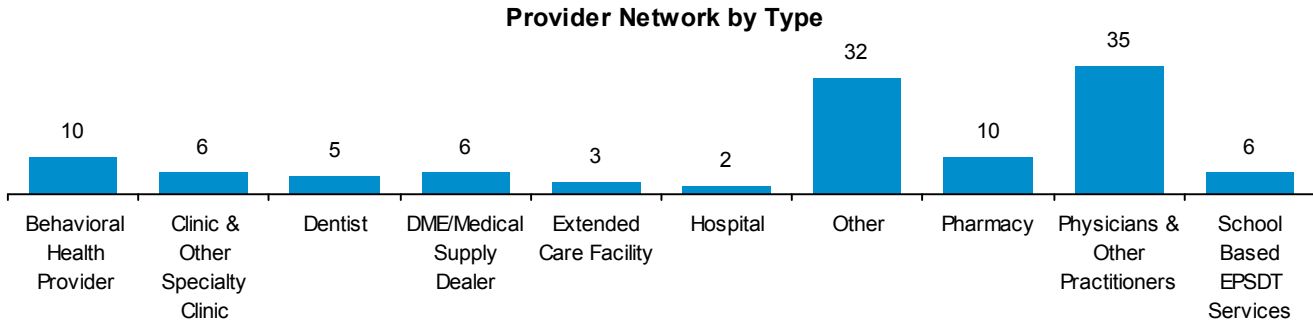
June 2017

## Caddo County

Provider Network is providers who are contracted to provide health care services by locations, programs, types, and specialties. Providers are being counted multiple times if they have multiple locations, programs, types, and/or specialties. The term "contracted" is defined as a provider that was enrolled with Oklahoma SoonerCare within the reporting period, it does not necessarily indicate participation.



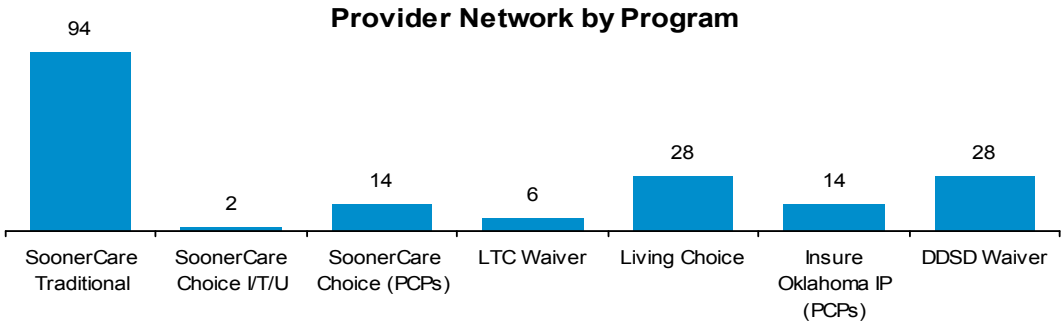
2 Newly Enrolled Provider. The data is based on the new provider IDs added to the system during the reporting month. The effective date of the contract may or may not be in that month.



### Primary Care Provider (PCP) Capacities

SoonerCare Program	Total Capacity	% of Capacity Used
SoonerCare Choice	9,370	24.51%
SoonerCare Choice I/T/U	3,000	11.43%
Insure Oklahoma IP	4,525	0.44%

Total Capacity represents the maximum number of members that PCPs request to have assigned within OHCA's limit. Panels on hold status are excluded from the capacity calculation.



### Acronyms

- DDSD - Developmental Disabilities Services Division
- DME - Durable Medical Equipment
- IP - Individual Plan
- I/T/U - Indian Health Service/Tribal/ Urban Indian
- LTC - Long-Term Care
- PCMH - Patient Centered Medical Home
- PCP - Primary Care Provider

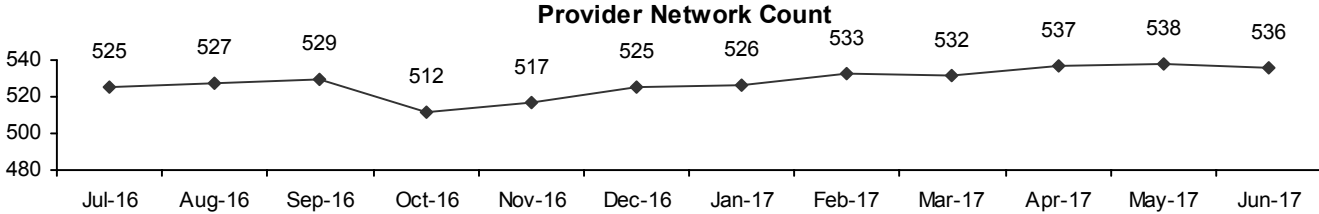


# Provider Fast Facts by County

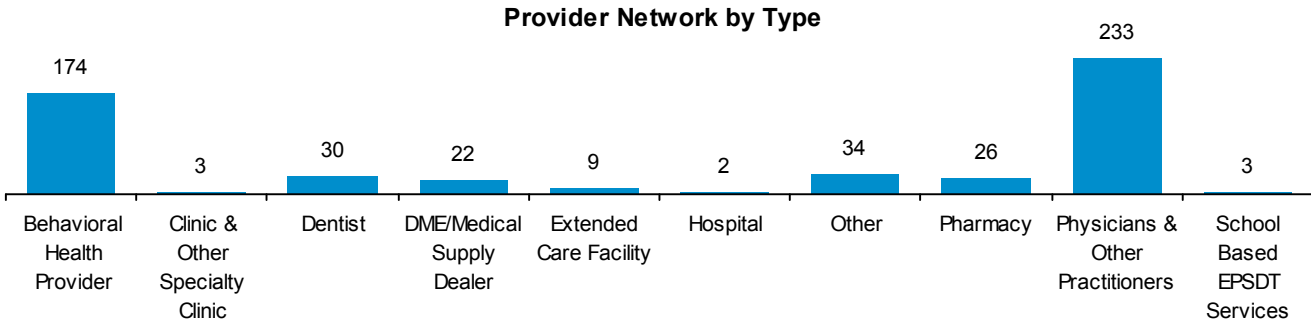
June 2017

## Canadian County

Provider Network is providers who are contracted to provide health care services by locations, programs, types, and specialties. Providers are being counted multiple times if they have multiple locations, programs, types, and/or specialties. The term "contracted" is defined as a provider that was enrolled with Oklahoma SoonerCare within the reporting period, it does not necessarily indicate participation.



8 Newly Enrolled Provider. The data is based on the new provider IDs added to the system during the reporting month. The effective date of the contract may or may not be in that month.

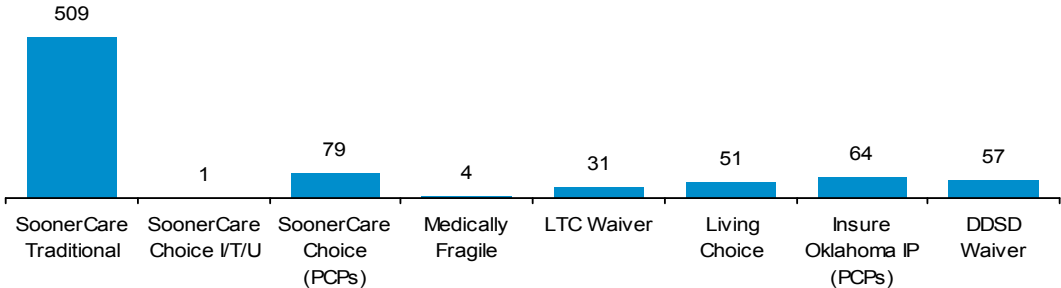


### Primary Care Provider (PCP) Capacities

SoonerCare Program	Total Capacity	% of Capacity Used
SoonerCare Choice	25,600	45.85%
SoonerCare Choice I/T/U	2,500	4.24%
Insure Oklahoma IP	9,050	1.10%

Total Capacity represents the maximum number of members that PCPs request to have assigned within OHCA's limit. Panels on hold status are excluded from the capacity calculation.

### Provider Network by Program



### Acronyms

- DDSD - Developmental Disabilities Services Division
- DME - Durable Medical Equipment
- IP - Individual Plan
- I/T/U - Indian Health Service/Tribal/ Urban Indian
- LTC - Long-Term Care
- PCMH - Patient Centered Medical Home
- PCP - Primary Care Provider

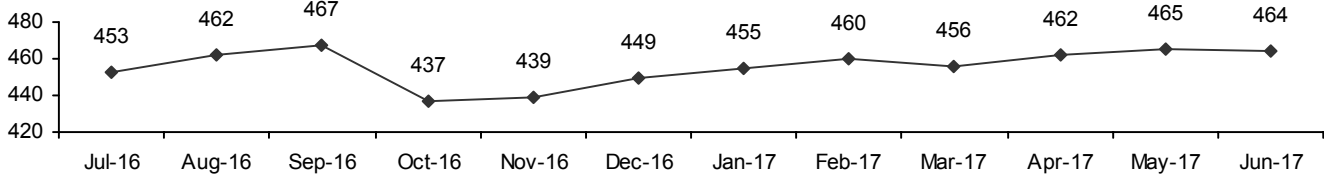
# Provider Fast Facts by County

June 2017

## Carter County

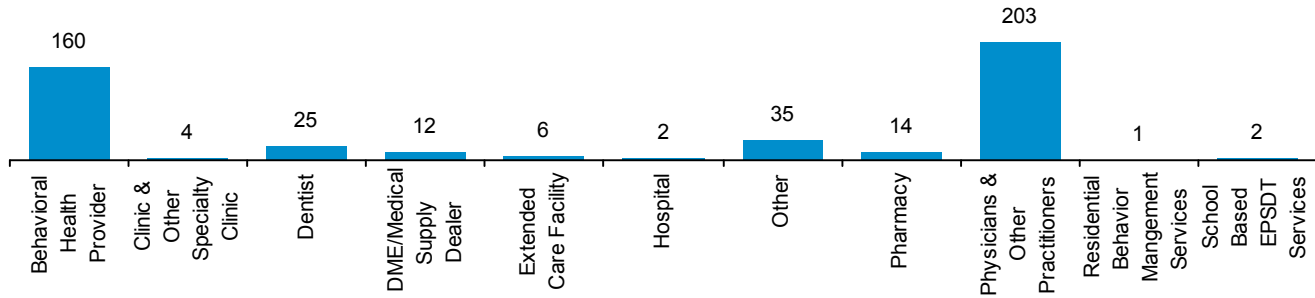
Provider Network is providers who are contracted to provide health care services by locations, programs, types, and specialties. Providers are being counted multiple times if they have multiple locations, programs, types, and/or specialties. The term "contracted" is defined as a provider that was enrolled with Oklahoma SoonerCare within the reporting period, it does not necessarily indicate participation.

**Provider Network Count**



2 Newly Enrolled Provider. The data is based on the new provider IDs added to the system during the reporting month. The effective date of the contract may or may not be in that month.

**Provider Network by Type**

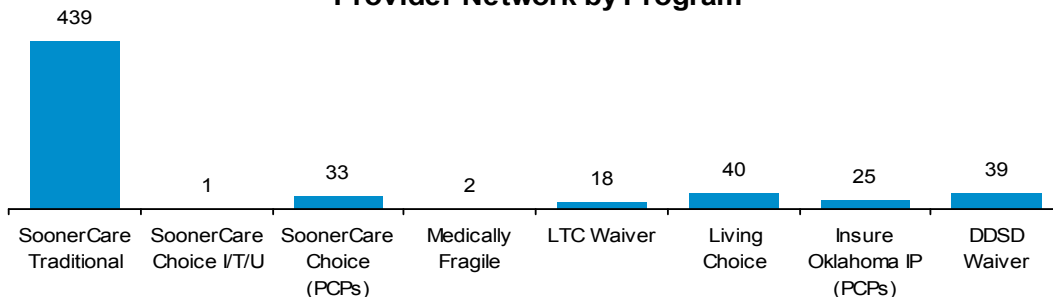


**Primary Care Provider (PCP) Capacities**

SoonerCare Program	Total Capacity	% of Capacity Used
SoonerCare Choice	22,300	41.82%
SoonerCare Choice I/T/U	500	40.00%
Insure Oklahoma IP	7,050	0.81%

Total Capacity represents the maximum number of members that PCPs request to have assigned within OHCA's limit. Panels on hold status are excluded from the capacity calculation.

**Provider Network by Program**



**Acronyms**

- DDSD - Developmental Disabilities Services Division
- DME - Durable Medical Equipment
- IP - Individual Plan
- I/T/U - Indian Health Service/Tribal/ Urban Indian
- LTC - Long-Term Care
- PCMH - Patient Centered Medical Home
- PCP - Primary Care Provider

# Provider Fast Facts by County

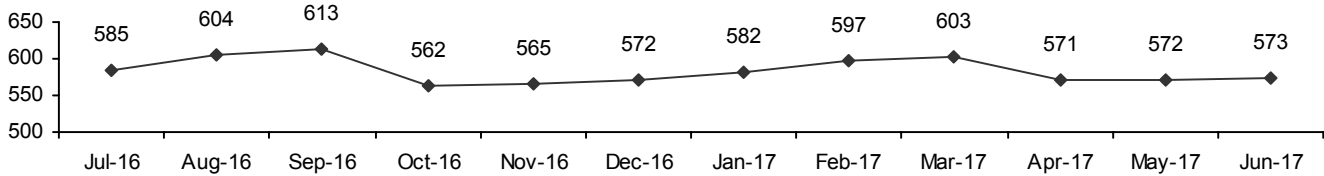
June 2017



## Cherokee County

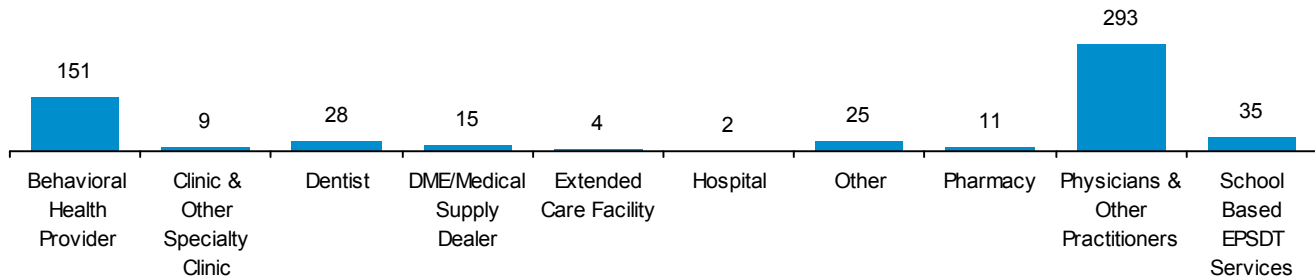
Provider Network is providers who are contracted to provide health care services by locations, programs, types, and specialties. Providers are being counted multiple times if they have multiple locations, programs, types, and/or specialties. The term "contracted" is defined as a provider that was enrolled with Oklahoma SoonerCare within the reporting period, it does not necessarily indicate participation.

**Provider Network Count**



2 Newly Enrolled Provider. The data is based on the new provider IDs added to the system during the reporting month. The effective date of the contract may or may not be in that month.

**Provider Network by Type**

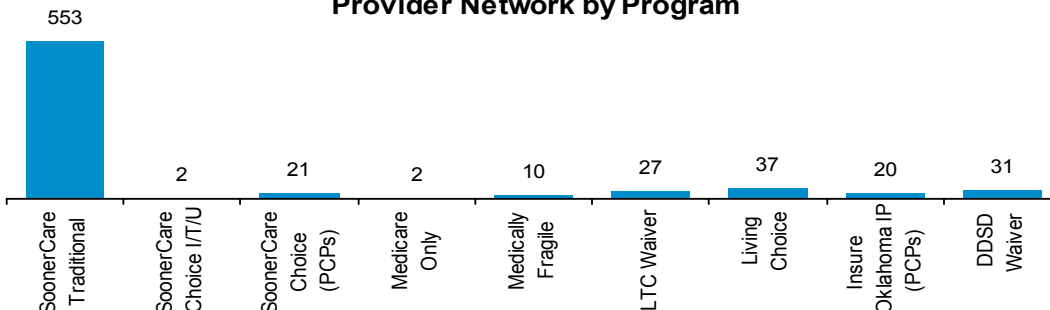


**Primary Care Provider (PCP) Capacities**

SoonerCare Program	Total Capacity	% of Capacity Used
SoonerCare Choice	17,400	40.29%
SoonerCare Choice I/T/U	2,000	67.00%
Insure Oklahoma IP	12,000	0.33%

Total Capacity represents the maximum number of members that PCPs request to have assigned within OHCA's limit. Panels on hold status are excluded from the capacity calculation.

**Provider Network by Program**



**Acronyms**

- DDSD - Developmental Disabilities Services Division
- DME - Durable Medical Equipment
- IP - Individual Plan
- I/T/U - Indian Health Service/Tribal/ Urban Indian
- LTC - Long-Term Care
- PCMH - Patient Centered Medical Home
- PCP - Primary Care Provider

# Provider Fast Facts by County

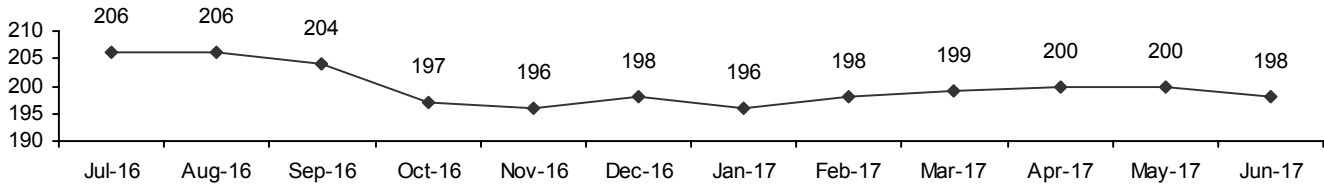
June 2017



## Choctaw County

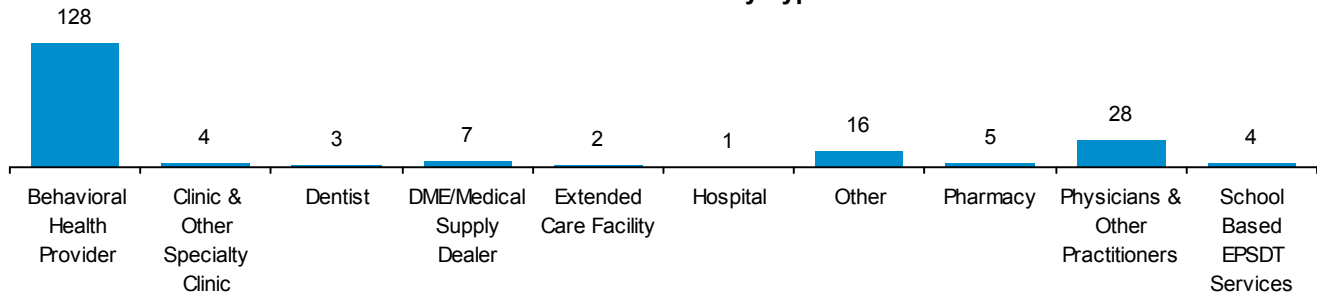
Provider Network is providers who are contracted to provide health care services by locations, programs, types, and specialties. Providers are being counted multiple times if they have multiple locations, programs, types, and/or specialties. The term "contracted" is defined as a provider that was enrolled with Oklahoma SoonerCare within the reporting period, it does not necessarily indicate participation.

**Provider Network Count**



1 Newly Enrolled Provider. The data is based on the new provider IDs added to the system during the reporting month. The effective date of the contract may or may not be in that month.

**Provider Network by Type**

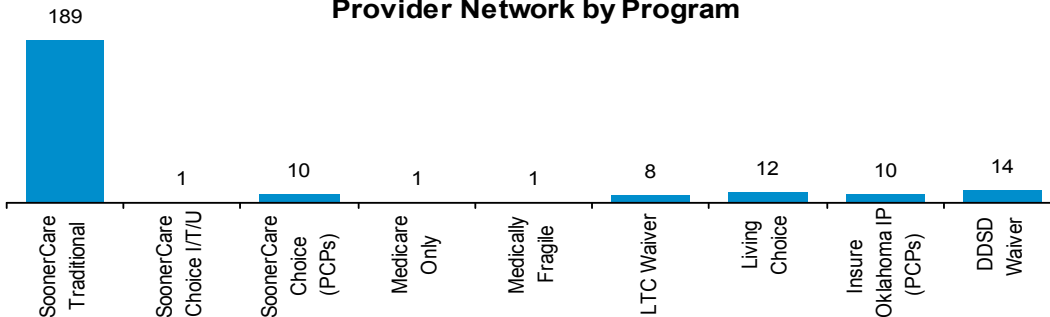


**Primary Care Provider (PCP) Capacities**

SoonerCare Program	Total Capacity	% of Capacity Used
SoonerCare Choice	16,100	15.55%
SoonerCare Choice I/T/U	1,250	4.08%
Insure Oklahoma IP	6,450	0.29%

Total Capacity represents the maximum number of members that PCPs request to have assigned within OHCA's limit. Panels on hold status are excluded from the capacity calculation.

**Provider Network by Program**



**Acronyms**

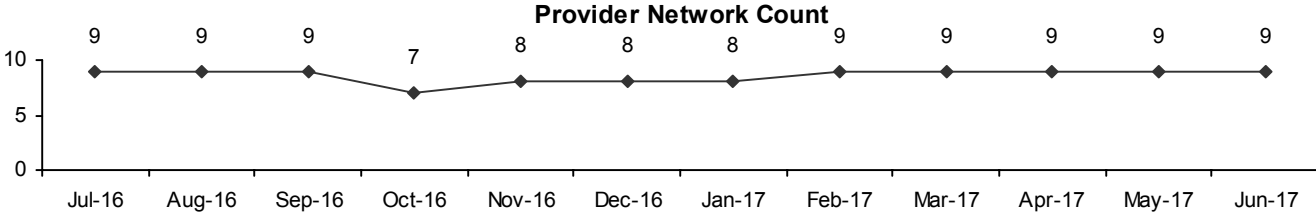
- DDSD - Developmental Disabilities Services Division
- DME - Durable Medical Equipment
- IP - Individual Plan
- I/T/U - Indian Health Service/Tribal/ Urban Indian
- LTC - Long-Term Care
- PCMH - Patient Centered Medical Home
- PCP - Primary Care Provider

# Provider Fast Facts by County

June 2017

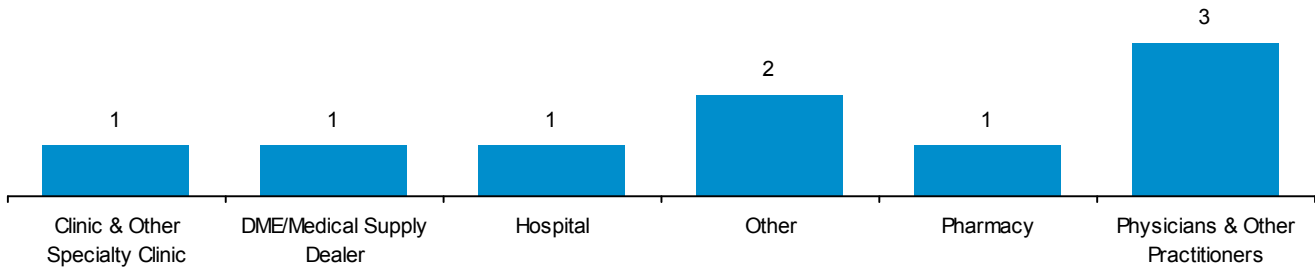
## Cimarron County

Provider Network is providers who are contracted to provide health care services by locations, programs, types, and specialties. Providers are being counted multiple times if they have multiple locations, programs, types, and/or specialties. The term "contracted" is defined as a provider that was enrolled with Oklahoma SoonerCare within the reporting period, it does not necessarily indicate participation.



0 Newly Enrolled Provider. The data is based on the new provider IDs added to the system during the reporting month. The effective date of the contract may or may not be in that month.

### Provider Network by Type

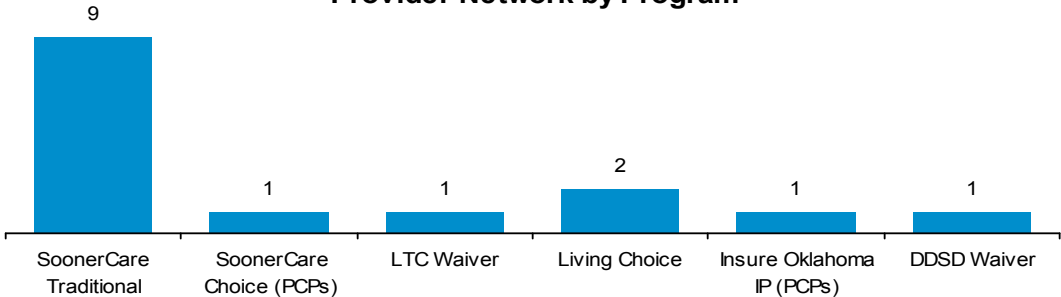


### Primary Care Provider (PCP) Capacities

SoonerCare Program	Total Capacity	% of Capacity Used
SoonerCare Choice	2,500	10.36%
Insure Oklahoma IP	200	1.50%

Total Capacity represents the maximum number of members that PCPs request to have assigned within OHCA's limit. Panels on hold status are excluded from the capacity calculation.

### Provider Network by Program



### Acronyms

- DDSD - Developmental Disabilities Services Division
- DME - Durable Medical Equipment
- IP - Individual Plan
- I/T/U - Indian Health Service/Tribal/ Urban Indian
- LTC - Long-Term Care
- PCMH - Patient Centered Medical Home
- PCP - Primary Care Provider

# Provider Fast Facts by County

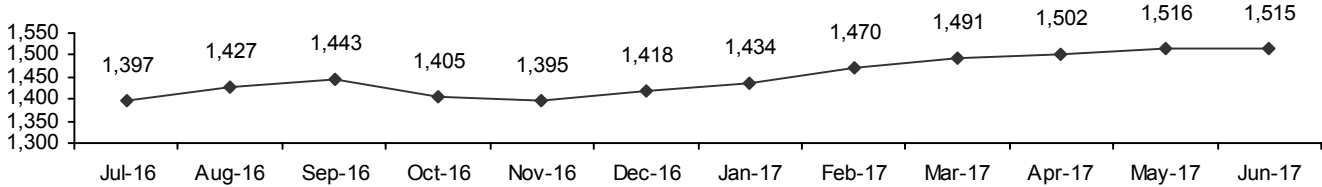
June 2017



## Cleveland County

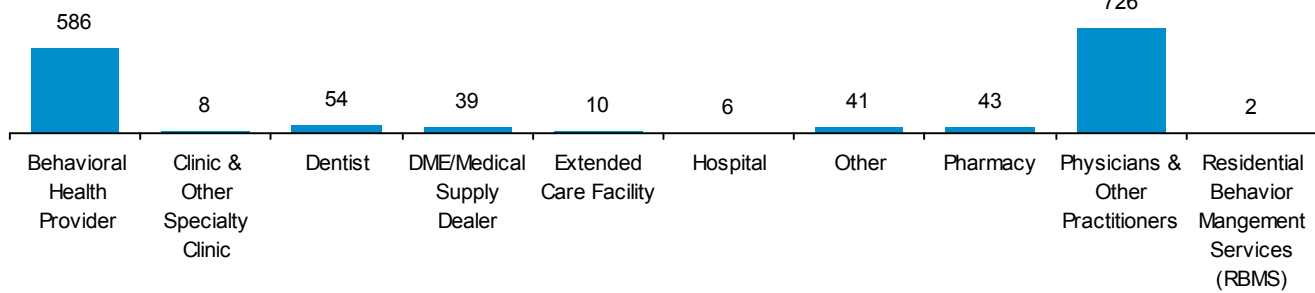
Provider Network is providers who are contracted to provide health care services by locations, programs, types, and specialties. Providers are being counted multiple times if they have multiple locations, programs, types, and/or specialties. The term "contracted" is defined as a provider that was enrolled with Oklahoma SoonerCare within the reporting period, it does not necessarily indicate participation.

**Provider Network Count**



16 Newly Enrolled Provider. The data is based on the new provider IDs added to the system during the reporting month. The effective date of the contract may or may not be in that month.

**Provider Network by Type**

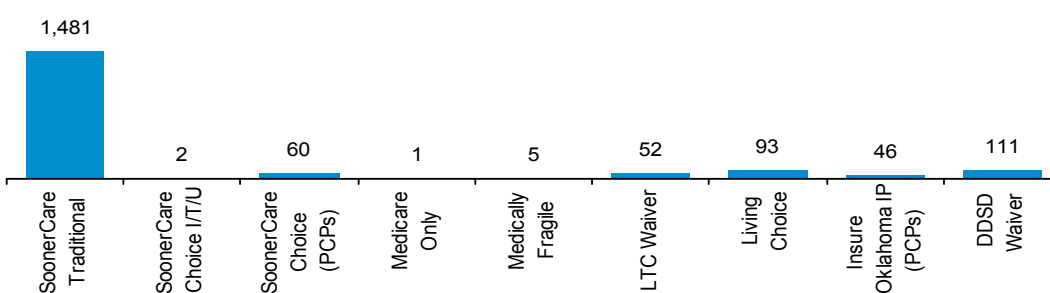


**Primary Care Provider (PCP) Capacities**

SoonerCare Program	Total Capacity	% of Capacity Used
SoonerCare Choice	41,440	46.88%
SoonerCare Choice I/T/U	3,500	11.71%
Insure Oklahoma IP	7,483	2.11%

Total Capacity represents the maximum number of members that PCPs request to have assigned within OHCA's limit. Panels on hold status are excluded from the capacity calculation.

**Provider Network by Program**



**Acronyms**

- DDSD - Developmental Disabilities Services Division
- DME - Durable Medical Equipment
- IP - Individual Plan
- I/T/U - Indian Health Service/Tribal/ Urban Indian
- LTC - Long-Term Care
- PCMH - Patient Centered Medical Home
- PCP - Primary Care Provider

# Provider Fast Facts by County

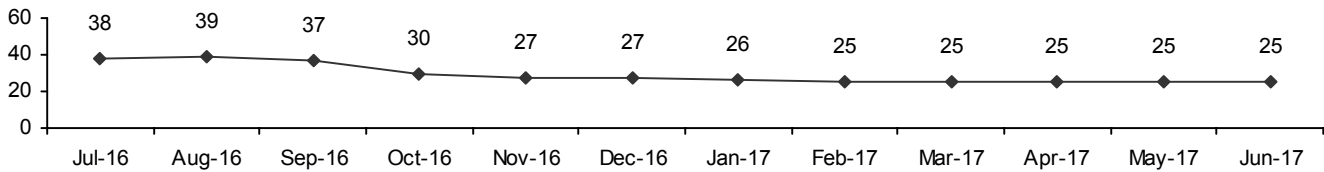
June 2017



## Coal County

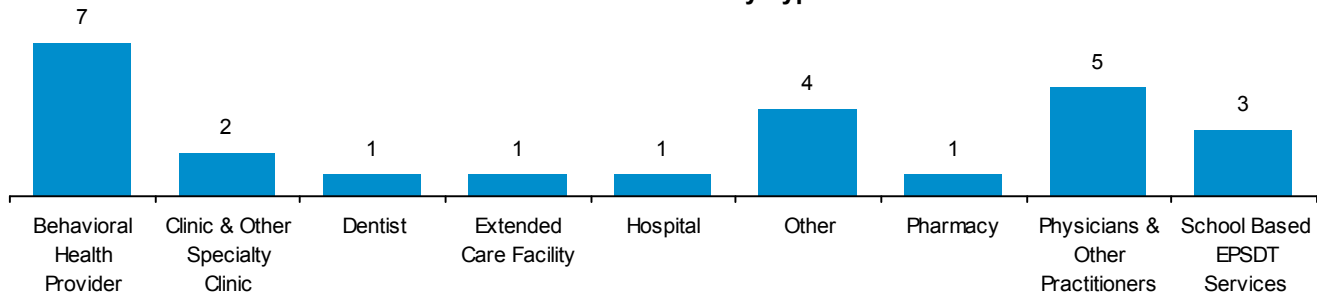
Provider Network is providers who are contracted to provide health care services by locations, programs, types, and specialties. Providers are being counted multiple times if they have multiple locations, programs, types, and/or specialties. The term "contracted" is defined as a provider that was enrolled with Oklahoma SoonerCare within the reporting period, it does not necessarily indicate participation.

**Provider Network Count**



0 Newly Enrolled Provider. The data is based on the new provider IDs added to the system during the reporting month. The effective date of the contract may or may not be in that month.

**Provider Network by Type**

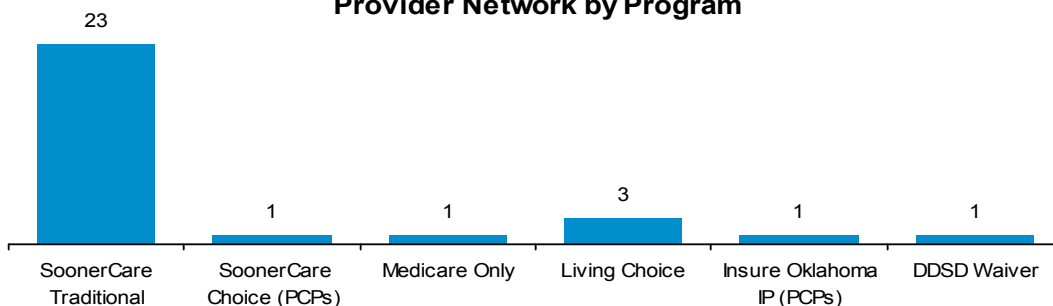


**Primary Care Provider (PCP) Capacities**

SoonerCare Program	Total Capacity	% of Capacity Used
SoonerCare Choice	9,500	7.03%
Insure Oklahoma IP	1,750	1.09%

Total Capacity represents the maximum number of members that PCPs request to have assigned within OHCA's limit. Panels on hold status are excluded from the capacity calculation.

**Provider Network by Program**



**Acronyms**

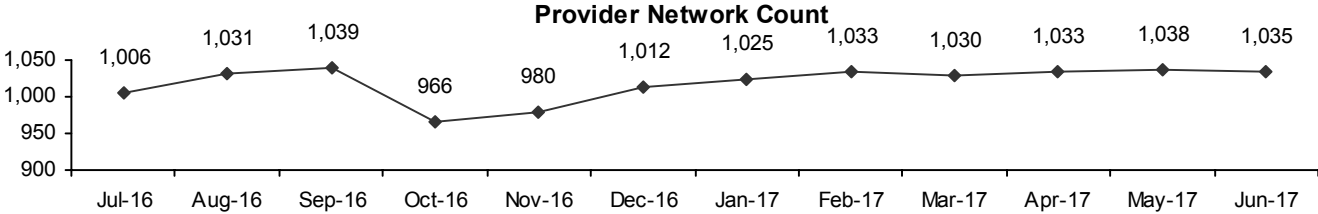
- DDSD - Developmental Disabilities Services Division
- DME - Durable Medical Equipment
- IP - Individual Plan
- I/T/U - Indian Health Service/Tribal/ Urban Indian
- LTC - Long-Term Care
- PCMH - Patient Centered Medical Home
- PCP - Primary Care Provider

# Provider Fast Facts by County

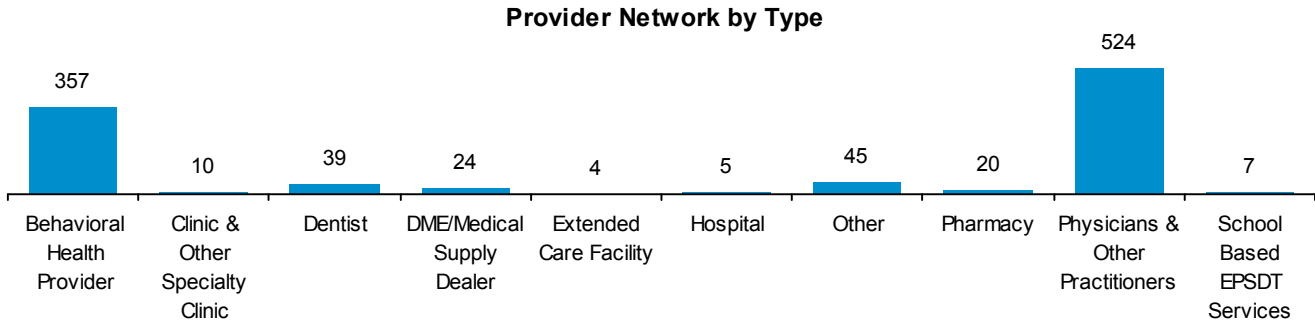
June 2017

## Comanche County

Provider Network is providers who are contracted to provide health care services by locations, programs, types, and specialties. Providers are being counted multiple times if they have multiple locations, programs, types, and/or specialties. The term "contracted" is defined as a provider that was enrolled with Oklahoma SoonerCare within the reporting period, it does not necessarily indicate participation.



6 Newly Enrolled Provider. The data is based on the new provider IDs added to the system during the reporting month. The effective date of the contract may or may not be in that month.

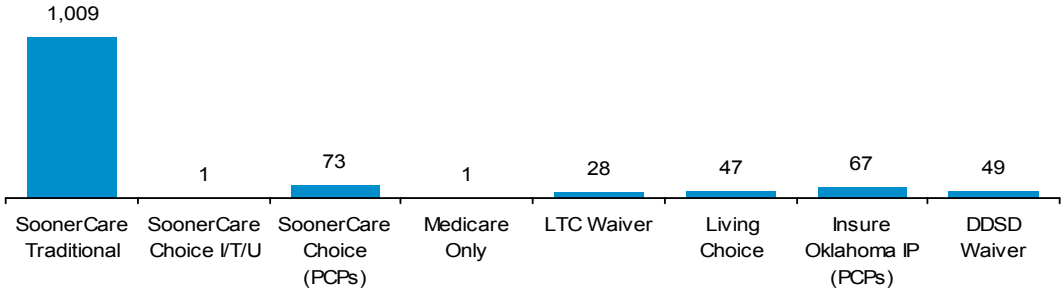


### Primary Care Provider (PCP) Capacities

SoonerCare Program	Total Capacity	% of Capacity Used
SoonerCare Choice	29,940	48.73%
SoonerCare Choice I/T/U	2,500	39.40%
Insure Oklahoma IP	7,401	1.04%

Total Capacity represents the maximum number of members that PCPs request to have assigned within OHCA's limit. Panels on hold status are excluded from the capacity calculation.

### Provider Network by Program



### Acronyms

- DDSD - Developmental Disabilities Services Division
- DME - Durable Medical Equipment
- IP - Individual Plan
- I/T/U - Indian Health Service/Tribal/ Urban Indian
- LTC - Long-Term Care
- PCMH - Patient Centered Medical Home
- PCP - Primary Care Provider

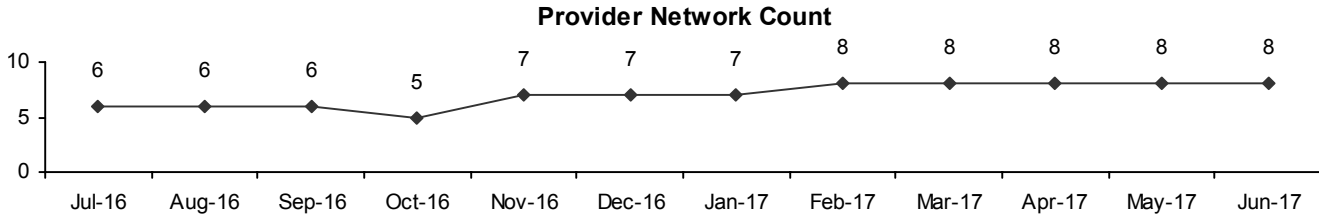


# Provider Fast Facts by County

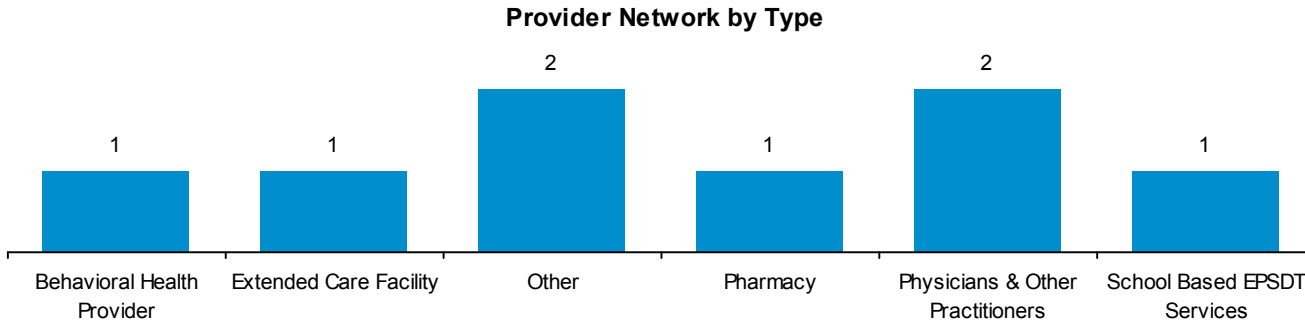
June 2017

## Cotton County

Provider Network is providers who are contracted to provide health care services by locations, programs, types, and specialties. Providers are being counted multiple times if they have multiple locations, programs, types, and/or specialties. The term "contracted" is defined as a provider that was enrolled with Oklahoma SoonerCare within the reporting period, it does not necessarily indicate participation.



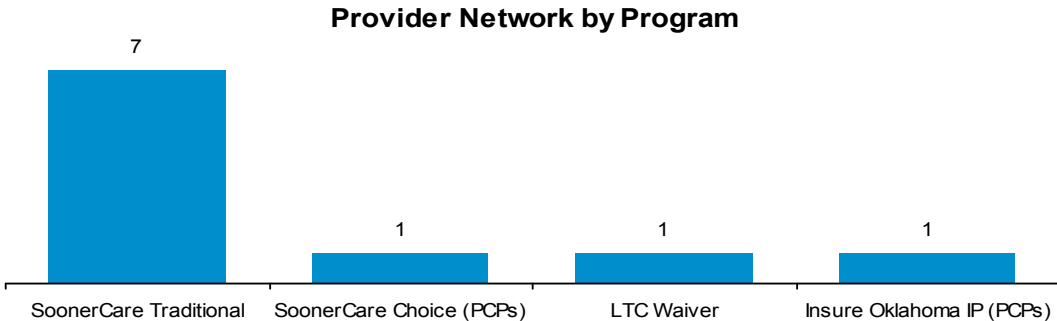
0 Newly Enrolled Provider. The data is based on the new provider IDs added to the system during the reporting month. The effective date of the contract may or may not be in that month.



### Primary Care Provider (PCP) Capacities

SoonerCare Program	Total Capacity	% of Capacity Used
Insure Oklahoma IP	1,400	0.14%

Total Capacity represents the maximum number of members that PCPs request to have assigned within OHCA's limit. Panels on hold status are excluded from the capacity calculation.



### Acronyms

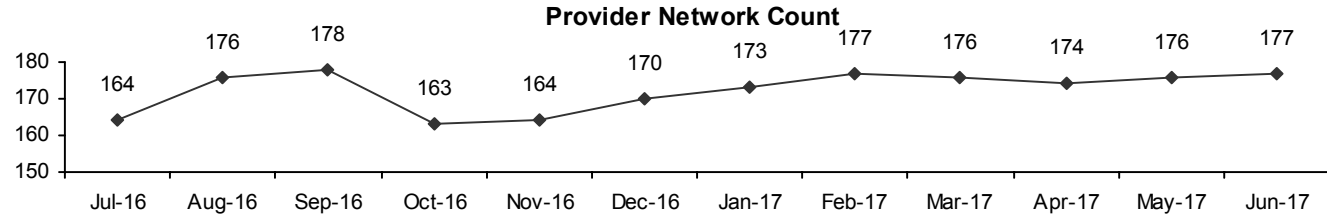
- DDSD - Developmental Disabilities Services Division
- DME - Durable Medical Equipment
- IP - Individual Plan
- I/T/U - Indian Health Service/Tribal/ Urban Indian
- LTC - Long-Term Care
- PCMH - Patient Centered Medical Home
- PCP - Primary Care Provider

# Provider Fast Facts by County

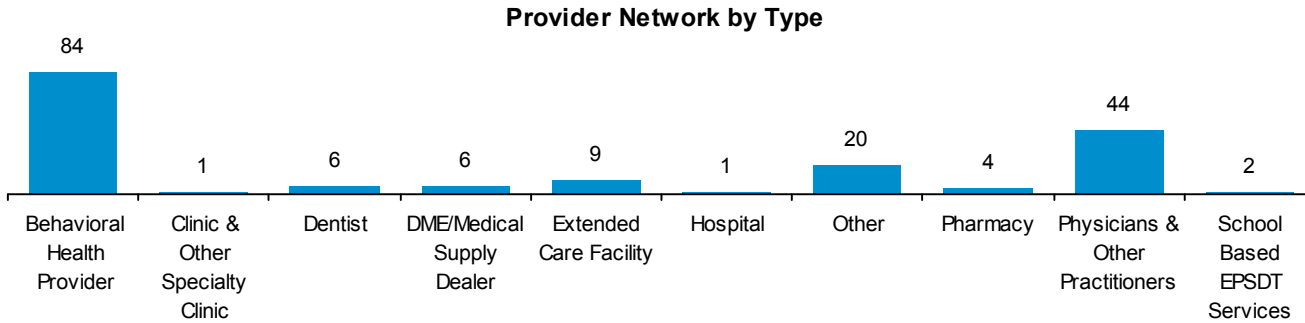
June 2017

## Craig County

Provider Network is providers who are contracted to provide health care services by locations, programs, types, and specialties. Providers are being counted multiple times if they have multiple locations, programs, types, and/or specialties. The term "contracted" is defined as a provider that was enrolled with Oklahoma SoonerCare within the reporting period, it does not necessarily indicate participation.



1 Newly Enrolled Provider. The data is based on the new provider IDs added to the system during the reporting month. The effective date of the contract may or may not be in that month.

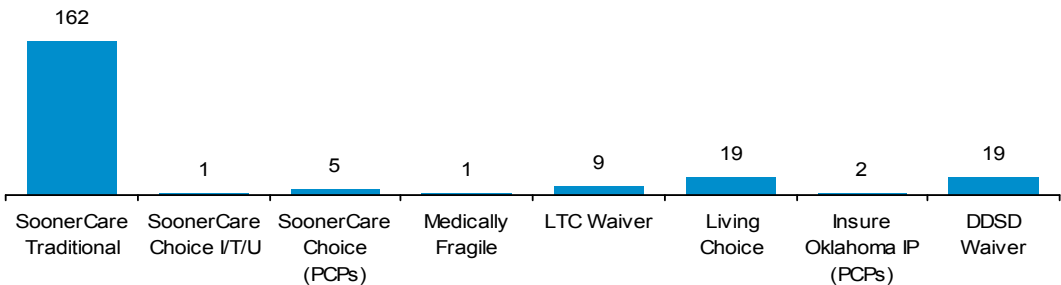


### Primary Care Provider (PCP) Capacities

SoonerCare Program	Total Capacity	% of Capacity Used
SoonerCare Choice	4,200	41.69%
SoonerCare Choice I/T/U	2,500	12.64%
Insure Oklahoma IP	650	2.77%

Total Capacity represents the maximum number of members that PCPs request to have assigned within OHCA's limit. Panels on hold status are excluded from the capacity calculation.

### Provider Network by Program



### Acronyms

- DDSD - Developmental Disabilities Services Division
- DME - Durable Medical Equipment
- IP - Individual Plan
- I/T/U - Indian Health Service/Tribal/ Urban Indian
- LTC - Long-Term Care
- PCMH - Patient Centered Medical Home
- PCP - Primary Care Provider

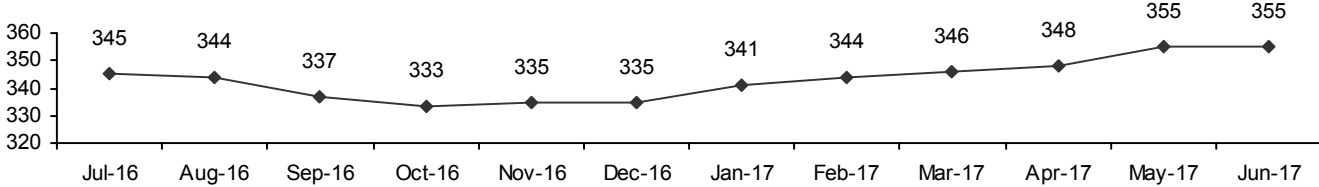
# Provider Fast Facts by County

June 2017

## Creek County

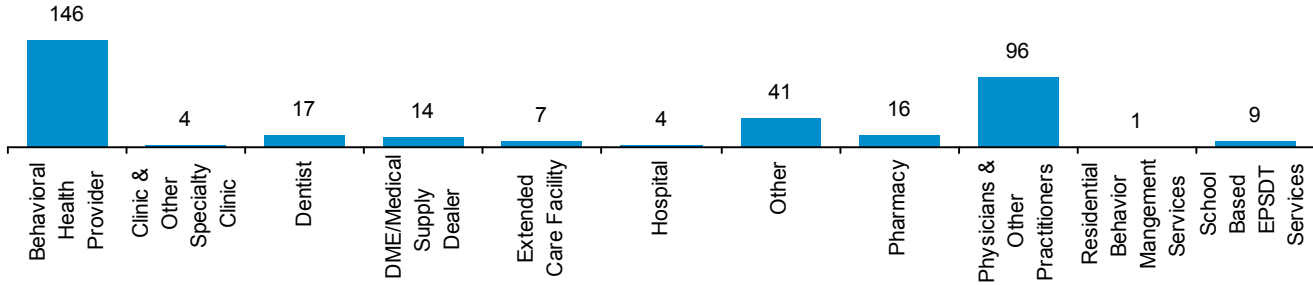
Provider Network is providers who are contracted to provide health care services by locations, programs, types, and specialties. Providers are being counted multiple times if they have multiple locations, programs, types, and/or specialties. The term "contracted" is defined as a provider that was enrolled with Oklahoma SoonerCare within the reporting period, it does not necessarily indicate participation.

**Provider Network Count**



3 Newly Enrolled Provider. The data is based on the new provider IDs added to the system during the reporting month. The effective date of the contract may or may not be in that month.

**Provider Network by Type**

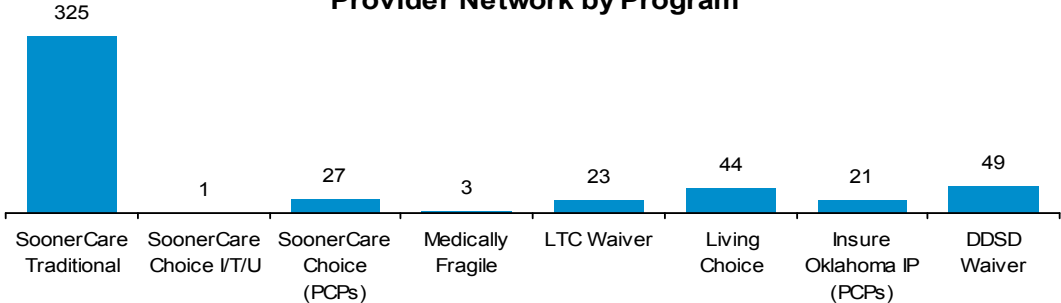


**Primary Care Provider (PCP) Capacities**

SoonerCare Program	Total Capacity	% of Capacity Used
SoonerCare Choice	19,245	35.90%
SoonerCare Choice I/T/U	800	16.13%
Insure Oklahoma IP	12,985	0.54%

Total Capacity represents the maximum number of members that PCPs request to have assigned within OHCA's limit. Panels on hold status are excluded from the capacity calculation.

**Provider Network by Program**



**Acronyms**

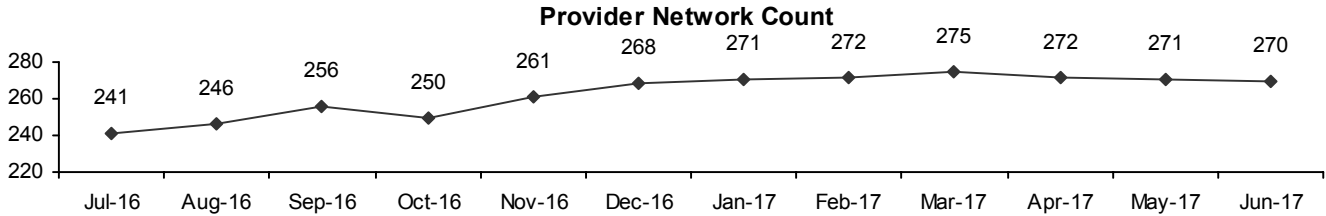
- DDSD - Developmental Disabilities Services Division
- DME - Durable Medical Equipment
- IP - Individual Plan
- I/T/U - Indian Health Service/Tribal/ Urban Indian
- LTC - Long-Term Care
- PCMH - Patient Centered Medical Home
- PCP - Primary Care Provider

# Provider Fast Facts by County

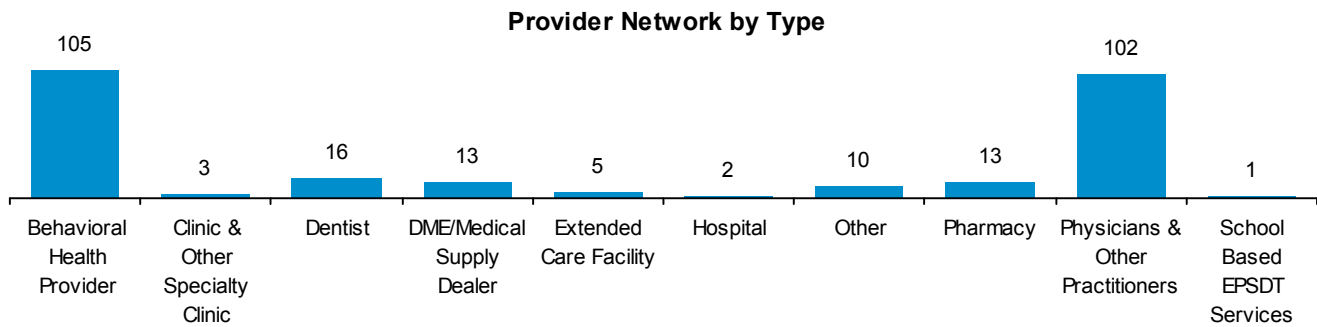
June 2017

## Custer County

Provider Network is providers who are contracted to provide health care services by locations, programs, types, and specialties. Providers are being counted multiple times if they have multiple locations, programs, types, and/or specialties. The term "contracted" is defined as a provider that was enrolled with Oklahoma SoonerCare within the reporting period, it does not necessarily indicate participation.



1 Newly Enrolled Provider. The data is based on the new provider IDs added to the system during the reporting month. The effective date of the contract may or may not be in that month.

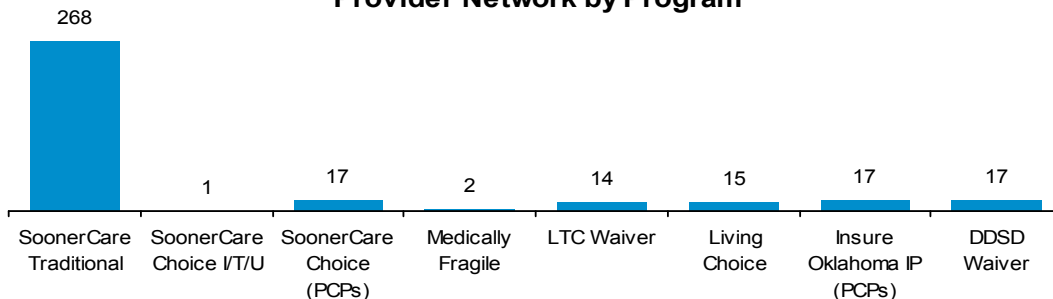


### Primary Care Provider (PCP) Capacities

SoonerCare Program	Total Capacity	% of Capacity Used
SoonerCare Choice	5,075	72.32%
SoonerCare Choice I/T/U	2,500	14.32%
Insure Oklahoma IP	3,075	0.98%

Total Capacity represents the maximum number of members that PCPs request to have assigned within OHCA's limit. Panels on hold status are excluded from the capacity calculation.

### Provider Network by Program



### Acronyms

- DDSD - Developmental Disabilities Services Division
- DME - Durable Medical Equipment
- IP - Individual Plan
- I/T/U - Indian Health Service/Tribal/ Urban Indian
- LTC - Long-Term Care
- PCMH - Patient Centered Medical Home
- PCP - Primary Care Provider

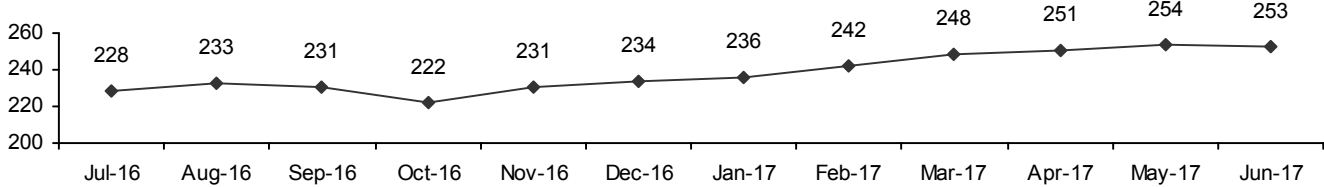
# Provider Fast Facts by County

June 2017

## Delaware County

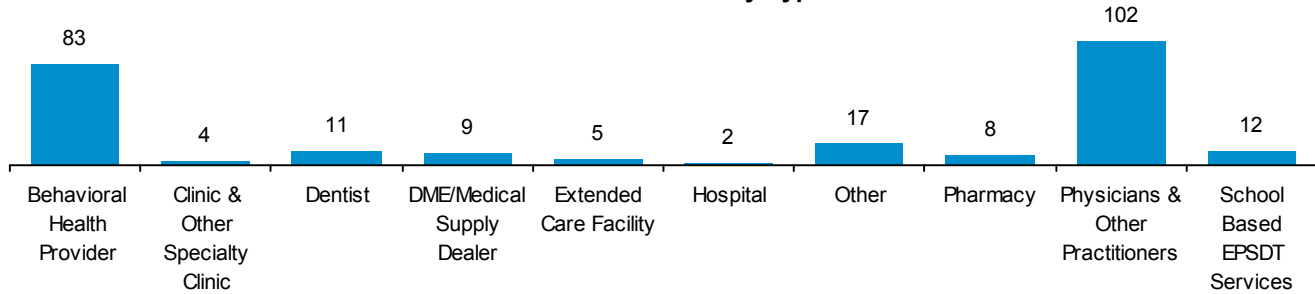
Provider Network is providers who are contracted to provide health care services by locations, programs, types, and specialties. Providers are being counted multiple times if they have multiple locations, programs, types, and/or specialties. The term "contracted" is defined as a provider that was enrolled with Oklahoma SoonerCare within the reporting period, it does not necessarily indicate participation.

**Provider Network Count**



2 Newly Enrolled Provider. The data is based on the new provider IDs added to the system during the reporting month. The effective date of the contract may or may not be in that month.

**Provider Network by Type**

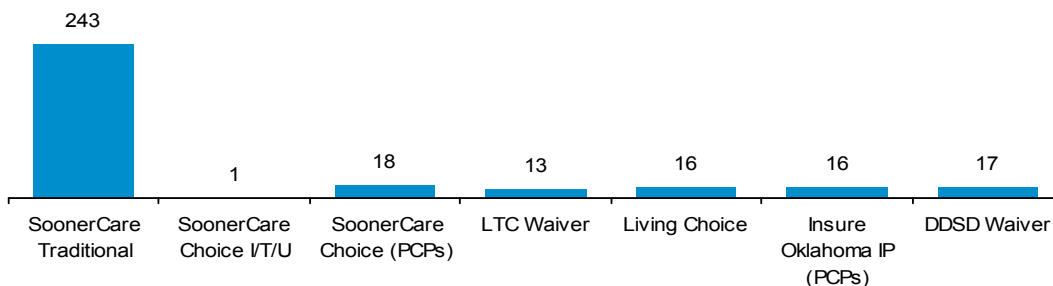


**Primary Care Provider (PCP) Capacities**

SoonerCare Program	Total Capacity	% of Capacity Used
SoonerCare Choice	17,250	31.21%
SoonerCare Choice I/T/U	2,500	4.24%
Insure Oklahoma IP	4,150	1.37%

Total Capacity represents the maximum number of members that PCPs request to have assigned within OHCA's limit. Panels on hold status are excluded from the capacity calculation.

**Provider Network by Program**



**Acronyms**

- DDSD - Developmental Disabilities Services Division
- DME - Durable Medical Equipment
- IP - Individual Plan
- I/T/U - Indian Health Service/Tribal/ Urban Indian
- LTC - Long-Term Care
- PCMH - Patient Centered Medical Home
- PCP - Primary Care Provider

# Provider Fast Facts by County

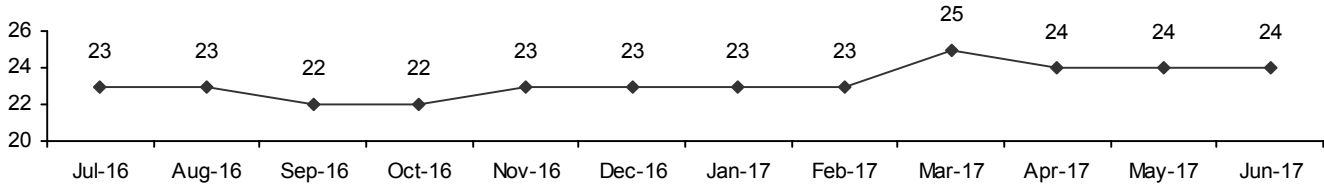
June 2017



## Dewey County

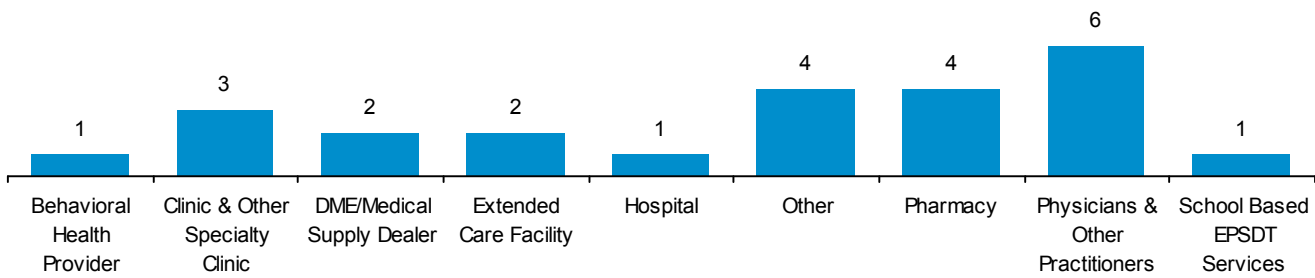
Provider Network is providers who are contracted to provide health care services by locations, programs, types, and specialties. Providers are being counted multiple times if they have multiple locations, programs, types, and/or specialties. The term "contracted" is defined as a provider that was enrolled with Oklahoma SoonerCare within the reporting period, it does not necessarily indicate participation.

**Provider Network Count**



0 Newly Enrolled Provider. The data is based on the new provider IDs added to the system during the reporting month. The effective date of the contract may or may not be in that month.

**Provider Network by Type**

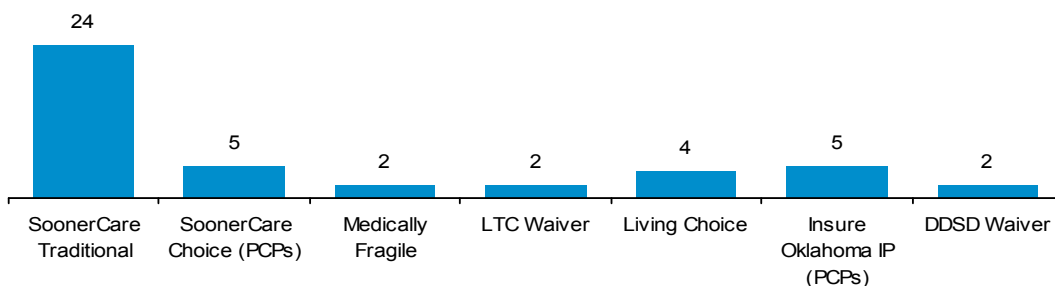


**Primary Care Provider (PCP) Capacities**

SoonerCare Program	Total Capacity	% of Capacity Used
SoonerCare Choice	200	74.50%
Insure Oklahoma IP	100	1.00%

Total Capacity represents the maximum number of members that PCPs request to have assigned within OHCA's limit. Panels on hold status are excluded from the capacity calculation.

**Provider Network by Program**



**Acronyms**

- DDSD - Developmental Disabilities Services Division
- DME - Durable Medical Equipment
- IP - Individual Plan
- I/T/U - Indian Health Service/Tribal/ Urban Indian
- LTC - Long-Term Care
- PCMH - Patient Centered Medical Home
- PCP - Primary Care Provider

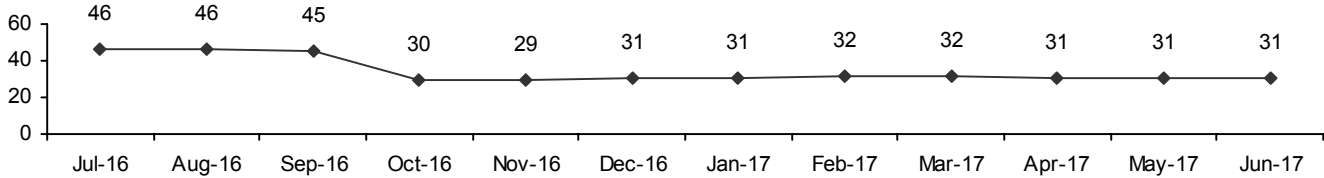
# Provider Fast Facts by County

June 2017

## Ellis County

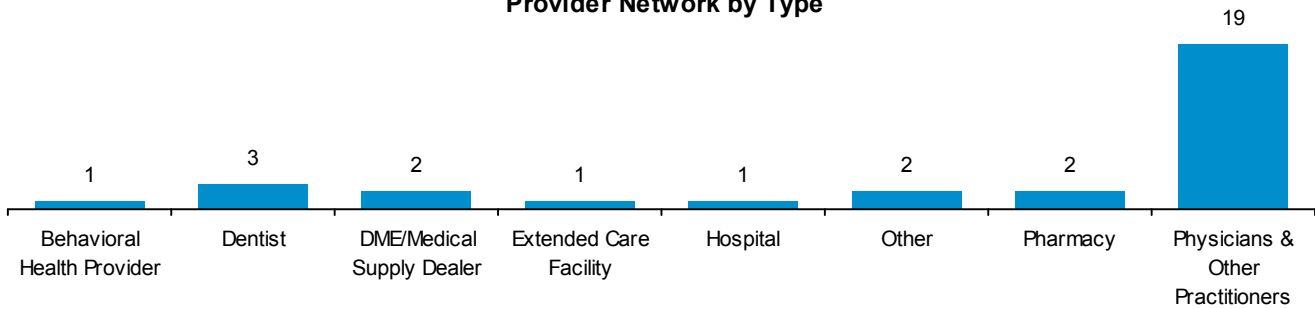
Provider Network is providers who are contracted to provide health care services by locations, programs, types, and specialties. Providers are being counted multiple times if they have multiple locations, programs, types, and/or specialties. The term "contracted" is defined as a provider that was enrolled with Oklahoma SoonerCare within the reporting period, it does not necessarily indicate participation.

**Provider Network Count**



0 Newly Enrolled Provider. The data is based on the new provider IDs added to the system during the reporting month. The effective date of the contract may or may not be in that month.

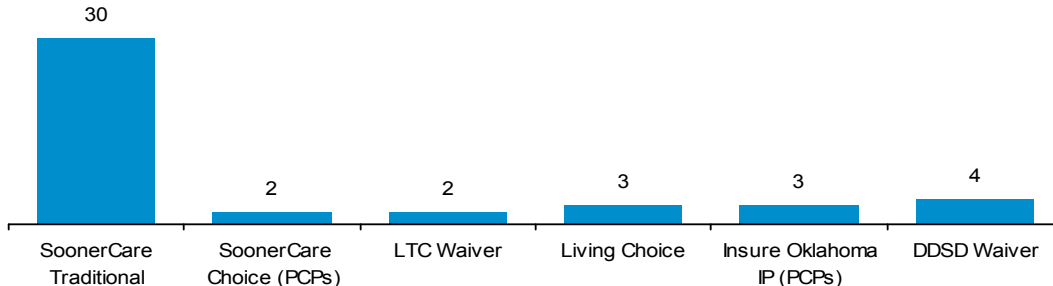
**Provider Network by Type**



### Primary Care Provider (PCP) Capacities

Total Capacity represents the maximum number of members that PCPs request to have assigned within OHCA's limit. Panels on hold status are excluded from the capacity calculation.

**Provider Network by Program**



#### Acronyms

- DDSD - Developmental Disabilities Services Division
- DME - Durable Medical Equipment
- IP - Individual Plan
- I/T/U - Indian Health Service/Tribal/ Urban Indian
- LTC - Long-Term Care
- PCMH - Patient Centered Medical Home
- PCP - Primary Care Provider

# Provider Fast Facts by County

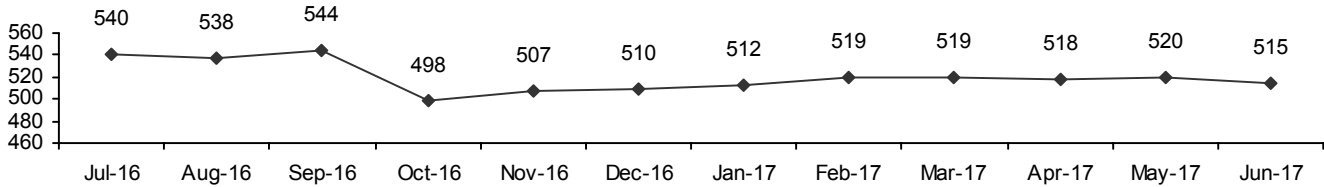
June 2017



## Garfield County

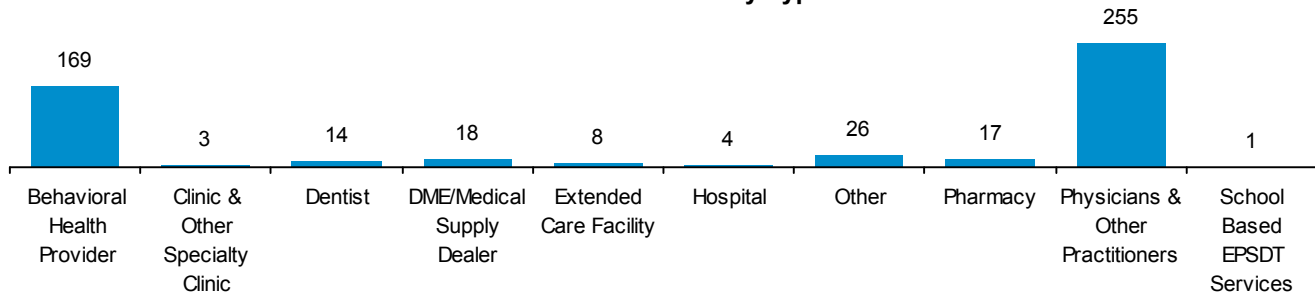
Provider Network is providers who are contracted to provide health care services by locations, programs, types, and specialties. Providers are being counted multiple times if they have multiple locations, programs, types, and/or specialties. The term "contracted" is defined as a provider that was enrolled with Oklahoma SoonerCare within the reporting period, it does not necessarily indicate participation.

**Provider Network Count**



2 Newly Enrolled Provider. The data is based on the new provider IDs added to the system during the reporting month. The effective date of the contract may or may not be in that month.

**Provider Network by Type**

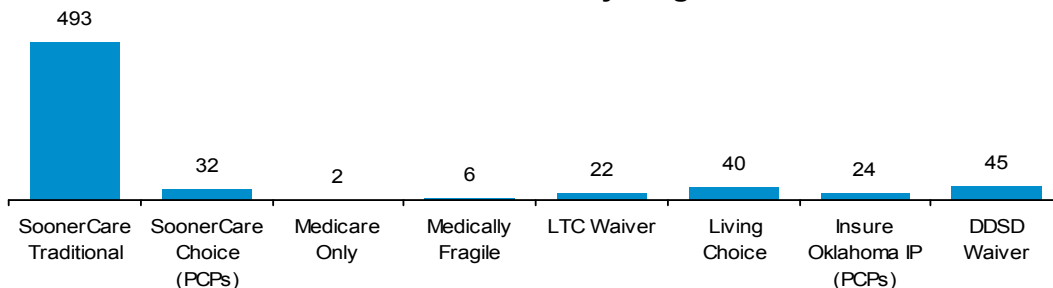


**Primary Care Provider (PCP) Capacities**

SoonerCare Program	Total Capacity	% of Capacity Used
SoonerCare Choice	11,750	71.65%
Insure Oklahoma IP	3,601	0.75%

Total Capacity represents the maximum number of members that PCPs request to have assigned within OHCA's limit. Panels on hold status are excluded from the capacity calculation.

**Provider Network by Program**



**Acronyms**

- DDSD - Developmental Disabilities Services Division
- DME - Durable Medical Equipment
- IP - Individual Plan
- I/T/U - Indian Health Service/Tribal/ Urban Indian
- LTC - Long-Term Care
- PCMH - Patient Centered Medical Home
- PCP - Primary Care Provider



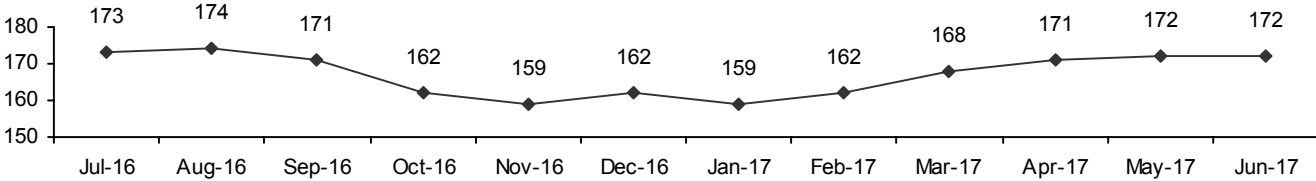
# Provider Fast Facts by County

June 2017

## Garvin County

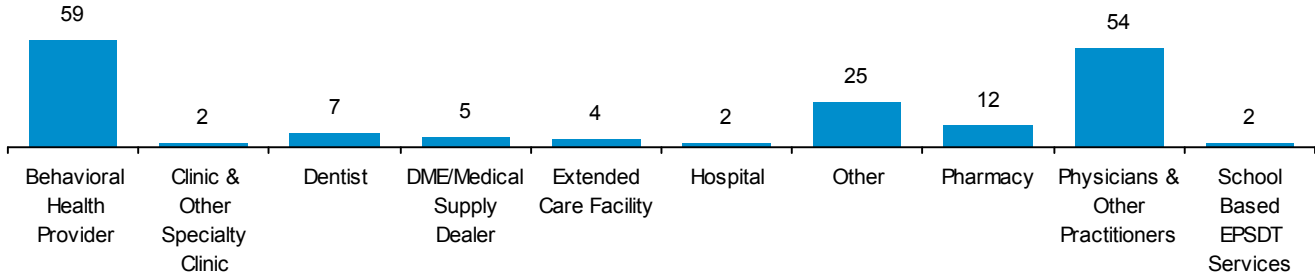
Provider Network is providers who are contracted to provide health care services by locations, programs, types, and specialties. Providers are being counted multiple times if they have multiple locations, programs, types, and/or specialties. The term "contracted" is defined as a provider that was enrolled with Oklahoma SoonerCare within the reporting period, it does not necessarily indicate participation.

**Provider Network Count**



0 Newly Enrolled Provider. The data is based on the new provider IDs added to the system during the reporting month. The effective date of the contract may or may not be in that month.

**Provider Network by Type**

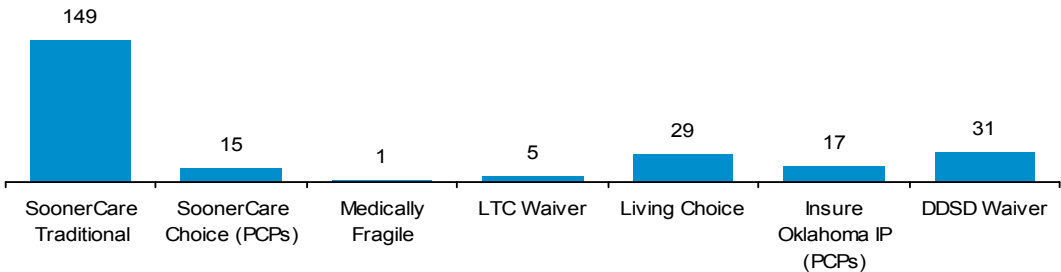


**Primary Care Provider (PCP) Capacities**

SoonerCare Program	Total Capacity	% of Capacity Used
SoonerCare Choice	8,380	34.08%
Insure Oklahoma IP	7,350	0.52%

Total Capacity represents the maximum number of members that PCPs request to have assigned within OHCA's limit. Panels on hold status are excluded from the capacity calculation.

**Provider Network by Program**



**Acronyms**

- DDSD - Developmental Disabilities Services Division
- DME - Durable Medical Equipment
- IP - Individual Plan
- I/T/U - Indian Health Service/Tribal/ Urban Indian
- LTC - Long-Term Care
- PCMH - Patient Centered Medical Home
- PCP - Primary Care Provider

# Provider Fast Facts by County

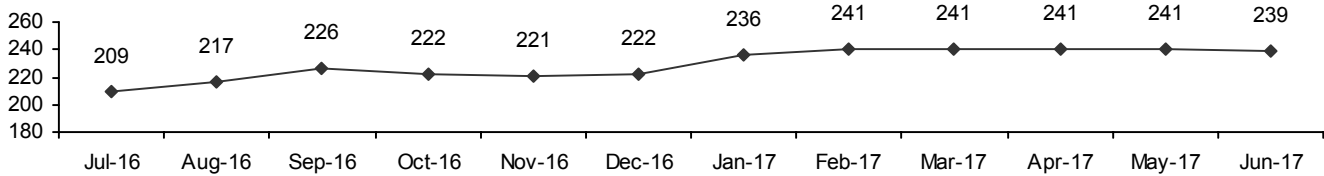
June 2017



## Grady County

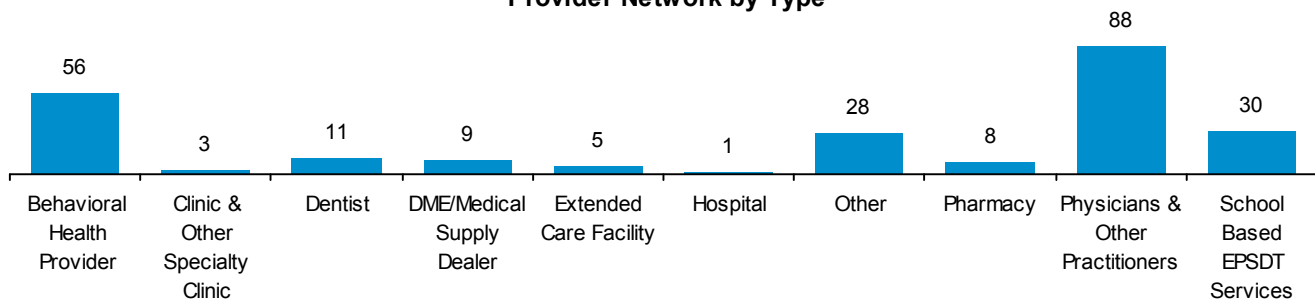
Provider Network is providers who are contracted to provide health care services by locations, programs, types, and specialties. Providers are being counted multiple times if they have multiple locations, programs, types, and/or specialties. The term "contracted" is defined as a provider that was enrolled with Oklahoma SoonerCare within the reporting period, it does not necessarily indicate participation.

**Provider Network Count**



1 Newly Enrolled Provider. The data is based on the new provider IDs added to the system during the reporting month. The effective date of the contract may or may not be in that month.

**Provider Network by Type**

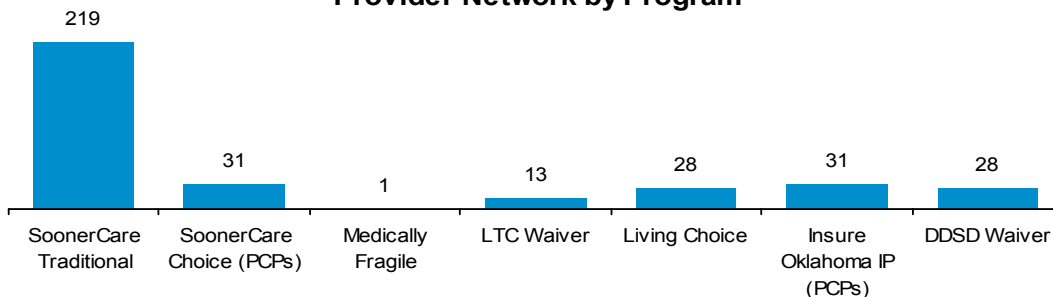


**Primary Care Provider (PCP) Capacities**

SoonerCare Program	Total Capacity	% of Capacity Used
SoonerCare Choice	10,551	56.05%
Insure Oklahoma IP	1,462	2.19%

Total Capacity represents the maximum number of members that PCPs request to have assigned within OHCA's limit. Panels on hold status are excluded from the capacity calculation.

**Provider Network by Program**



**Acronyms**

- DDSD - Developmental Disabilities Services Division
- DME - Durable Medical Equipment
- IP - Individual Plan
- I/T/U - Indian Health Service/Tribal/ Urban Indian
- LTC - Long-Term Care
- PCMH - Patient Centered Medical Home
- PCP - Primary Care Provider

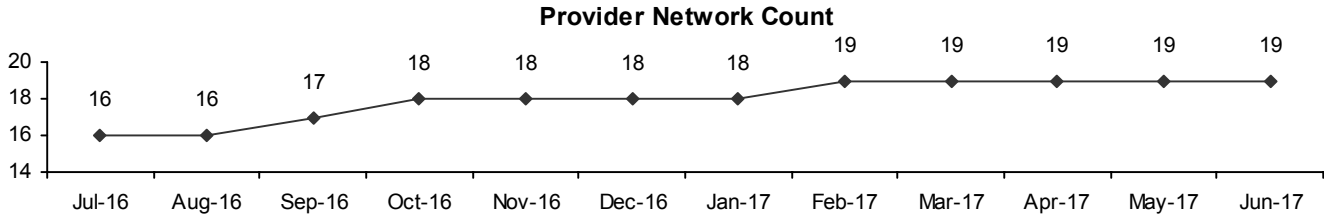
# Provider Fast Facts by County

June 2017

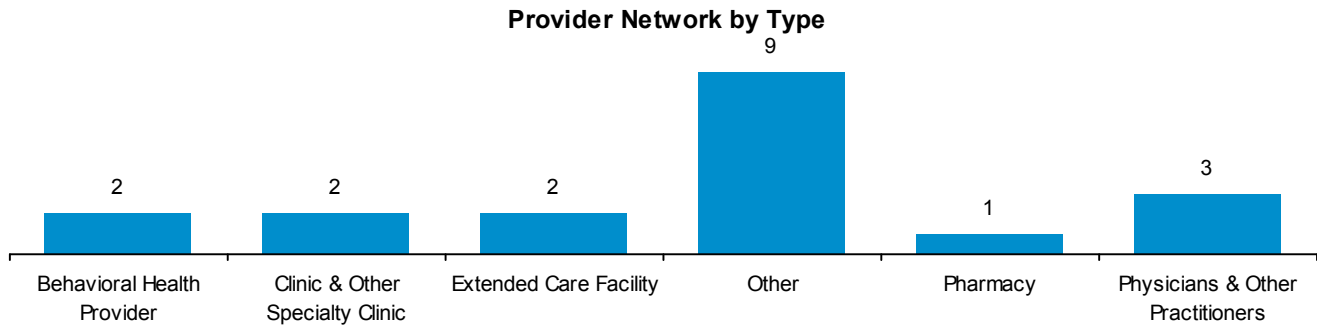


## Grant County

Provider Network is providers who are contracted to provide health care services by locations, programs, types, and specialties. Providers are being counted multiple times if they have multiple locations, programs, types, and/or specialties. The term "contracted" is defined as a provider that was enrolled with Oklahoma SoonerCare within the reporting period, it does not necessarily indicate participation.



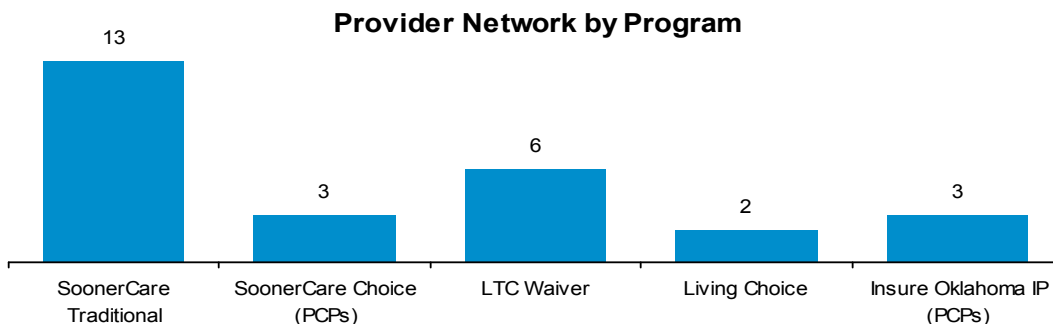
0 Newly Enrolled Provider. The data is based on the new provider IDs added to the system during the reporting month. The effective date of the contract may or may not be in that month.



### Primary Care Provider (PCP) Capacities

SoonerCare Program	Total Capacity	% of Capacity Used
SoonerCare Choice	2,520	12.66%
Insure Oklahoma IP	1,450	0.14%

Total Capacity represents the maximum number of members that PCPs request to have assigned within OHCA's limit. Panels on hold status are excluded from the capacity calculation.



### Acronyms

- DDSD - Developmental Disabilities Services Division
- DME - Durable Medical Equipment
- IP - Individual Plan
- I/T/U - Indian Health Service/Tribal/ Urban Indian
- LTC - Long-Term Care
- PCMH - Patient Centered Medical Home
- PCP - Primary Care Provider

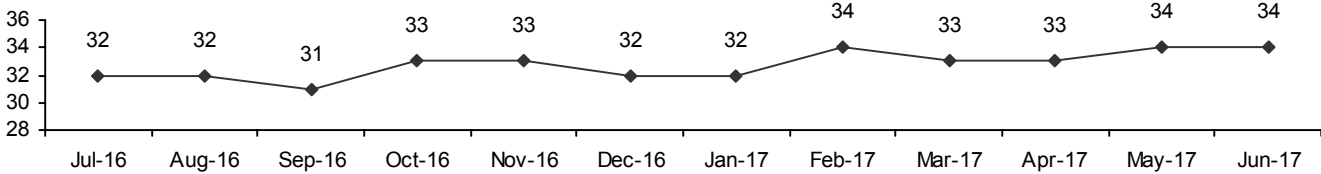
# Provider Fast Facts by County

June 2017

## Greer County

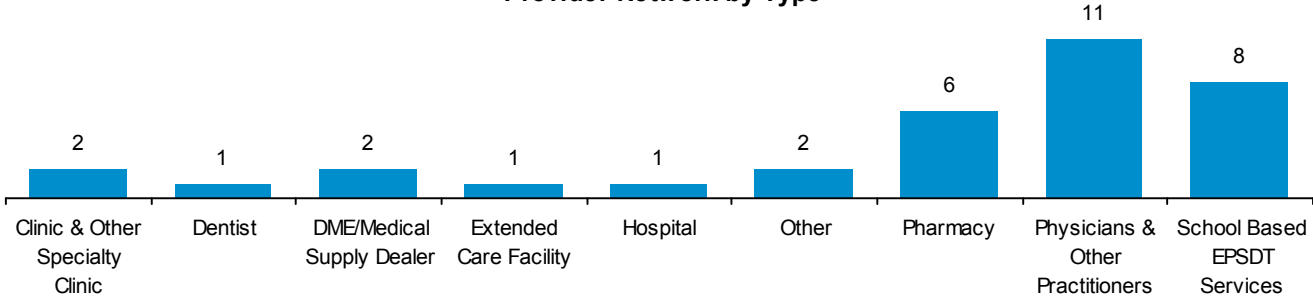
Provider Network is providers who are contracted to provide health care services by locations, programs, types, and specialties. Providers are being counted multiple times if they have multiple locations, programs, types, and/or specialties. The term "contracted" is defined as a provider that was enrolled with Oklahoma SoonerCare within the reporting period, it does not necessarily indicate participation.

**Provider Network Count**



0 Newly Enrolled Provider. The data is based on the new provider IDs added to the system during the reporting month. The effective date of the contract may or may not be in that month.

**Provider Network by Type**

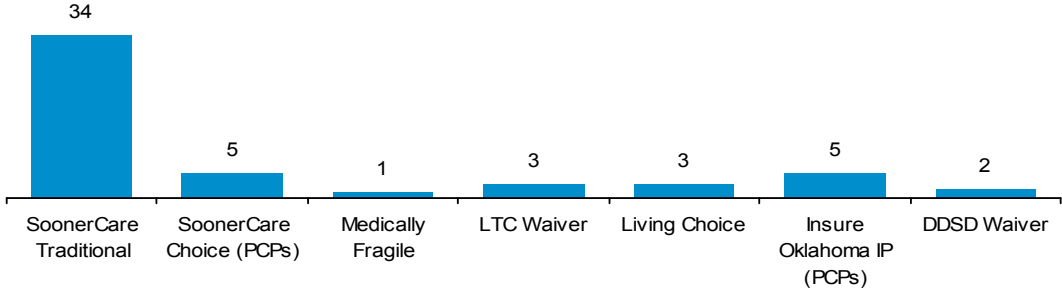


**Primary Care Provider (PCP) Capacities**

SoonerCare Program	Total Capacity	% of Capacity Used
SoonerCare Choice	1,500	37.33%
Insure Oklahoma IP	1,500	1.20%

Total Capacity represents the maximum number of members that PCPs request to have assigned within OHCA's limit. Panels on hold status are excluded from the capacity calculation.

**Provider Network by Program**



**Acronyms**

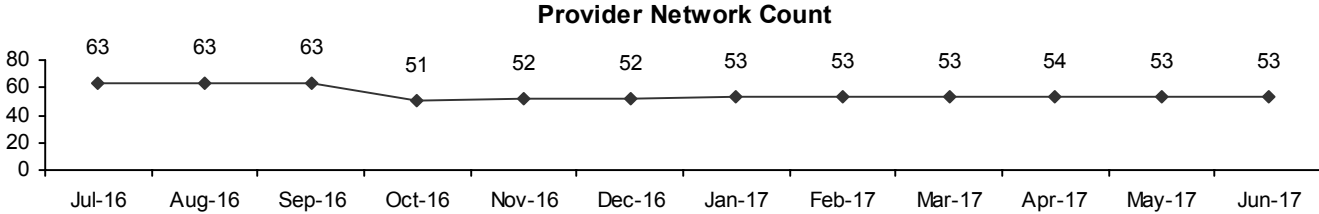
- DDSD - Developmental Disabilities Services Division
- DME - Durable Medical Equipment
- IP - Individual Plan
- I/T/U - Indian Health Service/Tribal/ Urban Indian
- LTC - Long-Term Care
- PCMH - Patient Centered Medical Home
- PCP - Primary Care Provider

# Provider Fast Facts by County

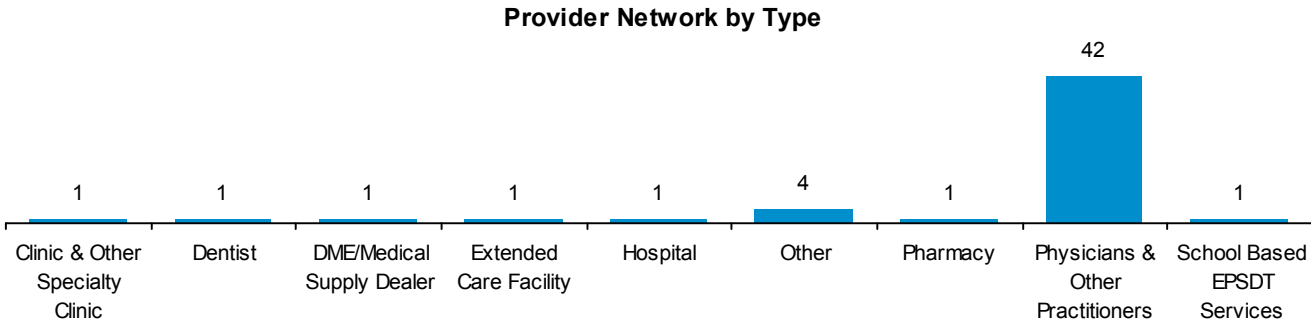
June 2017

## Harmon County

Provider Network is providers who are contracted to provide health care services by locations, programs, types, and specialties. Providers are being counted multiple times if they have multiple locations, programs, types, and/or specialties. The term "contracted" is defined as a provider that was enrolled with Oklahoma SoonerCare within the reporting period, it does not necessarily indicate participation.



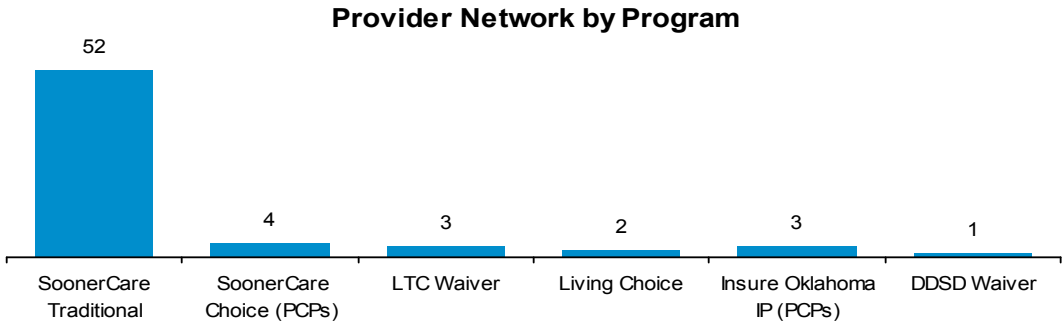
0 Newly Enrolled Provider. The data is based on the new provider IDs added to the system during the reporting month. The effective date of the contract may or may not be in that month.



### Primary Care Provider (PCP) Capacities

SoonerCare Program	Total Capacity	% of Capacity Used
SoonerCare Choice	4,950	11.76%
Insure Oklahoma IP	1,550	0.90%

Total Capacity represents the maximum number of members that PCPs request to have assigned within OHCA's limit. Panels on hold status are excluded from the capacity calculation.



### Acronyms

- DDSD - Developmental Disabilities Services Division
- DME - Durable Medical Equipment
- IP - Individual Plan
- I/T/U - Indian Health Service/Tribal/ Urban Indian
- LTC - Long-Term Care
- PCMH - Patient Centered Medical Home
- PCP - Primary Care Provider

# Provider Fast Facts by County

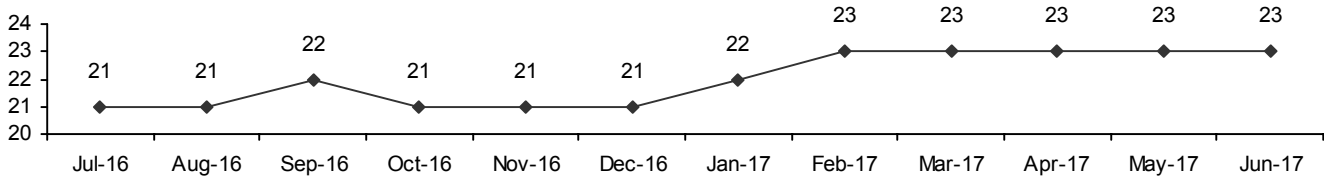
June 2017



## Harper County

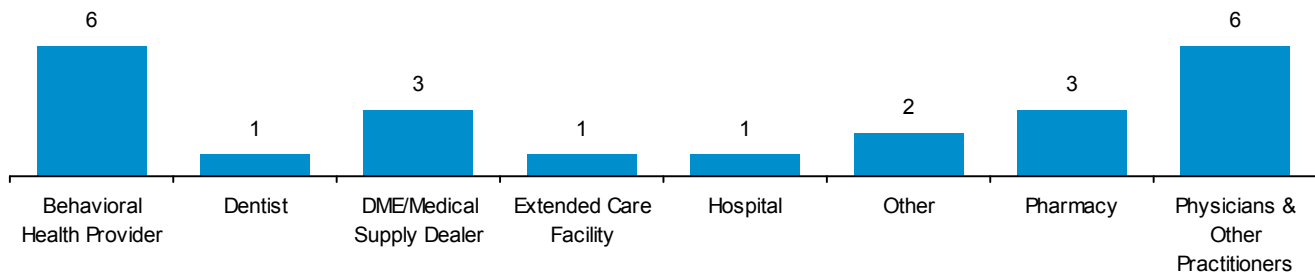
Provider Network is providers who are contracted to provide health care services by locations, programs, types, and specialties. Providers are being counted multiple times if they have multiple locations, programs, types, and/or specialties. The term "contracted" is defined as a provider that was enrolled with Oklahoma SoonerCare within the reporting period, it does not necessarily indicate participation.

**Provider Network Count**



0 Newly Enrolled Provider. The data is based on the new provider IDs added to the system during the reporting month. The effective date of the contract may or may not be in that month.

**Provider Network by Type**

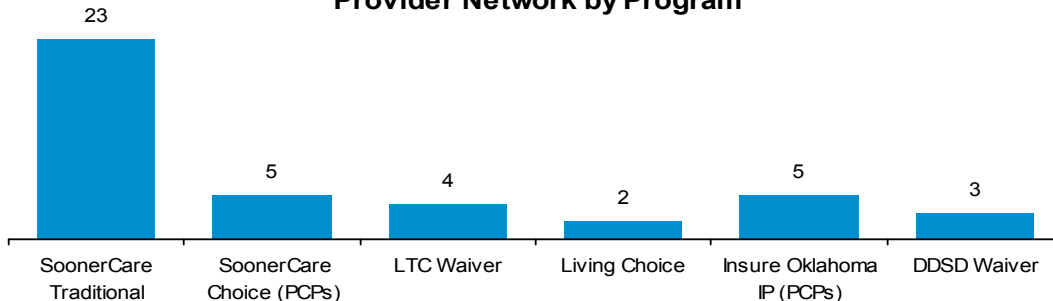


**Primary Care Provider (PCP) Capacities**

SoonerCare Program	Total Capacity	% of Capacity Used
SoonerCare Choice	1,400	32.43%
Insure Oklahoma IP	1,600	0.19%

Total Capacity represents the maximum number of members that PCPs request to have assigned within OHCA's limit. Panels on hold status are excluded from the capacity calculation.

**Provider Network by Program**



**Acronyms**

- DDSD - Developmental Disabilities Services Division
- DME - Durable Medical Equipment
- IP - Individual Plan
- I/T/U - Indian Health Service/Tribal/ Urban Indian
- LTC - Long-Term Care
- PCMH - Patient Centered Medical Home
- PCP - Primary Care Provider

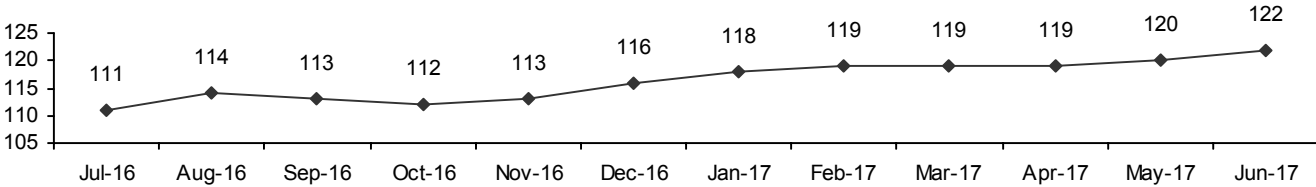
# Provider Fast Facts by County

June 2017

## Haskell County

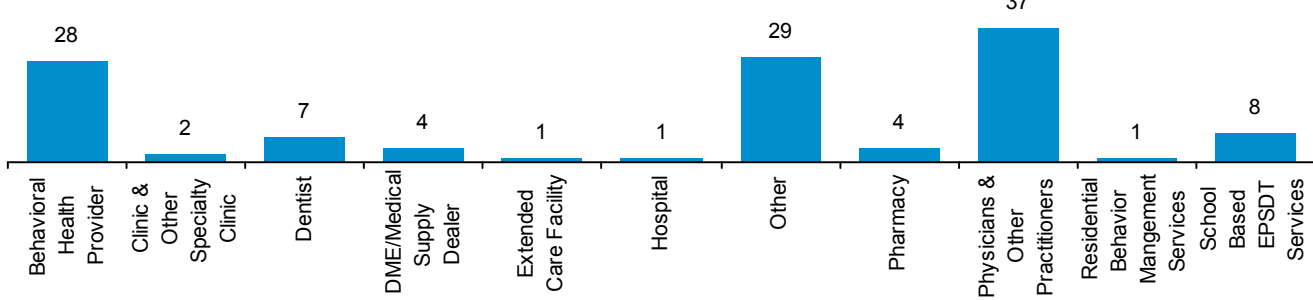
Provider Network is providers who are contracted to provide health care services by locations, programs, types, and specialties. Providers are being counted multiple times if they have multiple locations, programs, types, and/or specialties. The term "contracted" is defined as a provider that was enrolled with Oklahoma SoonerCare within the reporting period, it does not necessarily indicate participation.

**Provider Network Count**



3 Newly Enrolled Provider. The data is based on the new provider IDs added to the system during the reporting month. The effective date of the contract may or may not be in that month.

**Provider Network by Type**

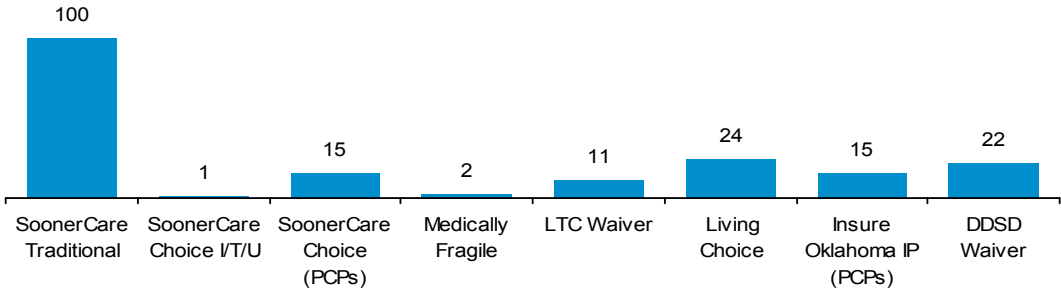


**Primary Care Provider (PCP) Capacities**

SoonerCare Program	Total Capacity	% of Capacity Used
SoonerCare Choice	6,475	40.03%
SoonerCare Choice I/T/U	2,500	5.16%
Insure Oklahoma IP	4,125	0.53%

Total Capacity represents the maximum number of members that PCPs request to have assigned within OHCA's limit. Panels on hold status are excluded from the capacity calculation.

**Provider Network by Program**



**Acronyms**

- DDSD - Developmental Disabilities Services Division
- DME - Durable Medical Equipment
- IP - Individual Plan
- I/T/U - Indian Health Service/Tribal/ Urban Indian
- LTC - Long-Term Care
- PCMH - Patient Centered Medical Home
- PCP - Primary Care Provider

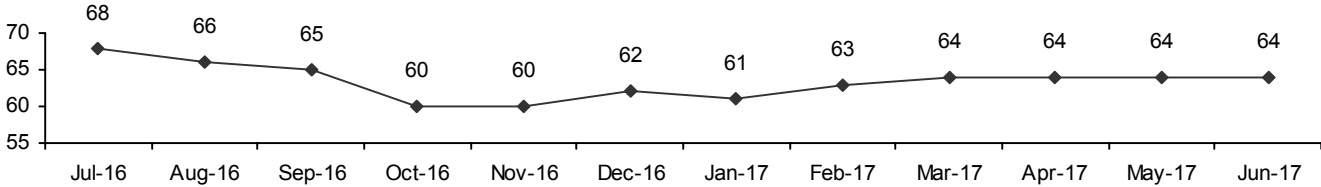
# Provider Fast Facts by County

June 2017

## Hughes County

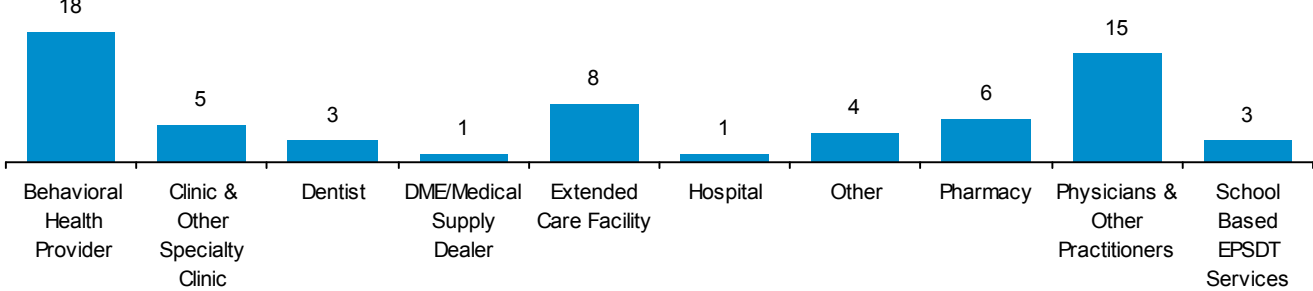
Provider Network is providers who are contracted to provide health care services by locations, programs, types, and specialties. Providers are being counted multiple times if they have multiple locations, programs, types, and/or specialties. The term "contracted" is defined as a provider that was enrolled with Oklahoma SoonerCare within the reporting period, it does not necessarily indicate participation.

**Provider Network Count**



0 Newly Enrolled Provider. The data is based on the new provider IDs added to the system during the reporting month. The effective date of the contract may or may not be in that month.

**Provider Network by Type**

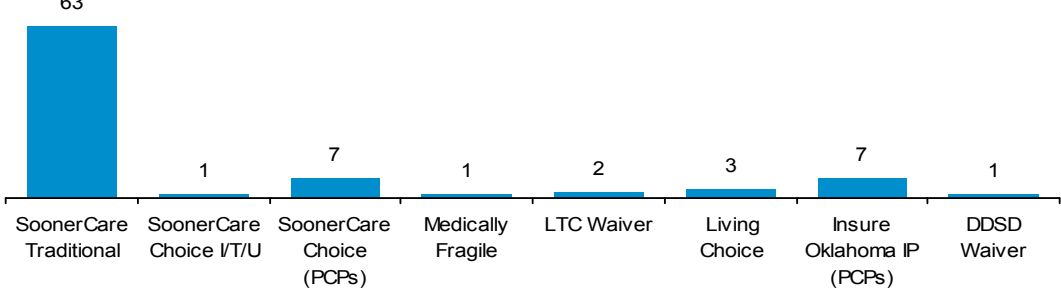


### Primary Care Provider (PCP) Capacities

SoonerCare Program	Total Capacity	% of Capacity Used
SoonerCare Choice	5,450	25.76%
SoonerCare Choice I/T/U	2,500	0.12%
Insure Oklahoma IP	3,450	0.35%

Total Capacity represents the maximum number of members that PCPs request to have assigned within OHCA's limit. Panels on hold status are excluded from the capacity calculation.

**Provider Network by Program**



**Acronyms**

- DDSD - Developmental Disabilities Services Division
- DME - Durable Medical Equipment
- IP - Individual Plan
- I/T/U - Indian Health Service/Tribal/ Urban Indian
- LTC - Long-Term Care
- PCMH - Patient Centered Medical Home
- PCP - Primary Care Provider



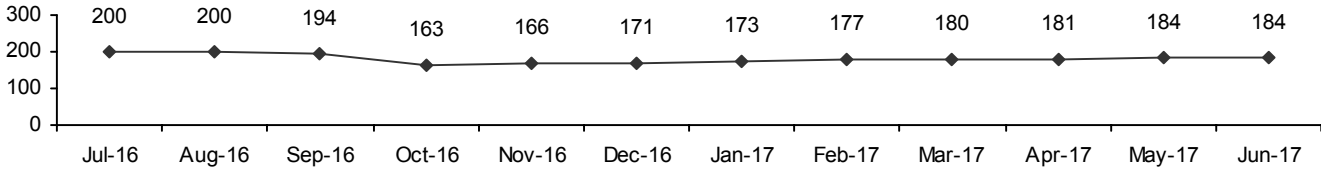
# Provider Fast Facts by County

June 2017

## Jackson County

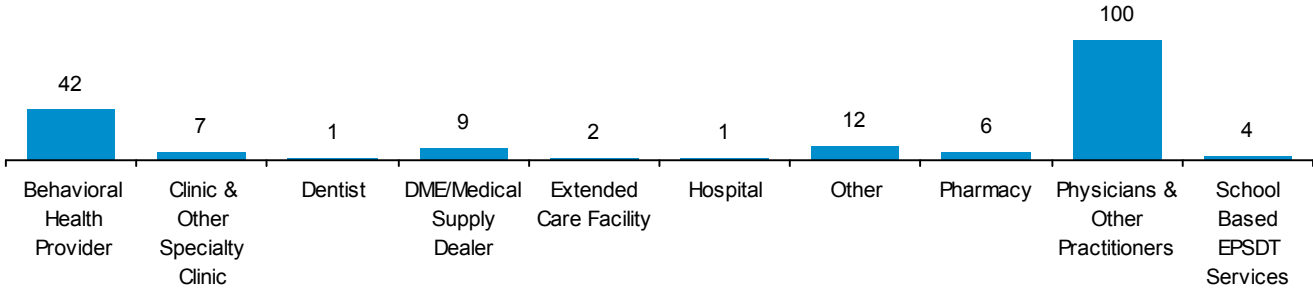
Provider Network is providers who are contracted to provide health care services by locations, programs, types, and specialties. Providers are being counted multiple times if they have multiple locations, programs, types, and/or specialties. The term "contracted" is defined as a provider that was enrolled with Oklahoma SoonerCare within the reporting period, it does not necessarily indicate participation.

**Provider Network Count**



0 Newly Enrolled Provider. The data is based on the new provider IDs added to the system during the reporting month. The effective date of the contract may or may not be in that month.

**Provider Network by Type**

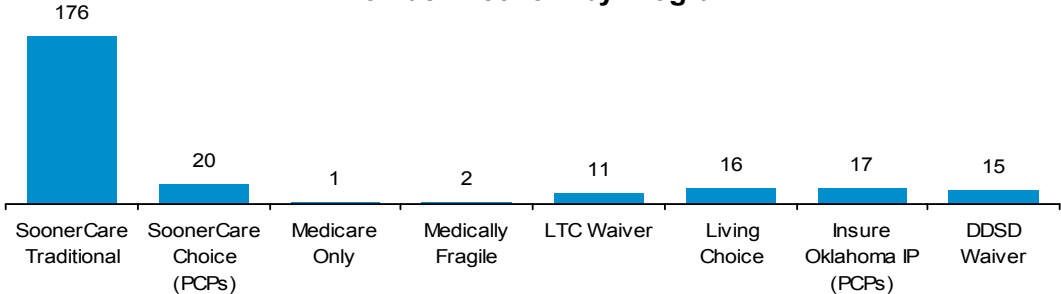


**Primary Care Provider (PCP) Capacities**

SoonerCare Program	Total Capacity	% of Capacity Used
SoonerCare Choice	5,180	72.43%
Insure Oklahoma IP	1,415	2.61%

Total Capacity represents the maximum number of members that PCPs request to have assigned within OHCA's limit. Panels on hold status are excluded from the capacity calculation.

**Provider Network by Program**



**Acronyms**

- DDSD - Developmental Disabilities Services Division
- DME - Durable Medical Equipment
- IP - Individual Plan
- I/T/U - Indian Health Service/Tribal/ Urban Indian
- LTC - Long-Term Care
- PCMH - Patient Centered Medical Home
- PCP - Primary Care Provider

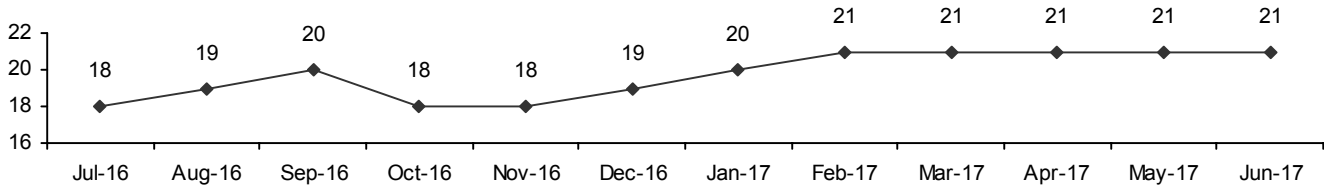
# Provider Fast Facts by County

June 2017

## Jefferson County

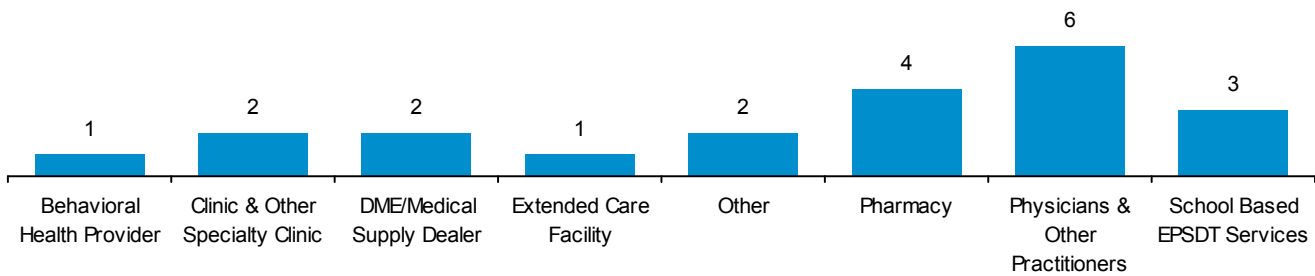
Provider Network is providers who are contracted to provide health care services by locations, programs, types, and specialties. Providers are being counted multiple times if they have multiple locations, programs, types, and/or specialties. The term "contracted" is defined as a provider that was enrolled with Oklahoma SoonerCare within the reporting period, it does not necessarily indicate participation.

**Provider Network Count**



0 Newly Enrolled Provider. The data is based on the new provider IDs added to the system during the reporting month. The effective date of the contract may or may not be in that month.

**Provider Network by Type**

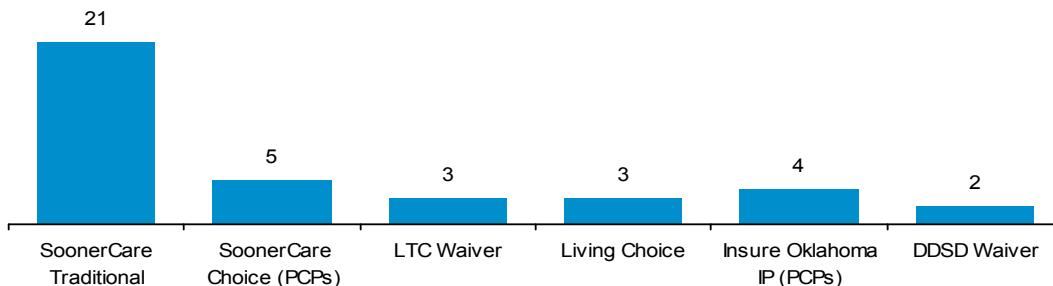


**Primary Care Provider (PCP) Capacities**

SoonerCare Program	Total Capacity	% of Capacity Used
SoonerCare Choice	2,560	26.45%
Insure Oklahoma IP	960	1.25%

Total Capacity represents the maximum number of members that PCPs request to have assigned within OHCA's limit. Panels on hold status are excluded from the capacity calculation.

**Provider Network by Program**



**Acronyms**

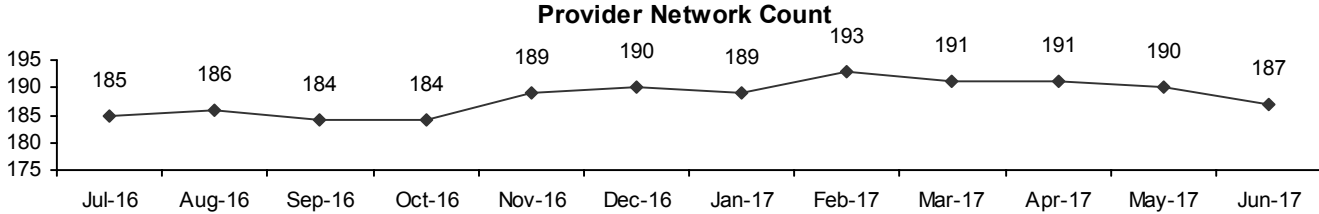
- DDSD - Developmental Disabilities Services Division
- DME - Durable Medical Equipment
- IP - Individual Plan
- I/T/U - Indian Health Service/Tribal/ Urban Indian
- LTC - Long-Term Care
- PCMH - Patient Centered Medical Home
- PCP - Primary Care Provider

# Provider Fast Facts by County

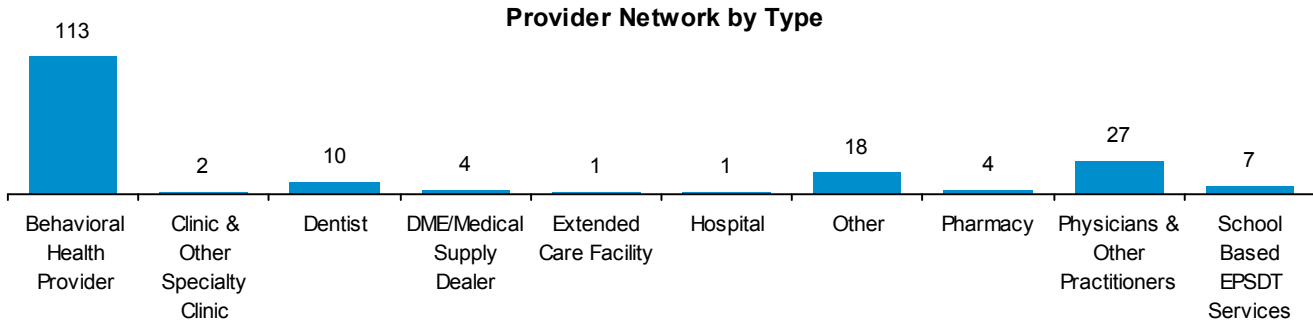
June 2017

## Johnston County

Provider Network is providers who are contracted to provide health care services by locations, programs, types, and specialties. Providers are being counted multiple times if they have multiple locations, programs, types, and/or specialties. The term "contracted" is defined as a provider that was enrolled with Oklahoma SoonerCare within the reporting period, it does not necessarily indicate participation.



0 Newly Enrolled Provider. The data is based on the new provider IDs added to the system during the reporting month. The effective date of the contract may or may not be in that month.

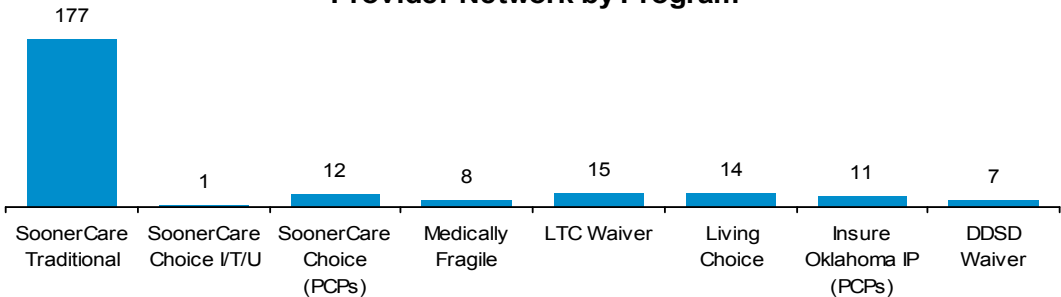


### Primary Care Provider (PCP) Capacities

SoonerCare Program	Total Capacity	% of Capacity Used
SoonerCare Choice	5,925	27.75%
SoonerCare Choice I/T/U	500	14.00%
Insure Oklahoma IP	3,075	3.71%

Total Capacity represents the maximum number of members that PCPs request to have assigned within OHCA's limit. Panels on hold status are excluded from the capacity calculation.

### Provider Network by Program



#### Acronyms

- DDSD - Developmental Disabilities Services Division
- DME - Durable Medical Equipment
- IP - Individual Plan
- I/T/U - Indian Health Service/Tribal/ Urban Indian
- LTC - Long-Term Care
- PCMH - Patient Centered Medical Home
- PCP - Primary Care Provider

# Provider Fast Facts by County

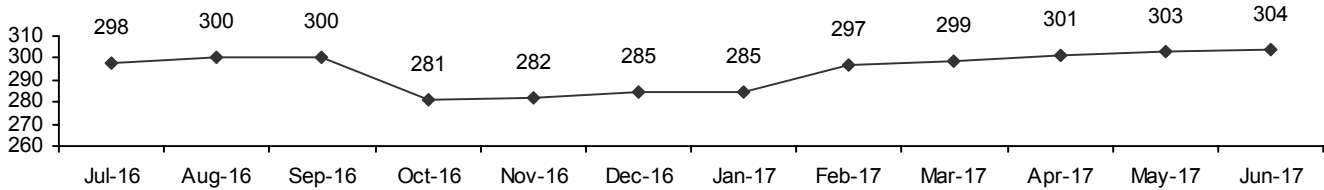
June 2017



## Kay County

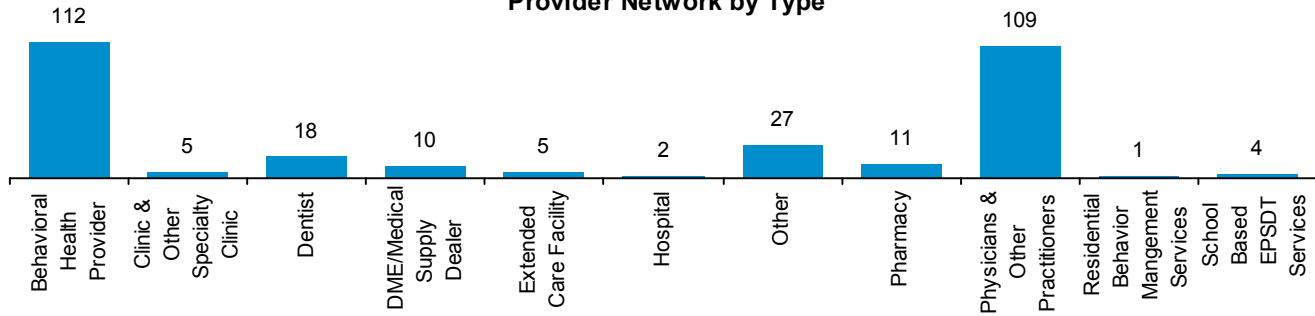
Provider Network is providers who are contracted to provide health care services by locations, programs, types, and specialties. Providers are being counted multiple times if they have multiple locations, programs, types, and/or specialties. The term "contracted" is defined as a provider that was enrolled with Oklahoma SoonerCare within the reporting period, it does not necessarily indicate participation.

**Provider Network Count**



1 Newly Enrolled Provider. The data is based on the new provider IDs added to the system during the reporting month. The effective date of the contract may or may not be in that month.

**Provider Network by Type**

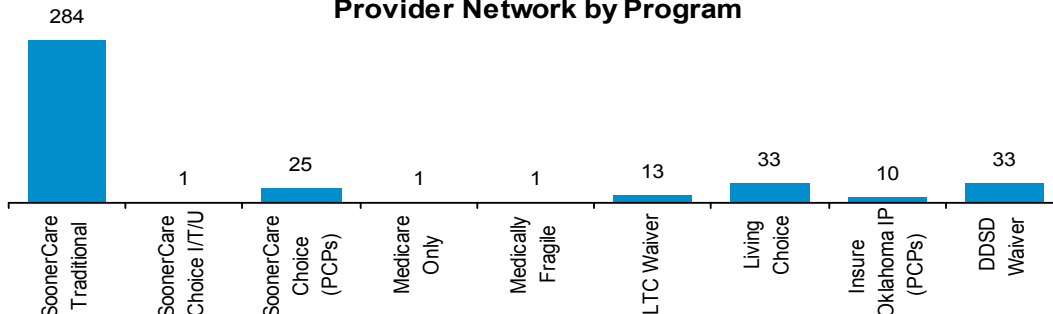


**Primary Care Provider (PCP) Capacities**

SoonerCare Program	Total Capacity	% of Capacity Used
SoonerCare Choice	14,000	55.56%
SoonerCare Choice I/T/U	100	51.00%
Insure Oklahoma IP	550	8.91%

Total Capacity represents the maximum number of members that PCPs request to have assigned within OHCA's limit. Panels on hold status are excluded from the capacity calculation.

**Provider Network by Program**



**Acronyms**

- DDSD - Developmental Disabilities Services Division
- DME - Durable Medical Equipment
- IP - Individual Plan
- I/T/U - Indian Health Service/Tribal/ Urban Indian
- LTC - Long-Term Care
- PCMH - Patient Centered Medical Home
- PCP - Primary Care Provider

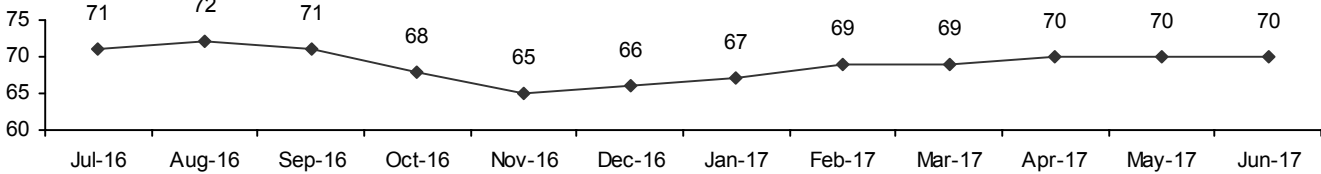
# Provider Fast Facts by County

June 2017

## Kingfisher County

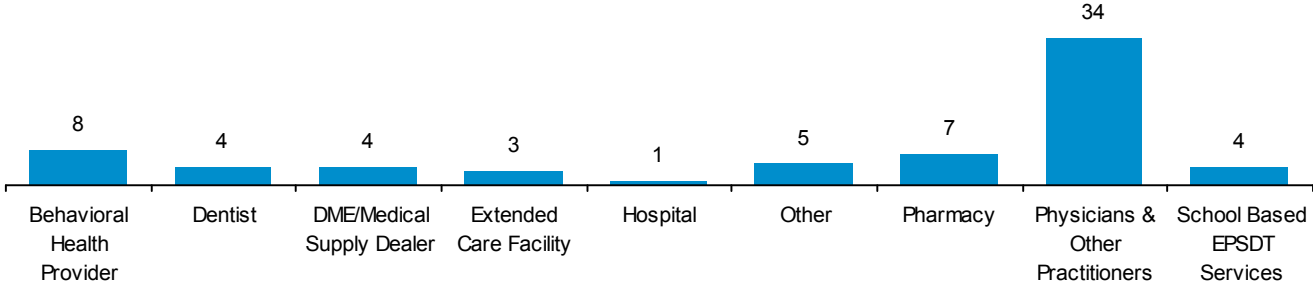
Provider Network is providers who are contracted to provide health care services by locations, programs, types, and specialties. Providers are being counted multiple times if they have multiple locations, programs, types, and/or specialties. The term "contracted" is defined as a provider that was enrolled with Oklahoma SoonerCare within the reporting period, it does not necessarily indicate participation.

**Provider Network Count**



0 Newly Enrolled Provider. The data is based on the new provider IDs added to the system during the reporting month. The effective date of the contract may or may not be in that month.

**Provider Network by Type**

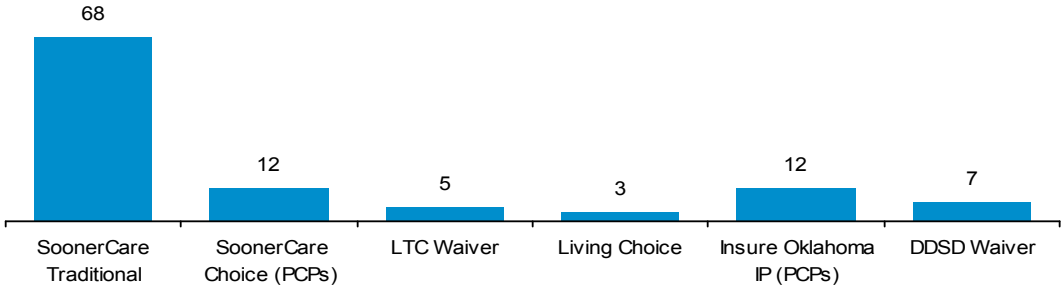


**Primary Care Provider (PCP) Capacities**

SoonerCare Program	Total Capacity	% of Capacity Used
SoonerCare Choice	6,850	33.17%
Insure Oklahoma IP	2,450	0.53%

Total Capacity represents the maximum number of members that PCPs request to have assigned within OHCA's limit. Panels on hold status are excluded from the capacity calculation.

**Provider Network by Program**



**Acronyms**

- DDSD - Developmental Disabilities Services Division
- DME - Durable Medical Equipment
- IP - Individual Plan
- I/T/U - Indian Health Service/Tribal/ Urban Indian
- LTC - Long-Term Care
- PCMH - Patient Centered Medical Home
- PCP - Primary Care Provider

# Provider Fast Facts by County

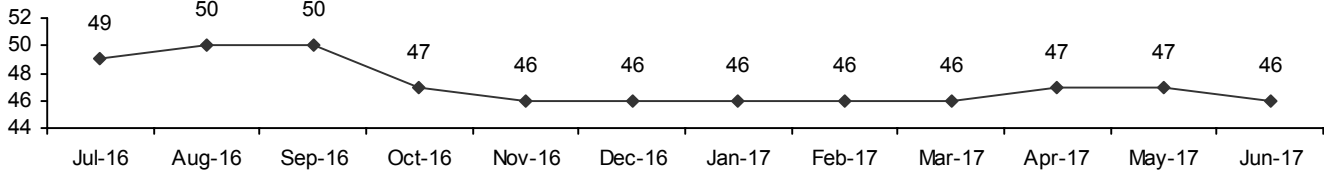
June 2017



## Kiowa County

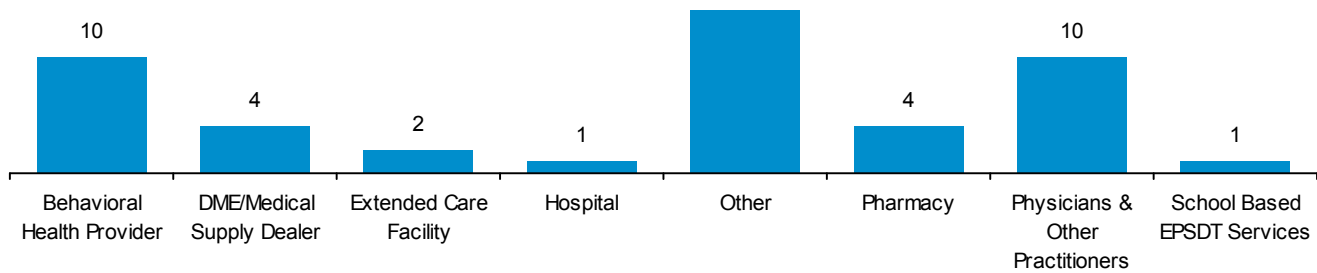
Provider Network is providers who are contracted to provide health care services by locations, programs, types, and specialties. Providers are being counted multiple times if they have multiple locations, programs, types, and/or specialties. The term "contracted" is defined as a provider that was enrolled with Oklahoma SoonerCare within the reporting period, it does not necessarily indicate participation.

**Provider Network Count**



0 Newly Enrolled Provider. The data is based on the new provider IDs added to the system during the reporting month. The effective date of the contract may or may not be in that month.

**Provider Network by Type**

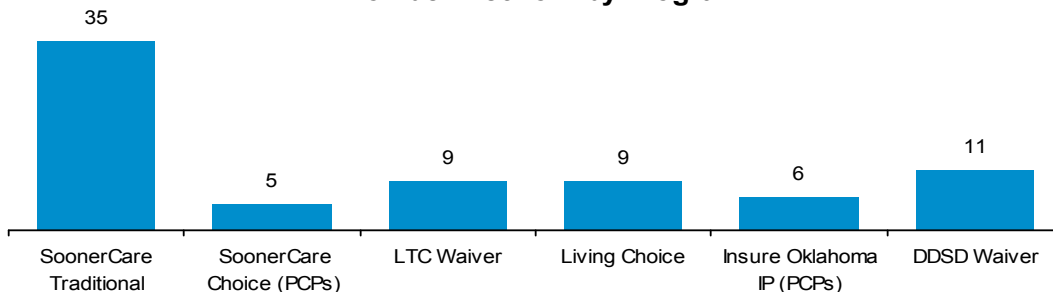


**Primary Care Provider (PCP) Capacities**

SoonerCare Program	Total Capacity	% of Capacity Used
SoonerCare Choice	1,950	62.87%
Insure Oklahoma IP	1,050	1.71%

Total Capacity represents the maximum number of members that PCPs request to have assigned within OHCA's limit. Panels on hold status are excluded from the capacity calculation.

**Provider Network by Program**



**Acronyms**

- DDSD - Developmental Disabilities Services Division
- DME - Durable Medical Equipment
- IP - Individual Plan
- I/T/U - Indian Health Service/Tribal/ Urban Indian
- LTC - Long-Term Care
- PCMH - Patient Centered Medical Home
- PCP - Primary Care Provider

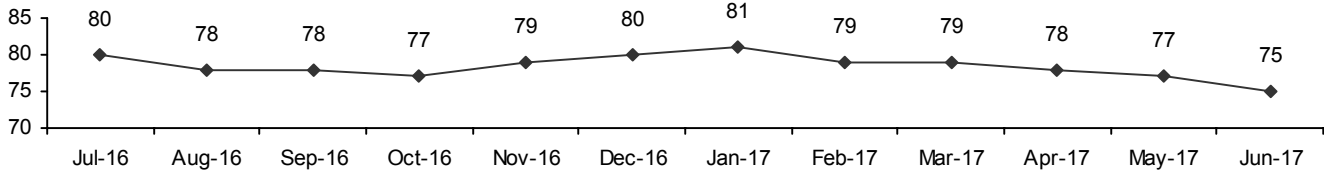
# Provider Fast Facts by County

June 2017

## Latimer County

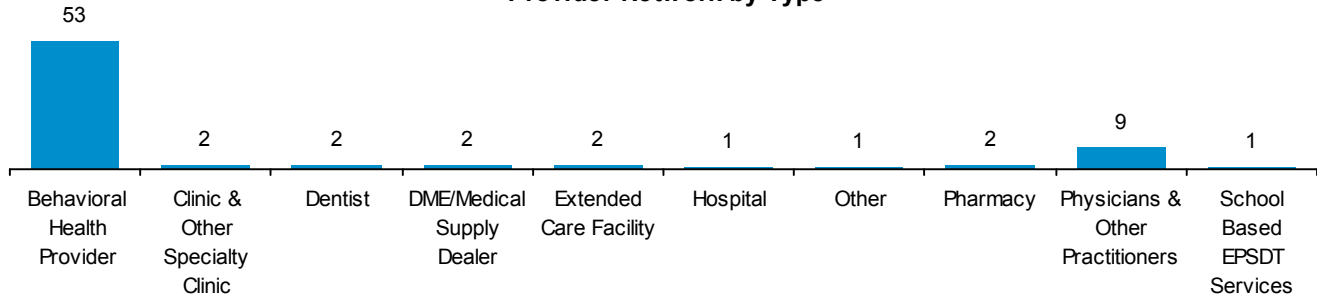
Provider Network is providers who are contracted to provide health care services by locations, programs, types, and specialties. Providers are being counted multiple times if they have multiple locations, programs, types, and/or specialties. The term "contracted" is defined as a provider that was enrolled with Oklahoma SoonerCare within the reporting period, it does not necessarily indicate participation.

**Provider Network Count**



0 Newly Enrolled Provider. The data is based on the new provider IDs added to the system during the reporting month. The effective date of the contract may or may not be in that month.

**Provider Network by Type**

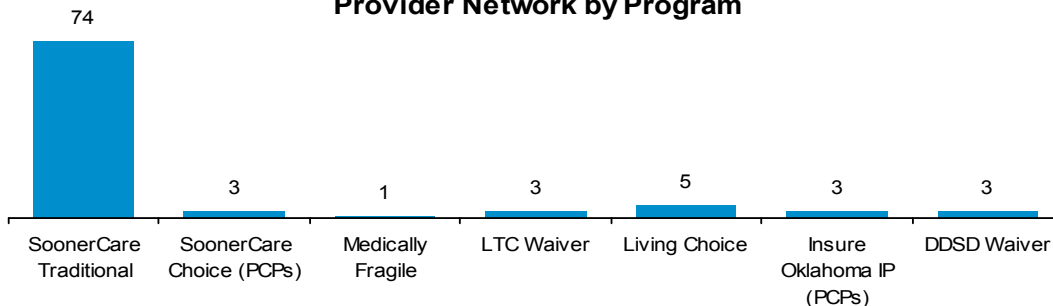


**Primary Care Provider (PCP) Capacities**

SoonerCare Program	Total Capacity	% of Capacity Used
SoonerCare Choice	6,450	13.75%
Insure Oklahoma IP	1,600	0.69%

Total Capacity represents the maximum number of members that PCPs request to have assigned within OHCA's limit. Panels on hold status are excluded from the capacity calculation.

**Provider Network by Program**



**Acronyms**

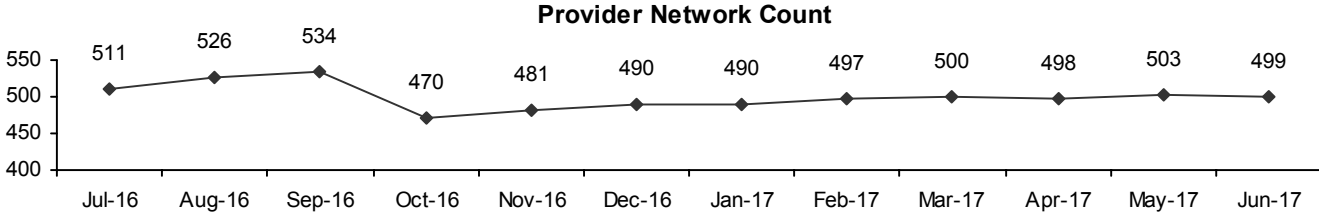
- DDSD - Developmental Disabilities Services Division
- DME - Durable Medical Equipment
- IP - Individual Plan
- I/T/U - Indian Health Service/Tribal/ Urban Indian
- LTC - Long-Term Care
- PCMH - Patient Centered Medical Home
- PCP - Primary Care Provider

# Provider Fast Facts by County

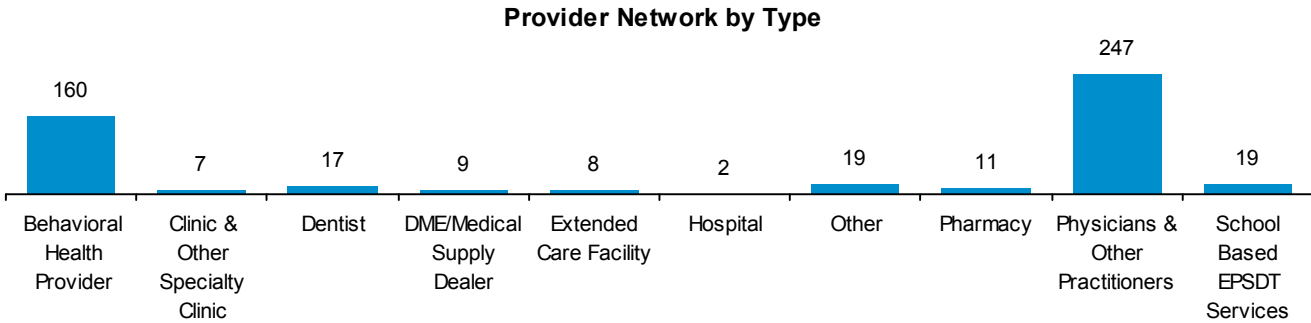
June 2017

## LeFlore County

Provider Network is providers who are contracted to provide health care services by locations, programs, types, and specialties. Providers are being counted multiple times if they have multiple locations, programs, types, and/or specialties. The term "contracted" is defined as a provider that was enrolled with Oklahoma SoonerCare within the reporting period, it does not necessarily indicate participation.



2 Newly Enrolled Provider. The data is based on the new provider IDs added to the system during the reporting month. The effective date of the contract may or may not be in that month.

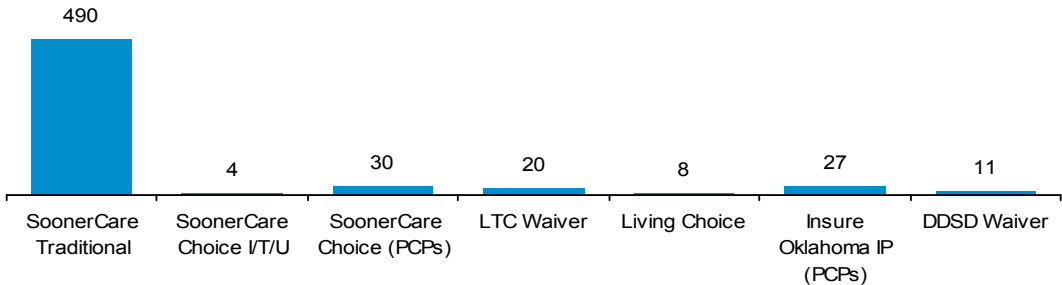


### Primary Care Provider (PCP) Capacities

SoonerCare Program	Total Capacity	% of Capacity Used
SoonerCare Choice	24,780	30.32%
SoonerCare Choice I/T/U	8,000	23.86%
Insure Oklahoma IP	8,370	0.59%

Total Capacity represents the maximum number of members that PCPs request to have assigned within OHCA's limit. Panels on hold status are excluded from the capacity calculation.

### Provider Network by Program



#### Acronyms

- DDSD - Developmental Disabilities Services Division
- DME - Durable Medical Equipment
- IP - Individual Plan
- I/T/U - Indian Health Service/Tribal/ Urban Indian
- LTC - Long-Term Care
- PCMH - Patient Centered Medical Home
- PCP - Primary Care Provider



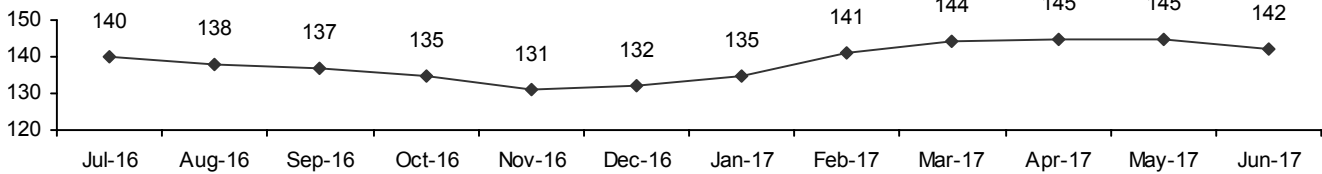
# Provider Fast Facts by County

June 2017

## Lincoln County

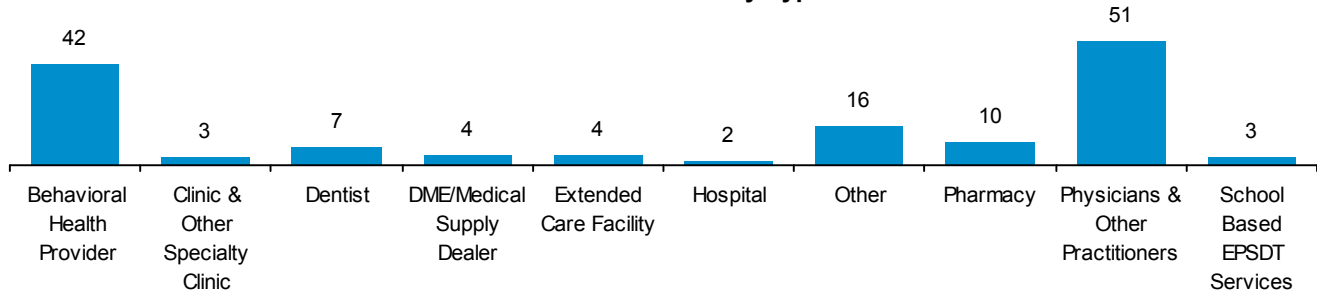
Provider Network is providers who are contracted to provide health care services by locations, programs, types, and specialties. Providers are being counted multiple times if they have multiple locations, programs, types, and/or specialties. The term "contracted" is defined as a provider that was enrolled with Oklahoma SoonerCare within the reporting period, it does not necessarily indicate participation.

**Provider Network Count**



0 Newly Enrolled Provider. The data is based on the new provider IDs added to the system during the reporting month. The effective date of the contract may or may not be in that month.

**Provider Network by Type**

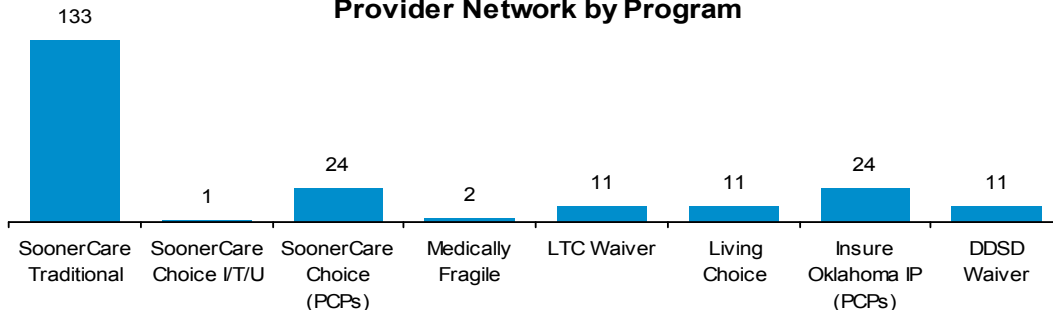


**Primary Care Provider (PCP) Capacities**

SoonerCare Program	Total Capacity	% of Capacity Used
SoonerCare Choice	10,300	22.73%
SoonerCare Choice I/T/U	99	40.40%
Insure Oklahoma IP	2,450	1.27%

Total Capacity represents the maximum number of members that PCPs request to have assigned within OHCA's limit. Panels on hold status are excluded from the capacity calculation.

**Provider Network by Program**



**Acronyms**

- DDSD - Developmental Disabilities Services Division
- DME - Durable Medical Equipment
- IP - Individual Plan
- I/T/U - Indian Health Service/Tribal/ Urban Indian
- LTC - Long-Term Care
- PCMH - Patient Centered Medical Home
- PCP - Primary Care Provider

# Provider Fast Facts by County

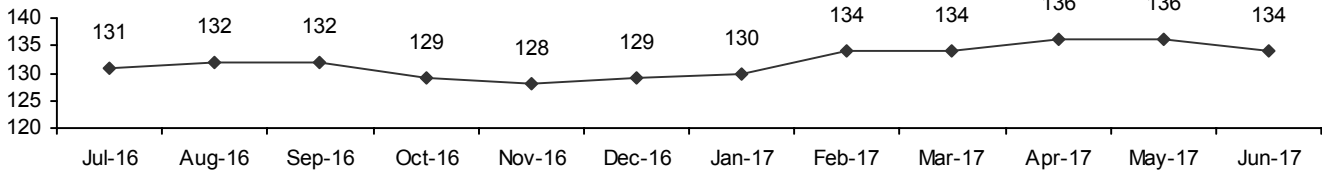
June 2017



## Logan County

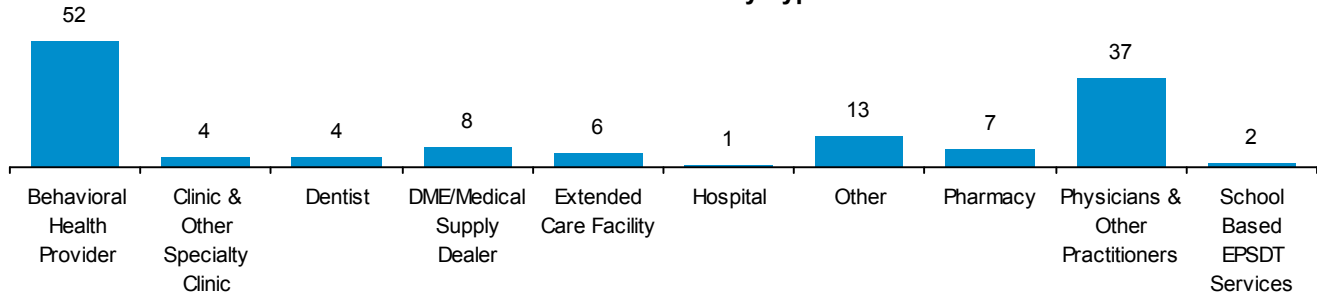
Provider Network is providers who are contracted to provide health care services by locations, programs, types, and specialties. Providers are being counted multiple times if they have multiple locations, programs, types, and/or specialties. The term "contracted" is defined as a provider that was enrolled with Oklahoma SoonerCare within the reporting period, it does not necessarily indicate participation.

**Provider Network Count**



1 Newly Enrolled Provider. The data is based on the new provider IDs added to the system during the reporting month. The effective date of the contract may or may not be in that month.

**Provider Network by Type**

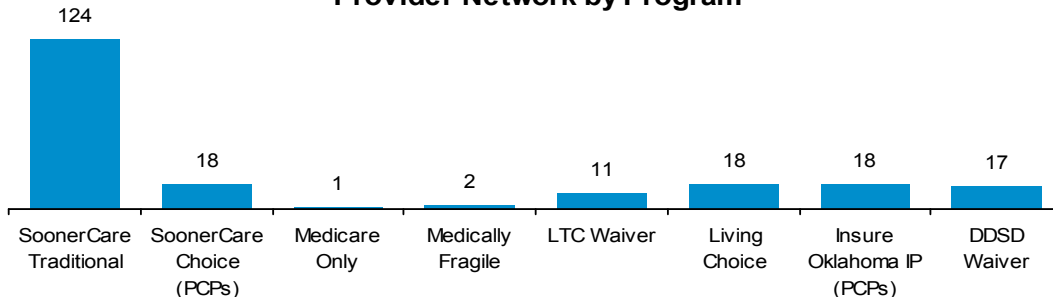


**Primary Care Provider (PCP) Capacities**

SoonerCare Program	Total Capacity	% of Capacity Used
SoonerCare Choice	9,325	34.57%
Insure Oklahoma IP	3,575	0.92%

Total Capacity represents the maximum number of members that PCPs request to have assigned within OHCA's limit. Panels on hold status are excluded from the capacity calculation.

**Provider Network by Program**



**Acronyms**

- DDSD - Developmental Disabilities Services Division
- DME - Durable Medical Equipment
- IP - Individual Plan
- I/T/U - Indian Health Service/Tribal/ Urban Indian
- LTC - Long-Term Care
- PCMH - Patient Centered Medical Home
- PCP - Primary Care Provider

# Provider Fast Facts by County

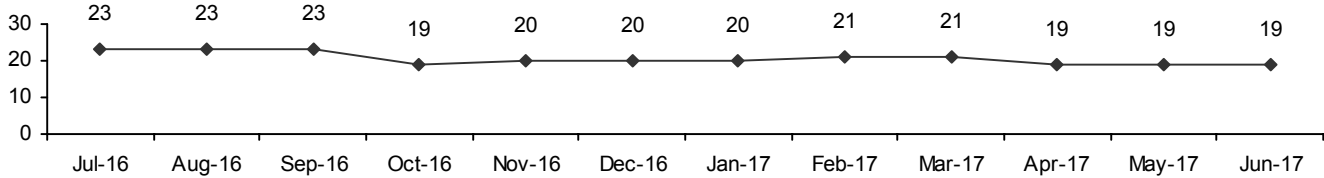
June 2017



## Love County

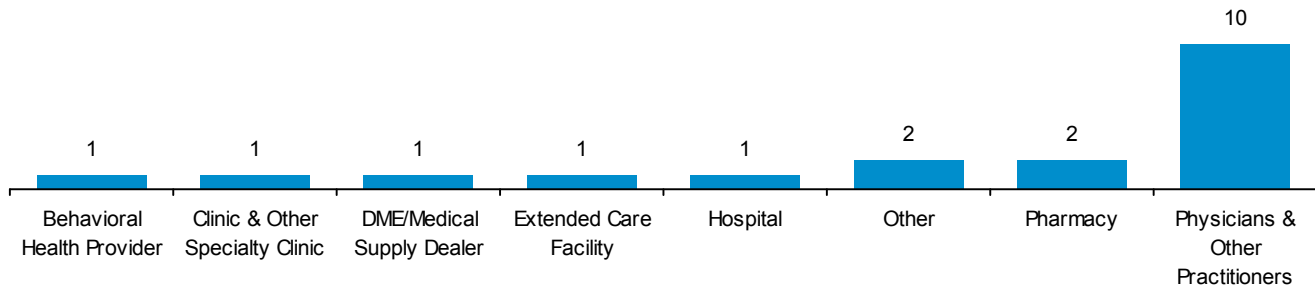
Provider Network is providers who are contracted to provide health care services by locations, programs, types, and specialties. Providers are being counted multiple times if they have multiple locations, programs, types, and/or specialties. The term "contracted" is defined as a provider that was enrolled with Oklahoma SoonerCare within the reporting period, it does not necessarily indicate participation.

**Provider Network Count**



0 Newly Enrolled Provider. The data is based on the new provider IDs added to the system during the reporting month. The effective date of the contract may or may not be in that month.

**Provider Network by Type**

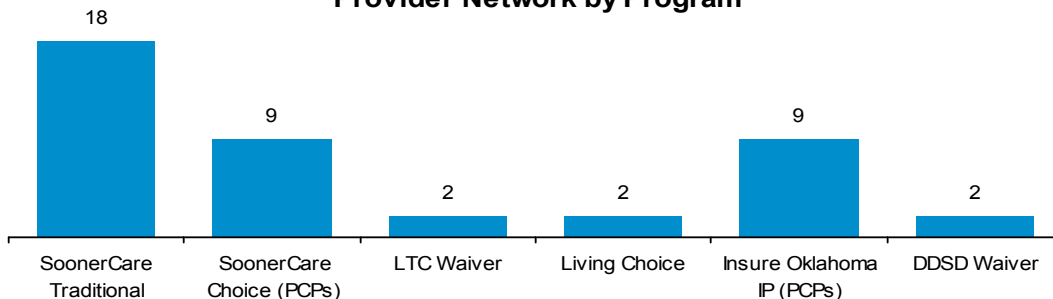


**Primary Care Provider (PCP) Capacities**

SoonerCare Program	Total Capacity	% of Capacity Used
SoonerCare Choice	12,700	6.00%
Insure Oklahoma IP	250	2.40%

Total Capacity represents the maximum number of members that PCPs request to have assigned within OHCA's limit. Panels on hold status are excluded from the capacity calculation.

**Provider Network by Program**



**Acronyms**

- DDSD - Developmental Disabilities Services Division
- DME - Durable Medical Equipment
- IP - Individual Plan
- I/T/U - Indian Health Service/Tribal/ Urban Indian
- LTC - Long-Term Care
- PCMH - Patient Centered Medical Home
- PCP - Primary Care Provider

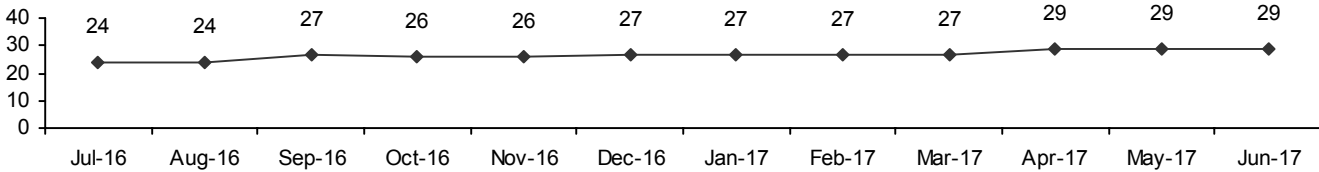
# Provider Fast Facts by County

June 2017

## Major County

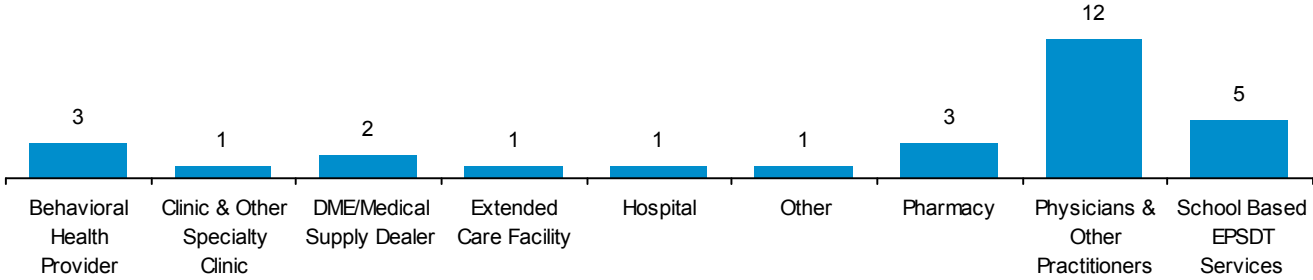
Provider Network is providers who are contracted to provide health care services by locations, programs, types, and specialties. Providers are being counted multiple times if they have multiple locations, programs, types, and/or specialties. The term "contracted" is defined as a provider that was enrolled with Oklahoma SoonerCare within the reporting period, it does not necessarily indicate participation.

**Provider Network Count**



0 Newly Enrolled Provider. The data is based on the new provider IDs added to the system during the reporting month. The effective date of the contract may or may not be in that month.

**Provider Network by Type**

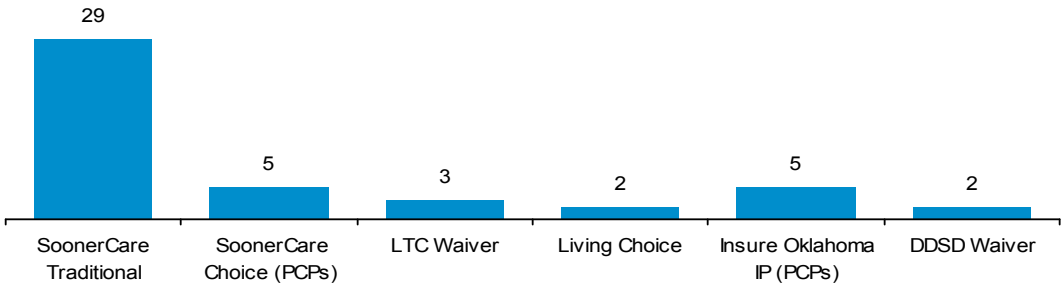


**Primary Care Provider (PCP) Capacities**

SoonerCare Program	Total Capacity	% of Capacity Used
SoonerCare Choice	600	90.67%
Insure Oklahoma IP	200	2.00%

Total Capacity represents the maximum number of members that PCPs request to have assigned within OHCA's limit. Panels on hold status are excluded from the capacity calculation.

**Provider Network by Program**



**Acronyms**

- DDSD - Developmental Disabilities Services Division
- DME - Durable Medical Equipment
- IP - Individual Plan
- I/T/U - Indian Health Service/Tribal/ Urban Indian
- LTC - Long-Term Care
- PCMH - Patient Centered Medical Home
- PCP - Primary Care Provider

# Provider Fast Facts by County

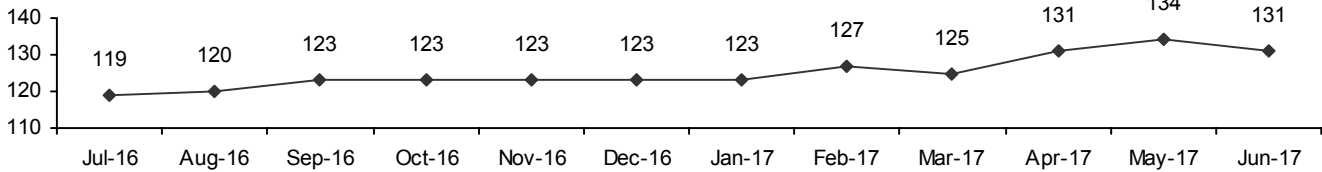
June 2017



## Marshall County

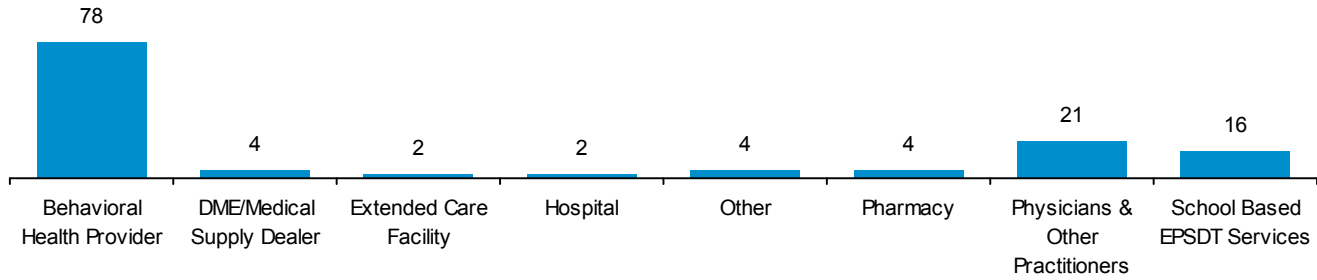
Provider Network is providers who are contracted to provide health care services by locations, programs, types, and specialties. Providers are being counted multiple times if they have multiple locations, programs, types, and/or specialties. The term "contracted" is defined as a provider that was enrolled with Oklahoma SoonerCare within the reporting period, it does not necessarily indicate participation.

**Provider Network Count**



0 Newly Enrolled Provider. The data is based on the new provider IDs added to the system during the reporting month. The effective date of the contract may or may not be in that month.

**Provider Network by Type**

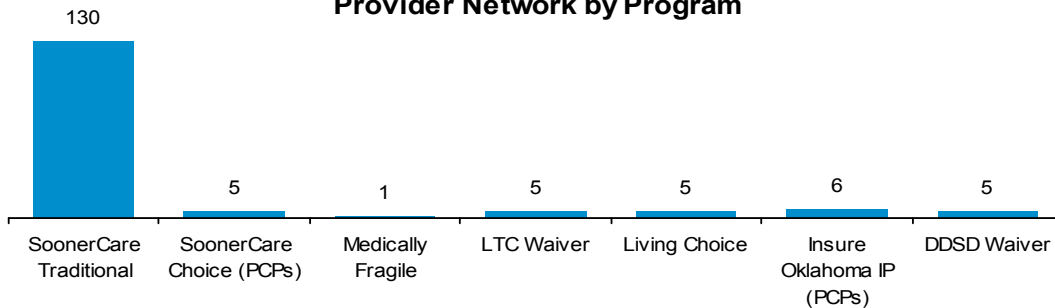


**Primary Care Provider (PCP) Capacities**

SoonerCare Program	Total Capacity	% of Capacity Used
SoonerCare Choice	6,100	22.61%
Insure Oklahoma IP	2,050	0.78%

Total Capacity represents the maximum number of members that PCPs request to have assigned within OHCA's limit. Panels on hold status are excluded from the capacity calculation.

**Provider Network by Program**



**Acronyms**

- DDSD - Developmental Disabilities Services Division
- DME - Durable Medical Equipment
- IP - Individual Plan
- I/T/U - Indian Health Service/Tribal/ Urban Indian
- LTC - Long-Term Care
- PCMH - Patient Centered Medical Home
- PCP - Primary Care Provider

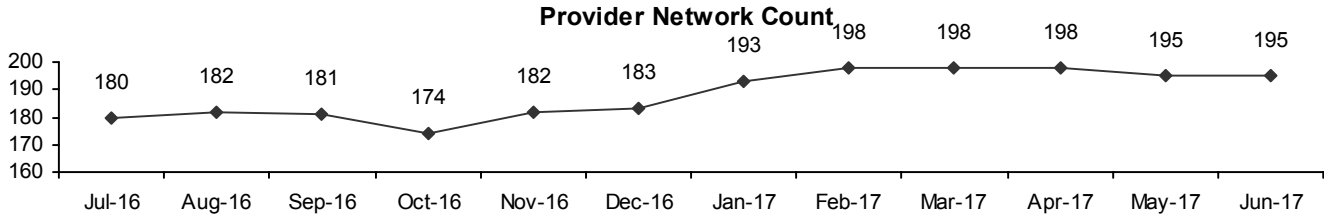
# Provider Fast Facts by County

June 2017

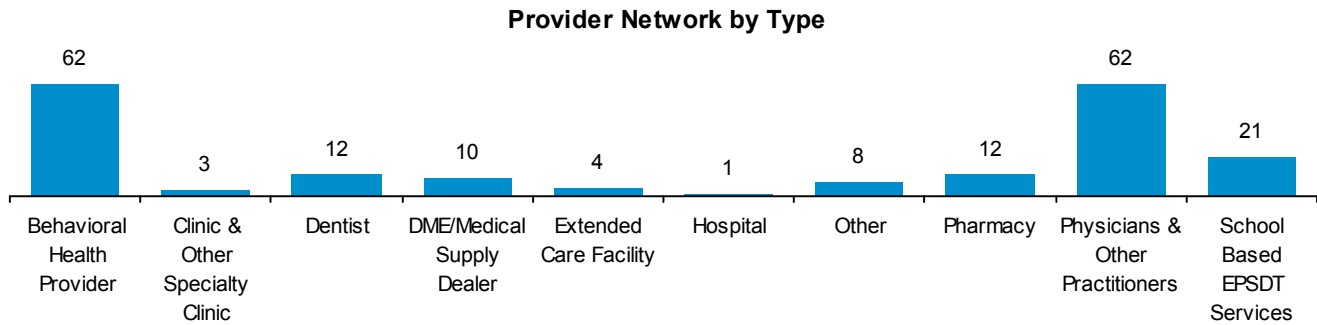


## Mayes County

Provider Network is providers who are contracted to provide health care services by locations, programs, types, and specialties. Providers are being counted multiple times if they have multiple locations, programs, types, and/or specialties. The term "contracted" is defined as a provider that was enrolled with Oklahoma SoonerCare within the reporting period, it does not necessarily indicate participation.



0 Newly Enrolled Provider. The data is based on the new provider IDs added to the system during the reporting month. The effective date of the contract may or may not be in that month.

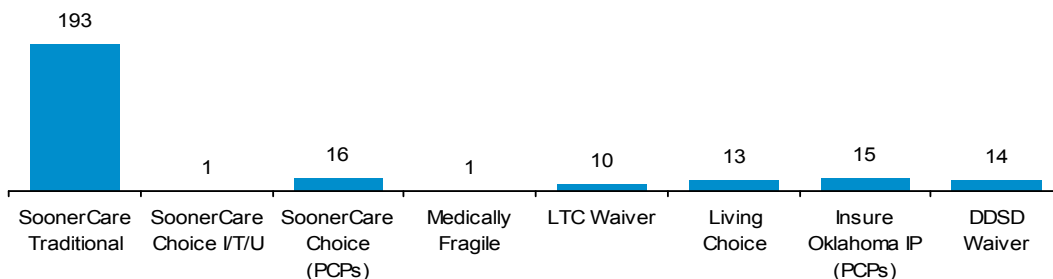


### Primary Care Provider (PCP) Capacities

SoonerCare Program	Total Capacity	% of Capacity Used
SoonerCare Choice	8,100	59.10%
SoonerCare Choice I/T/U	2,500	9.88%
Insure Oklahoma IP	3,350	1.73%

Total Capacity represents the maximum number of members that PCPs request to have assigned within OHCA's limit. Panels on hold status are excluded from the capacity calculation.

### Provider Network by Program



### Acronyms

- DDSD - Developmental Disabilities Services Division
- DME - Durable Medical Equipment
- IP - Individual Plan
- I/T/U - Indian Health Service/Tribal/ Urban Indian
- LTC - Long-Term Care
- PCMH - Patient Centered Medical Home
- PCP - Primary Care Provider

# Provider Fast Facts by County

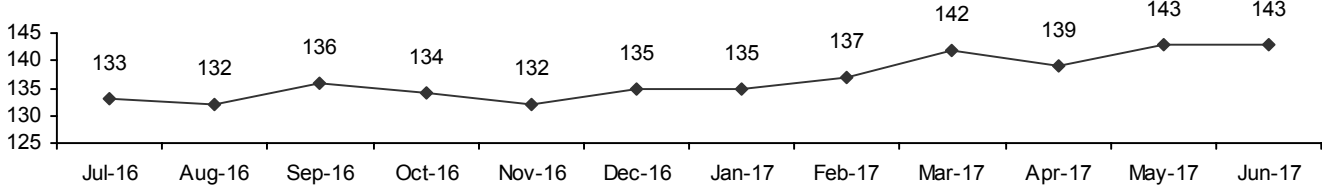
June 2017



## McClain County

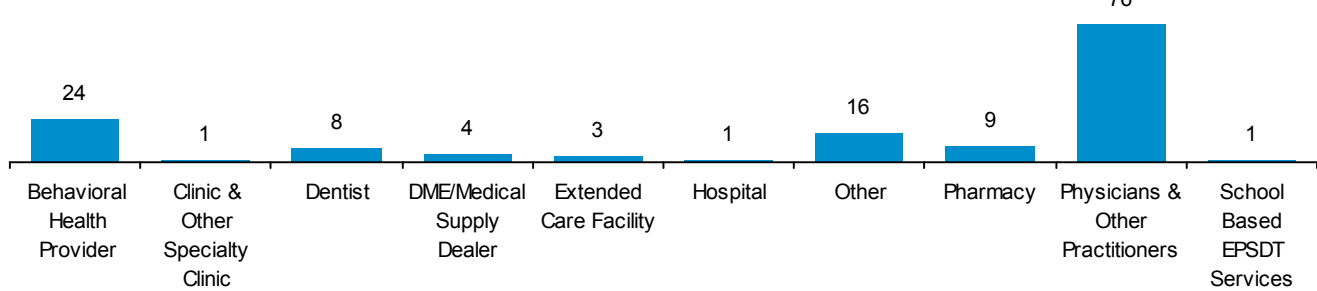
Provider Network is providers who are contracted to provide health care services by locations, programs, types, and specialties. Providers are being counted multiple times if they have multiple locations, programs, types, and/or specialties. The term "contracted" is defined as a provider that was enrolled with Oklahoma SoonerCare within the reporting period, it does not necessarily indicate participation.

**Provider Network Count**



0 Newly Enrolled Provider. The data is based on the new provider IDs added to the system during the reporting month. The effective date of the contract may or may not be in that month.

**Provider Network by Type**

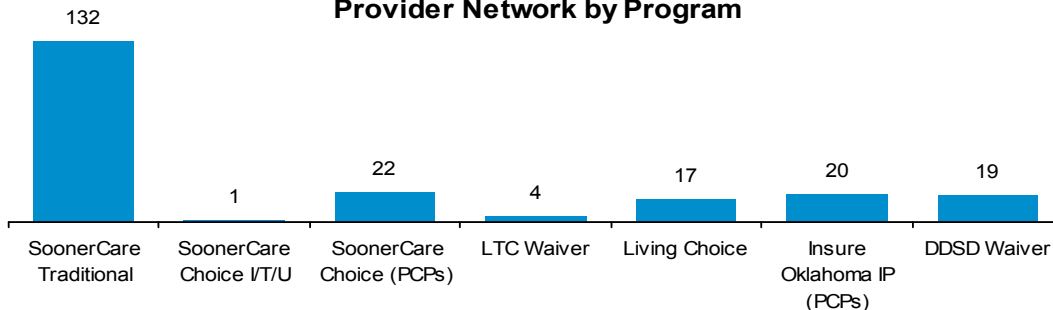


**Primary Care Provider (PCP) Capacities**

SoonerCare Program	Total Capacity	% of Capacity Used
SoonerCare Choice	5,970	62.04%
SoonerCare Choice I/T/U	500	8.40%
Insure Oklahoma IP	2,035	1.43%

Total Capacity represents the maximum number of members that PCPs request to have assigned within OHCA's limit. Panels on hold status are excluded from the capacity calculation.

**Provider Network by Program**



**Acronyms**

- DDSD - Developmental Disabilities Services Division
- DME - Durable Medical Equipment
- IP - Individual Plan
- I/T/U - Indian Health Service/Tribal/ Urban Indian
- LTC - Long-Term Care
- PCMH - Patient Centered Medical Home
- PCP - Primary Care Provider

# Provider Fast Facts by County

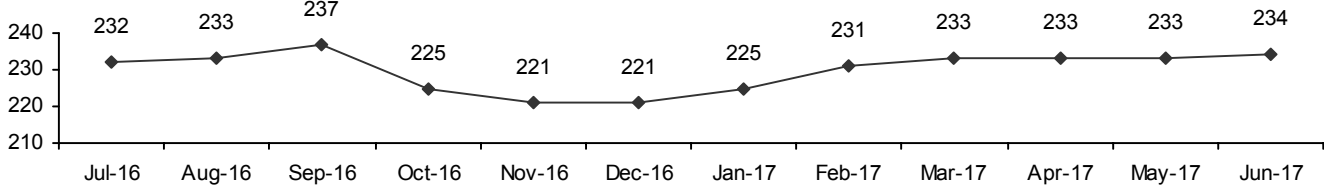
June 2017



## McCurtain County

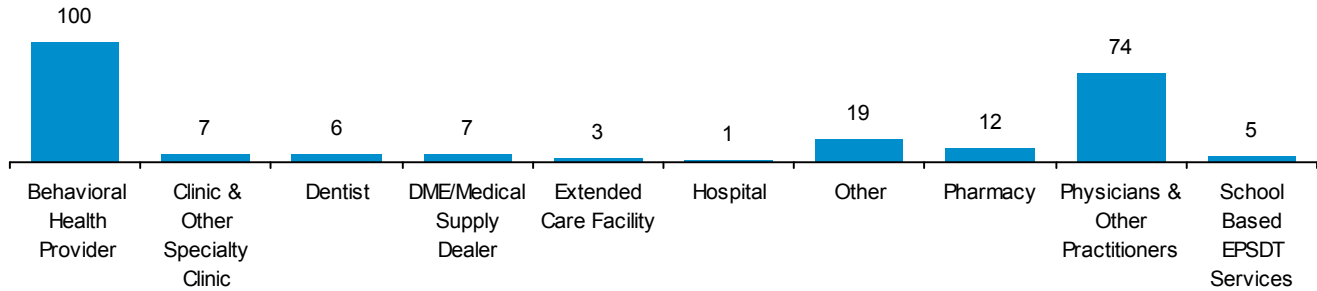
Provider Network is providers who are contracted to provide health care services by locations, programs, types, and specialties. Providers are being counted multiple times if they have multiple locations, programs, types, and/or specialties. The term "contracted" is defined as a provider that was enrolled with Oklahoma SoonerCare within the reporting period, it does not necessarily indicate participation.

**Provider Network Count**



1 Newly Enrolled Provider. The data is based on the new provider IDs added to the system during the reporting month. The effective date of the contract may or may not be in that month.

**Provider Network by Type**

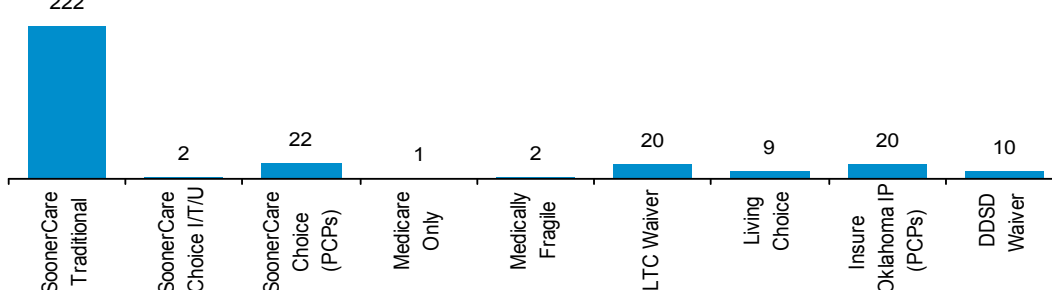


**Primary Care Provider (PCP) Capacities**

SoonerCare Program	Total Capacity	% of Capacity Used
SoonerCare Choice	18,469	34.21%
SoonerCare Choice I/T/U	3,750	6.88%
Insure Oklahoma IP	6,485	0.56%

Total Capacity represents the maximum number of members that PCPs request to have assigned within OHCA's limit. Panels on hold status are excluded from the capacity calculation.

**Provider Network by Program**



**Acronyms**

- DDSD - Developmental Disabilities Services Division
- DME - Durable Medical Equipment
- IP - Individual Plan
- I/T/U - Indian Health Service/Tribal/ Urban Indian
- LTC - Long-Term Care
- PCMH - Patient Centered Medical Home
- PCP - Primary Care Provider



# Provider Fast Facts by County

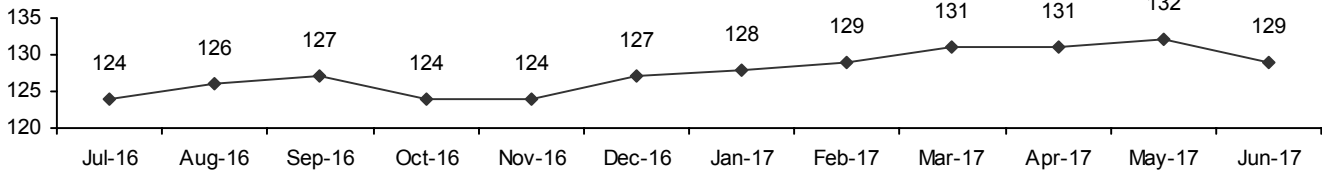
June 2017



## McIntosh County

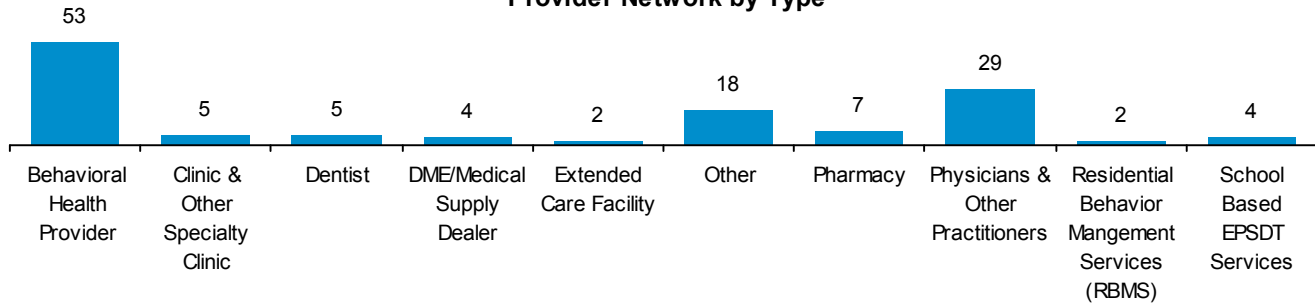
Provider Network is providers who are contracted to provide health care services by locations, programs, types, and specialties. Providers are being counted multiple times if they have multiple locations, programs, types, and/or specialties. The term "contracted" is defined as a provider that was enrolled with Oklahoma SoonerCare within the reporting period, it does not necessarily indicate participation.

**Provider Network Count**



0 Newly Enrolled Provider. The data is based on the new provider IDs added to the system during the reporting month. The effective date of the contract may or may not be in that month.

**Provider Network by Type**

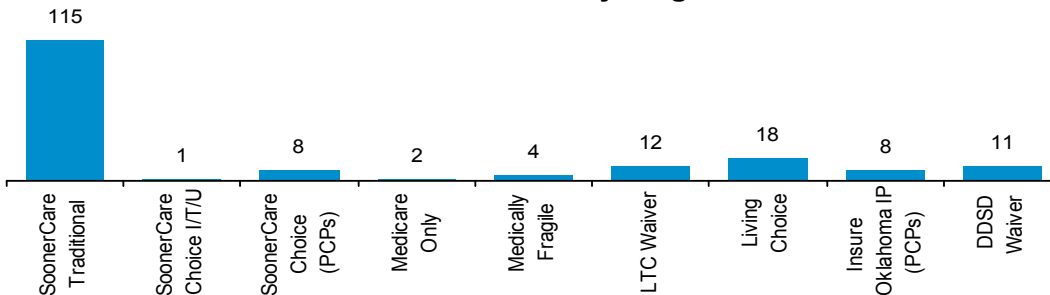


### Primary Care Provider (PCP) Capacities

SoonerCare Program	Total Capacity	% of Capacity Used
SoonerCare Choice	8,700	16.61%
SoonerCare Choice I/T/U	800	15.00%
Insure Oklahoma IP	5,400	0.61%

Total Capacity represents the maximum number of members that PCPs request to have assigned within OHCA's limit. Panels on hold status are excluded from the capacity calculation.

**Provider Network by Program**



#### Acronyms

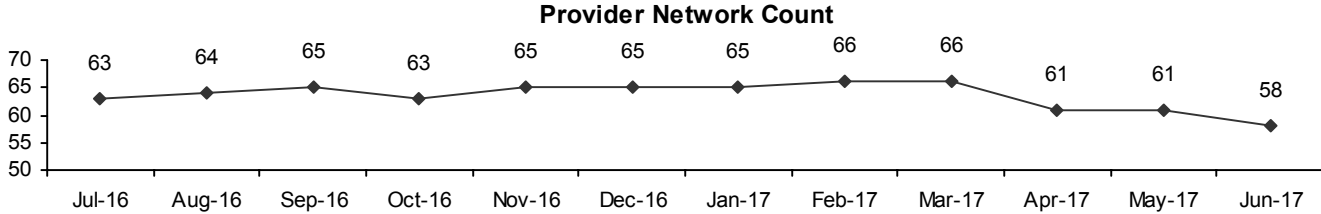
- DDSD - Developmental Disabilities Services Division
- DME - Durable Medical Equipment
- IP - Individual Plan
- I/T/U - Indian Health Service/Tribal/ Urban Indian
- LTC - Long-Term Care
- PCMH - Patient Centered Medical Home
- PCP - Primary Care Provider

# Provider Fast Facts by County

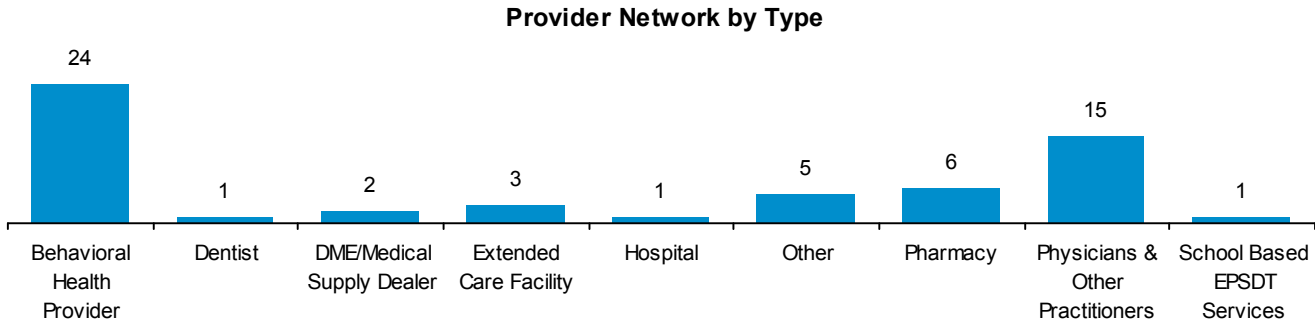
June 2017

## Murray County

Provider Network is providers who are contracted to provide health care services by locations, programs, types, and specialties. Providers are being counted multiple times if they have multiple locations, programs, types, and/or specialties. The term "contracted" is defined as a provider that was enrolled with Oklahoma SoonerCare within the reporting period, it does not necessarily indicate participation.



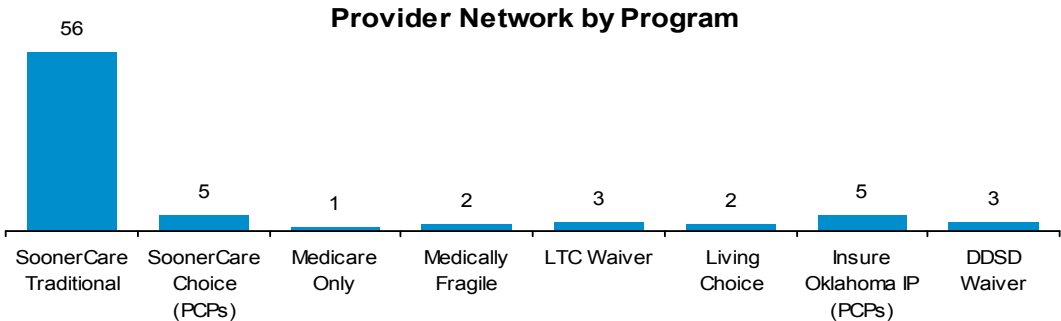
0 Newly Enrolled Provider. The data is based on the new provider IDs added to the system during the reporting month. The effective date of the contract may or may not be in that month.



### Primary Care Provider (PCP) Capacities

SoonerCare Program	Total Capacity	% of Capacity Used
SoonerCare Choice	5,775	16.24%
Insure Oklahoma IP	2,425	0.49%

Total Capacity represents the maximum number of members that PCPs request to have assigned within OHCA's limit. Panels on hold status are excluded from the capacity calculation.



### Acronyms

- DDSD - Developmental Disabilities Services Division
- DME - Durable Medical Equipment
- IP - Individual Plan
- I/T/U - Indian Health Service/Tribal/ Urban Indian
- LTC - Long-Term Care
- PCMH - Patient Centered Medical Home
- PCP - Primary Care Provider

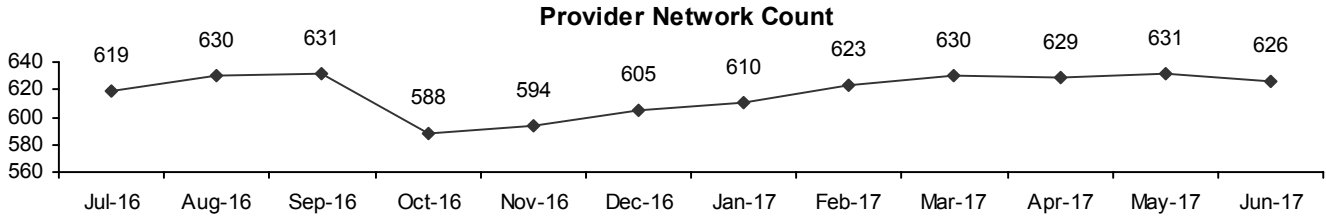
# Provider Fast Facts by County

June 2017

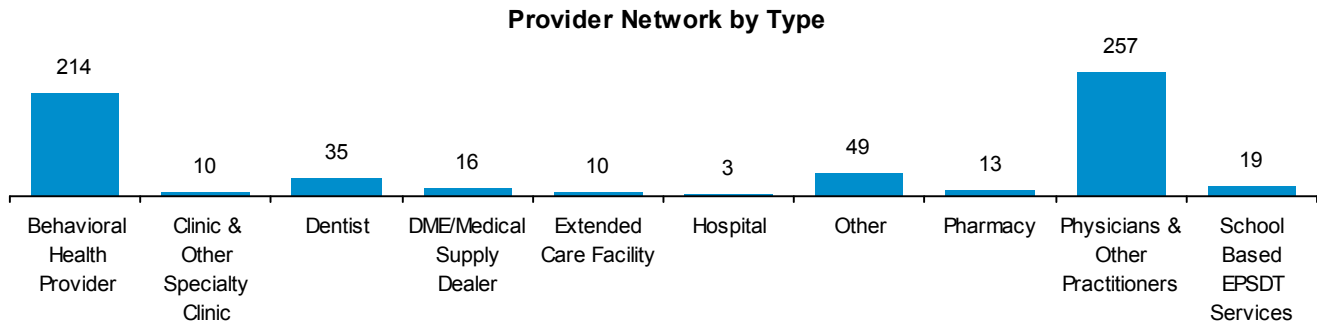


## Muskogee County

Provider Network is providers who are contracted to provide health care services by locations, programs, types, and specialties. Providers are being counted multiple times if they have multiple locations, programs, types, and/or specialties. The term "contracted" is defined as a provider that was enrolled with Oklahoma SoonerCare within the reporting period, it does not necessarily indicate participation.



5 Newly Enrolled Provider. The data is based on the new provider IDs added to the system during the reporting month. The effective date of the contract may or may not be in that month.

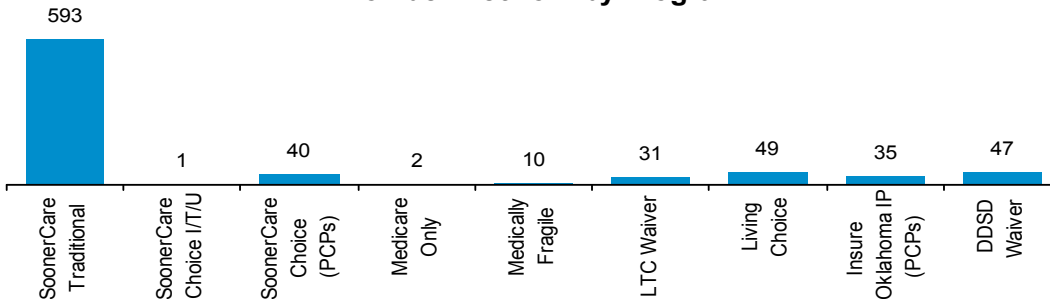


### Primary Care Provider (PCP) Capacities

SoonerCare Program	Total Capacity	% of Capacity Used
SoonerCare Choice	29,629	39.16%
SoonerCare Choice I/T/U	2,500	30.72%
Insure Oklahoma IP	7,711	0.66%

Total Capacity represents the maximum number of members that PCPs request to have assigned within OHCA's limit. Panels on hold status are excluded from the capacity calculation.

### Provider Network by Program



### Acronyms

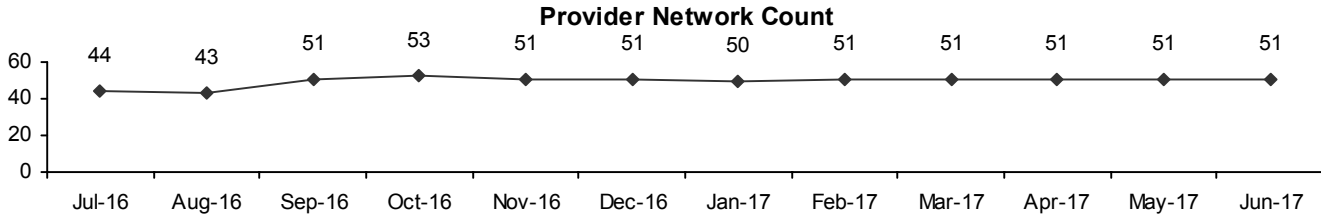
- DDSD - Developmental Disabilities Services Division
- DME - Durable Medical Equipment
- IP - Individual Plan
- I/T/U - Indian Health Service/Tribal/ Urban Indian
- LTC - Long-Term Care
- PCMH - Patient Centered Medical Home
- PCP - Primary Care Provider

# Provider Fast Facts by County

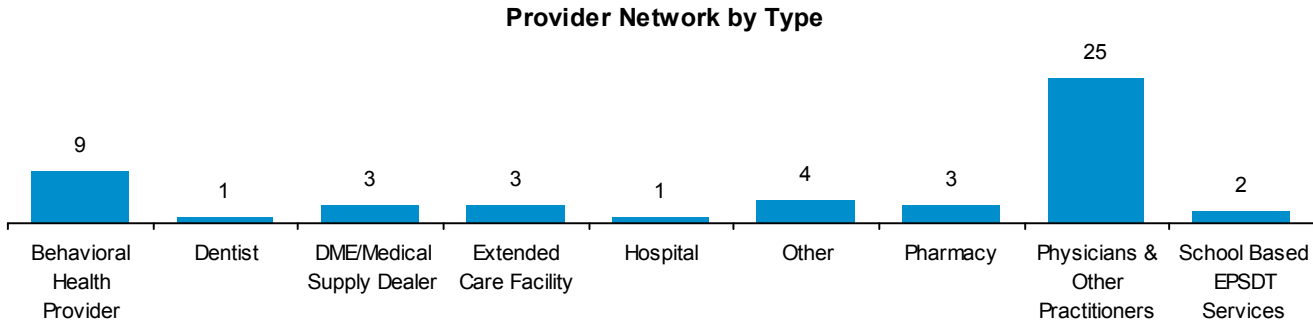
June 2017

## Noble County

Provider Network is providers who are contracted to provide health care services by locations, programs, types, and specialties. Providers are being counted multiple times if they have multiple locations, programs, types, and/or specialties. The term "contracted" is defined as a provider that was enrolled with Oklahoma SoonerCare within the reporting period, it does not necessarily indicate participation.



0 Newly Enrolled Provider. The data is based on the new provider IDs added to the system during the reporting month. The effective date of the contract may or may not be in that month.

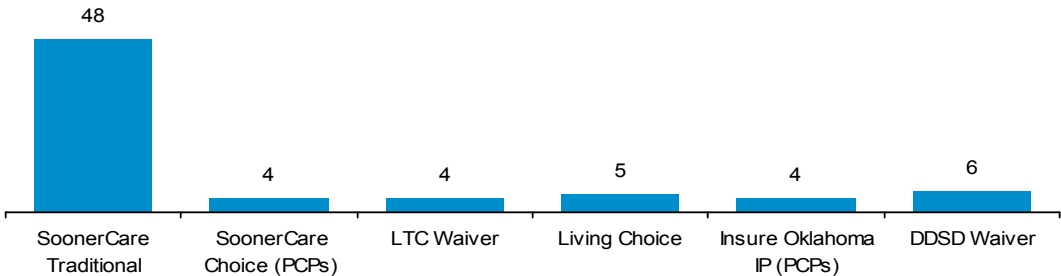


### Primary Care Provider (PCP) Capacities

SoonerCare Program	Total Capacity	% of Capacity Used
SoonerCare Choice	1,100	62.09%
Insure Oklahoma IP	500	1.00%

Total Capacity represents the maximum number of members that PCPs request to have assigned within OHCA's limit. Panels on hold status are excluded from the capacity calculation.

### Provider Network by Program



#### Acronyms

- DDSD - Developmental Disabilities Services Division
- DME - Durable Medical Equipment
- IP - Individual Plan
- I/T/U - Indian Health Service/Tribal/ Urban Indian
- LTC - Long-Term Care
- PCMH - Patient Centered Medical Home
- PCP - Primary Care Provider

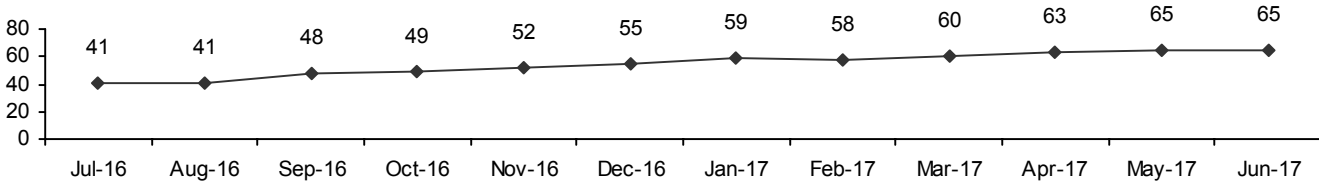
# Provider Fast Facts by County

June 2017

## Nowata County

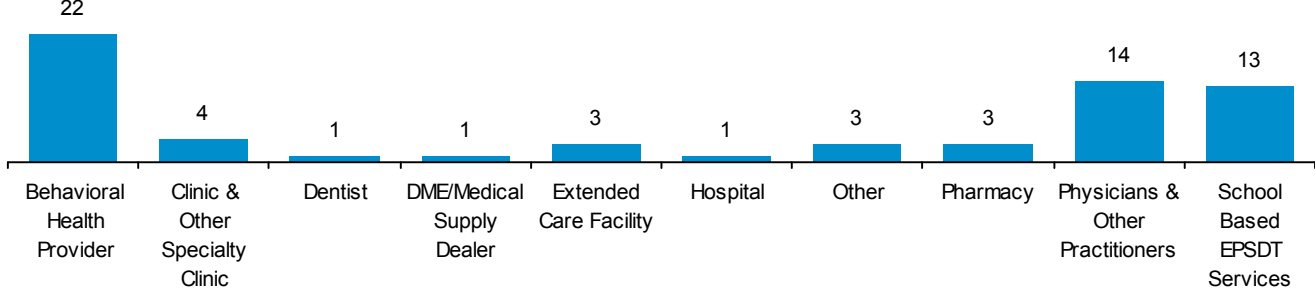
Provider Network is providers who are contracted to provide health care services by locations, programs, types, and specialties. Providers are being counted multiple times if they have multiple locations, programs, types, and/or specialties. The term "contracted" is defined as a provider that was enrolled with Oklahoma SoonerCare within the reporting period, it does not necessarily indicate participation.

**Provider Network Count**



1 Newly Enrolled Provider. The data is based on the new provider IDs added to the system during the reporting month. The effective date of the contract may or may not be in that month.

**Provider Network by Type**

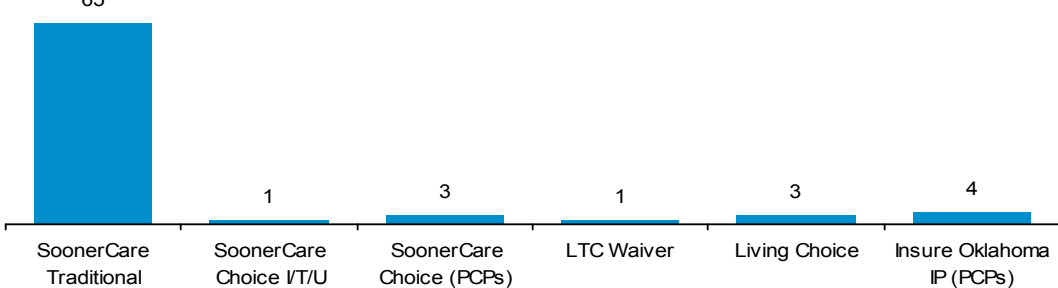


**Primary Care Provider (PCP) Capacities**

SoonerCare Program	Total Capacity	% of Capacity Used
SoonerCare Choice	5,000	16.98%
SoonerCare Choice I/T/U	2,500	2.68%
Insure Oklahoma IP	6,150	0.21%

Total Capacity represents the maximum number of members that PCPs request to have assigned within OHCA's limit. Panels on hold status are excluded from the capacity calculation.

**Provider Network by Program**



**Acronyms**

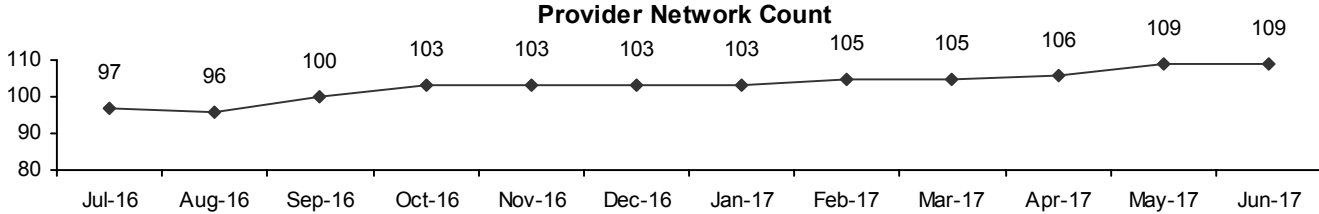
- DDSD - Developmental Disabilities Services Division
- DME - Durable Medical Equipment
- IP - Individual Plan
- I/T/U - Indian Health Service/Tribal/ Urban Indian
- LTC - Long-Term Care
- PCMH - Patient Centered Medical Home
- PCP - Primary Care Provider

# Provider Fast Facts by County

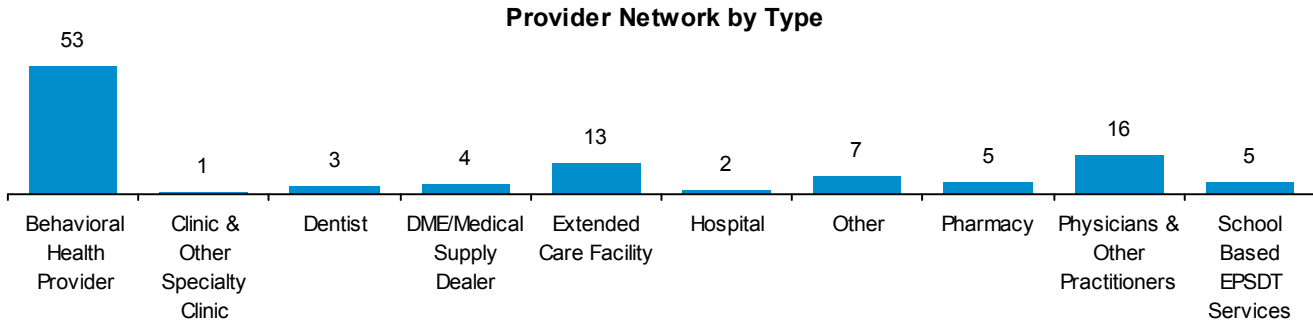
June 2017

## Okfuskee County

Provider Network is providers who are contracted to provide health care services by locations, programs, types, and specialties. Providers are being counted multiple times if they have multiple locations, programs, types, and/or specialties. The term "contracted" is defined as a provider that was enrolled with Oklahoma SoonerCare within the reporting period, it does not necessarily indicate participation.



0 Newly Enrolled Provider. The data is based on the new provider IDs added to the system during the reporting month. The effective date of the contract may or may not be in that month.

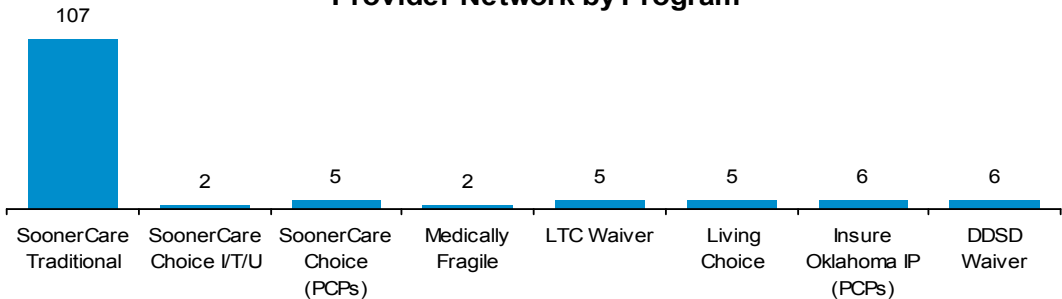


### Primary Care Provider (PCP) Capacities

SoonerCare Program	Total Capacity	% of Capacity Used
SoonerCare Choice	1,350	59.93%
SoonerCare Choice I/T/U	3,900	3.44%
Insure Oklahoma IP	6,000	0.03%

Total Capacity represents the maximum number of members that PCPs request to have assigned within OHCA's limit. Panels on hold status are excluded from the capacity calculation.

### Provider Network by Program



#### Acronyms

- DDSD - Developmental Disabilities Services Division
- DME - Durable Medical Equipment
- IP - Individual Plan
- I/T/U - Indian Health Service/Tribal/ Urban Indian
- LTC - Long-Term Care
- PCMH - Patient Centered Medical Home
- PCP - Primary Care Provider

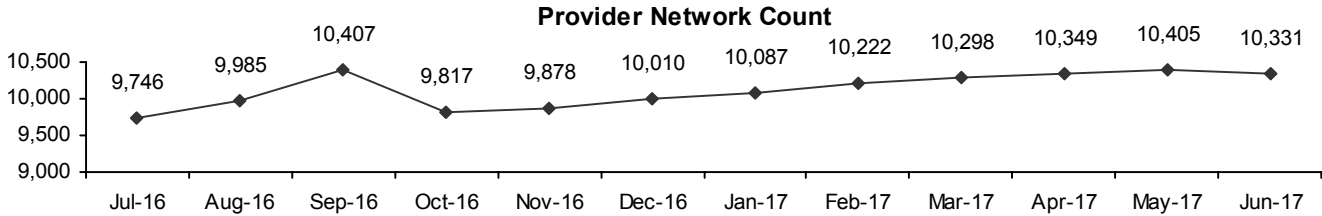
# Provider Fast Facts by County

June 2017

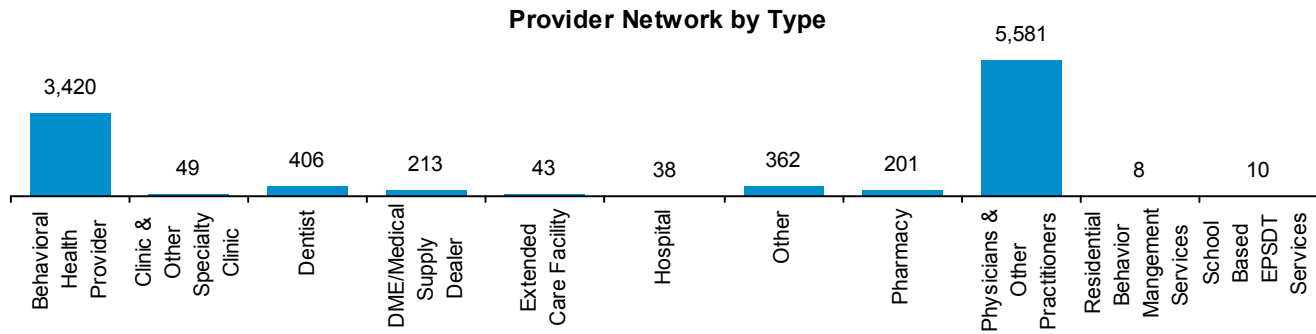


## Oklahoma County

Provider Network is providers who are contracted to provide health care services by locations, programs, types, and specialties. Providers are being counted multiple times if they have multiple locations, programs, types, and/or specialties. The term "contracted" is defined as a provider that was enrolled with Oklahoma SoonerCare within the reporting period, it does not necessarily indicate participation.



41 Newly Enrolled Provider. The data is based on the new provider IDs added to the system during the reporting month. The effective date of the contract may or may not be in that month.

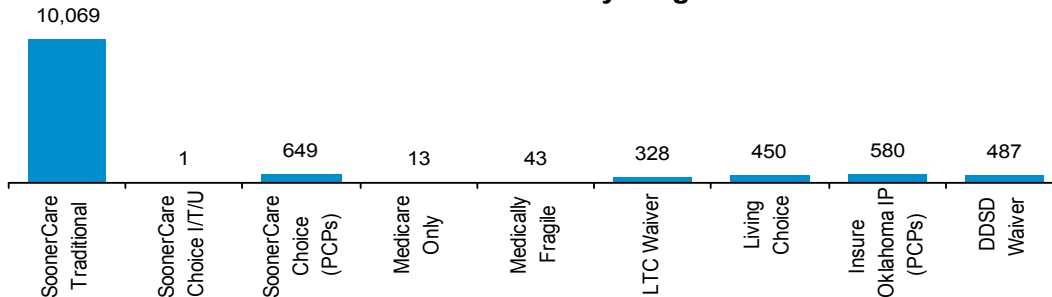


### Primary Care Provider (PCP) Capacities

SoonerCare Program	Total Capacity	% of Capacity Used
SoonerCare Choice	266,673	43.86%
SoonerCare Choice I/T/U	2,500	46.96%
Insure Oklahoma IP	106,352	1.97%

Total Capacity represents the maximum number of members that PCPs request to have assigned within OHCA's limit. Panels on hold status are excluded from the capacity calculation.

### Provider Network by Program



### Acronyms

- DDSD - Developmental Disabilities Services Division
- DME - Durable Medical Equipment
- IP - Individual Plan
- I/T/U - Indian Health Service/Tribal/ Urban Indian
- LTC - Long-Term Care
- PCMH - Patient Centered Medical Home
- PCP - Primary Care Provider

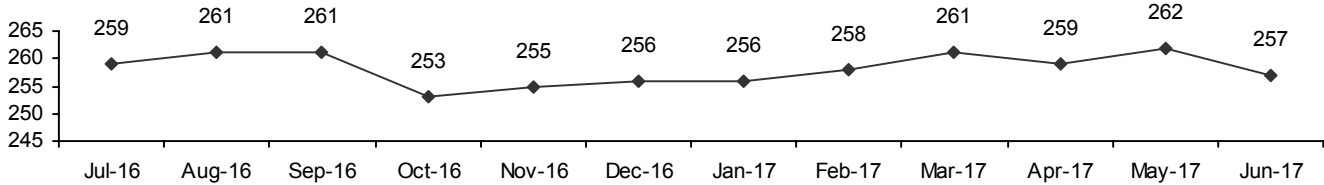
# Provider Fast Facts by County

June 2017

## Okmulgee County

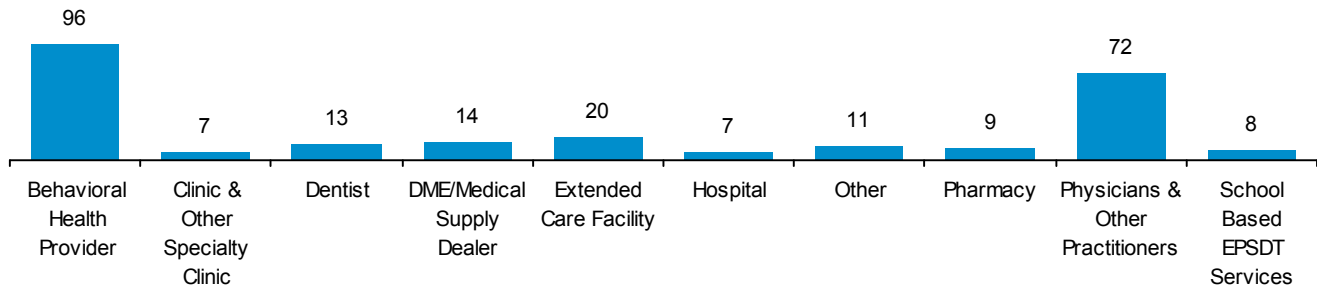
Provider Network is providers who are contracted to provide health care services by locations, programs, types, and specialties. Providers are being counted multiple times if they have multiple locations, programs, types, and/or specialties. The term "contracted" is defined as a provider that was enrolled with Oklahoma SoonerCare within the reporting period, it does not necessarily indicate participation.

**Provider Network Count**



2 Newly Enrolled Provider. The data is based on the new provider IDs added to the system during the reporting month. The effective date of the contract may or may not be in that month.

**Provider Network by Type**

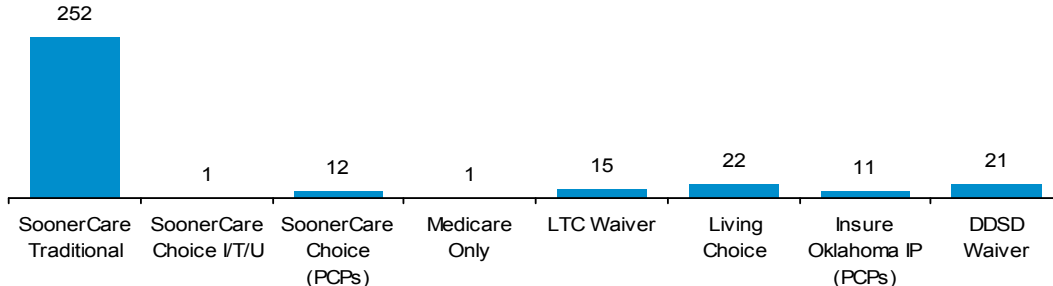


**Primary Care Provider (PCP) Capacities**

SoonerCare Program	Total Capacity	% of Capacity Used
SoonerCare Choice	11,075	50.22%
SoonerCare Choice I/T/U	1,000	66.10%
Insure Oklahoma IP	13,368	0.29%

Total Capacity represents the maximum number of members that PCPs request to have assigned within OHCA's limit. Panels on hold status are excluded from the capacity calculation.

**Provider Network by Program**



**Acronyms**

- DDSD - Developmental Disabilities Services Division
- DME - Durable Medical Equipment
- IP - Individual Plan
- I/T/U - Indian Health Service/Tribal/ Urban Indian
- LTC - Long-Term Care
- PCMH - Patient Centered Medical Home
- PCP - Primary Care Provider

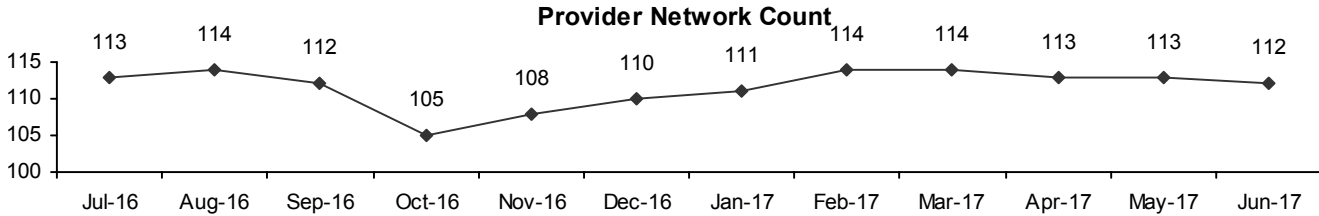


# Provider Fast Facts by County

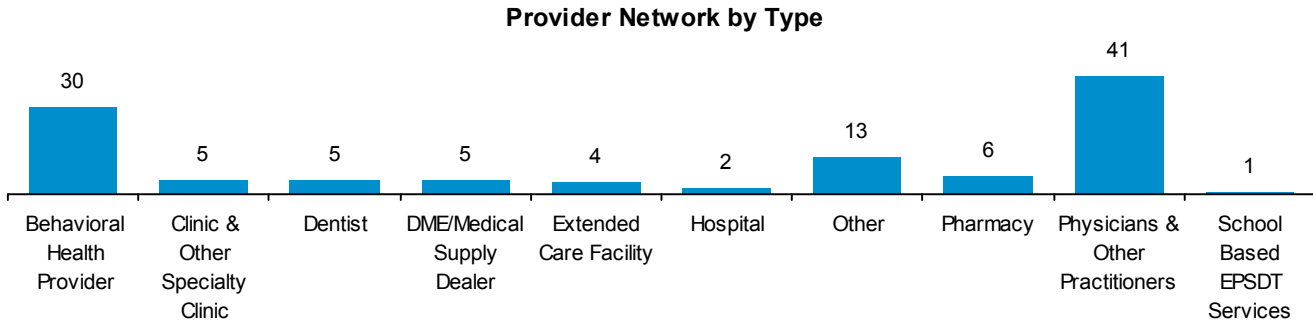
June 2017

## Osage County

Provider Network is providers who are contracted to provide health care services by locations, programs, types, and specialties. Providers are being counted multiple times if they have multiple locations, programs, types, and/or specialties. The term "contracted" is defined as a provider that was enrolled with Oklahoma SoonerCare within the reporting period, it does not necessarily indicate participation.



0 Newly Enrolled Provider. The data is based on the new provider IDs added to the system during the reporting month. The effective date of the contract may or may not be in that month.

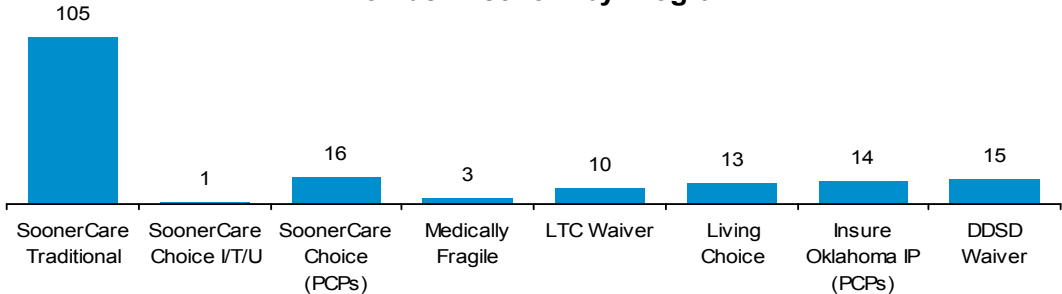


### Primary Care Provider (PCP) Capacities

SoonerCare Program	Total Capacity	% of Capacity Used
SoonerCare Choice	6,950	24.40%
SoonerCare Choice I/T/U	1,000	5.70%
Insure Oklahoma IP	4,250	0.54%

Total Capacity represents the maximum number of members that PCPs request to have assigned within OHCA's limit. Panels on hold status are excluded from the capacity calculation.

### Provider Network by Program



### Acronyms

- DDSD - Developmental Disabilities Services Division
- DME - Durable Medical Equipment
- IP - Individual Plan
- I/T/U - Indian Health Service/Tribal/ Urban Indian
- LTC - Long-Term Care
- PCMH - Patient Centered Medical Home
- PCP - Primary Care Provider

# Provider Fast Facts by County

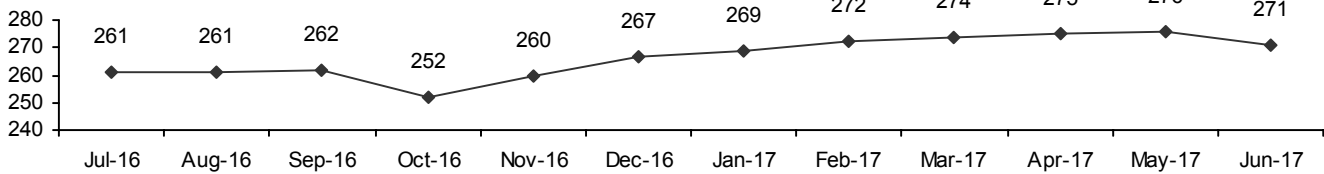
June 2017



## Ottawa County

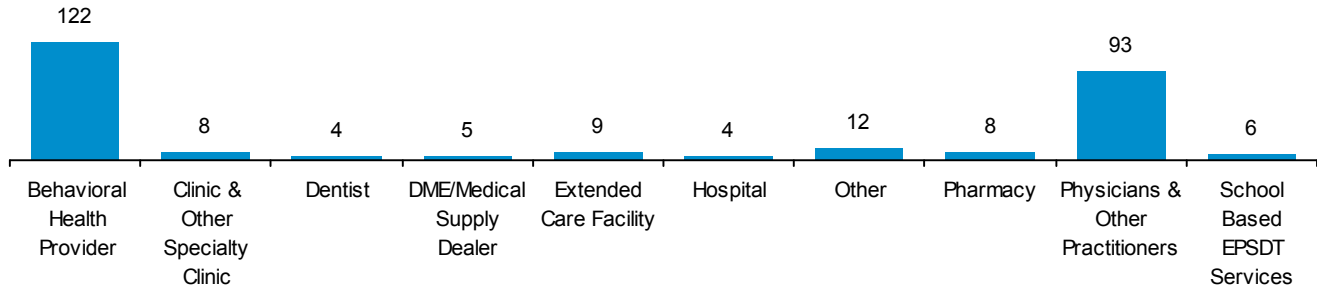
Provider Network is providers who are contracted to provide health care services by locations, programs, types, and specialties. Providers are being counted multiple times if they have multiple locations, programs, types, and/or specialties. The term "contracted" is defined as a provider that was enrolled with Oklahoma SoonerCare within the reporting period, it does not necessarily indicate participation.

**Provider Network Count**



0 Newly Enrolled Provider. The data is based on the new provider IDs added to the system during the reporting month. The effective date of the contract may or may not be in that month.

**Provider Network by Type**

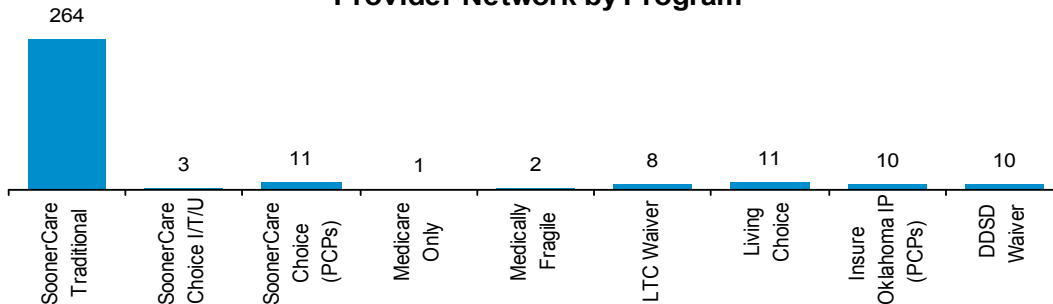


### Primary Care Provider (PCP) Capacities

SoonerCare Program	Total Capacity	% of Capacity Used
SoonerCare Choice	9,050	53.03%
SoonerCare Choice I/T/U	3,300	9.03%
Insure Oklahoma IP	4,170	0.77%

Total Capacity represents the maximum number of members that PCPs request to have assigned within OHCA's limit. Panels on hold status are excluded from the capacity calculation.

**Provider Network by Program**



#### Acronyms

- DDSD - Developmental Disabilities Services Division
- DME - Durable Medical Equipment
- IP - Individual Plan
- I/T/U - Indian Health Service/Tribal/ Urban Indian
- LTC - Long-Term Care
- PCMH - Patient Centered Medical Home
- PCP - Primary Care Provider

# Provider Fast Facts by County

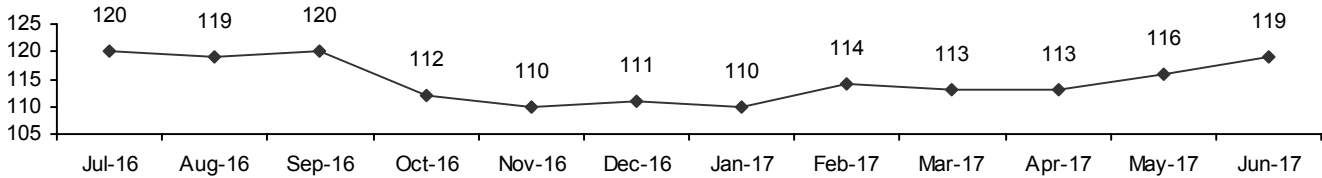
June 2017



## Pawnee County

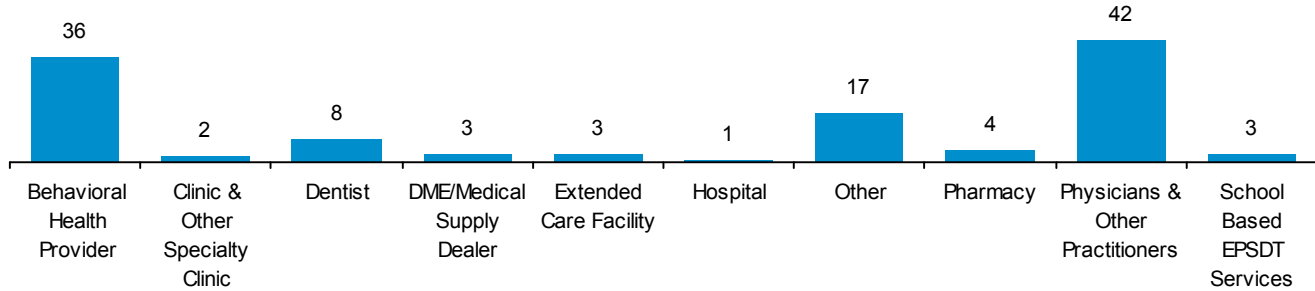
Provider Network is providers who are contracted to provide health care services by locations, programs, types, and specialties. Providers are being counted multiple times if they have multiple locations, programs, types, and/or specialties. The term "contracted" is defined as a provider that was enrolled with Oklahoma SoonerCare within the reporting period, it does not necessarily indicate participation.

**Provider Network Count**



2 Newly Enrolled Provider. The data is based on the new provider IDs added to the system during the reporting month. The effective date of the contract may or may not be in that month.

**Provider Network by Type**

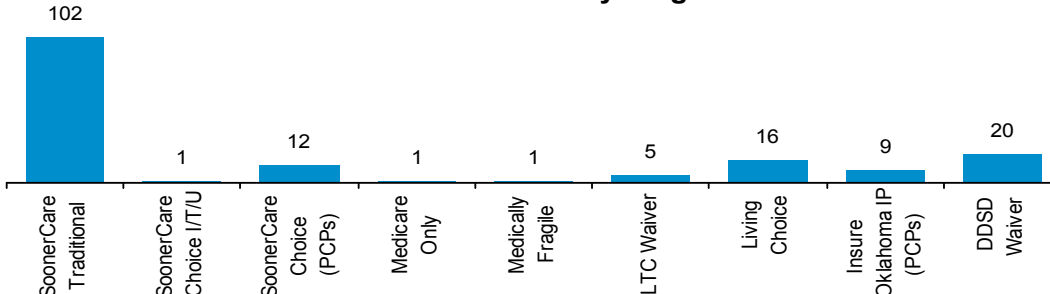


**Primary Care Provider (PCP) Capacities**

SoonerCare Program	Total Capacity	% of Capacity Used
SoonerCare Choice	6,750	25.48%
SoonerCare Choice I/T/U	2,500	7.40%
Insure Oklahoma IP	2,400	0.75%

Total Capacity represents the maximum number of members that PCPs request to have assigned within OHCA's limit. Panels on hold status are excluded from the capacity calculation.

**Provider Network by Program**



**Acronyms**

- DDSD - Developmental Disabilities Services Division
- DME - Durable Medical Equipment
- IP - Individual Plan
- I/T/U - Indian Health Service/Tribal/ Urban Indian
- LTC - Long-Term Care
- PCMH - Patient Centered Medical Home
- PCP - Primary Care Provider

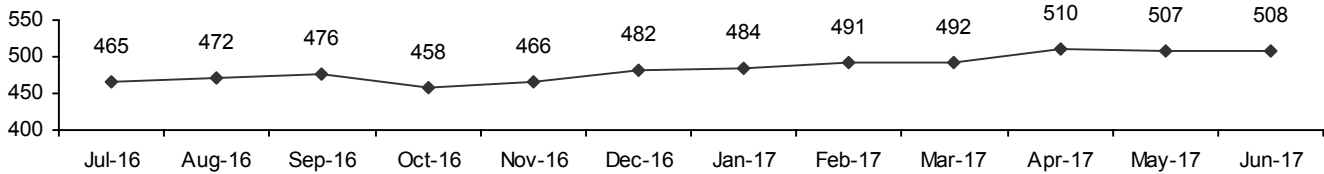
# Provider Fast Facts by County

June 2017

## Payne County

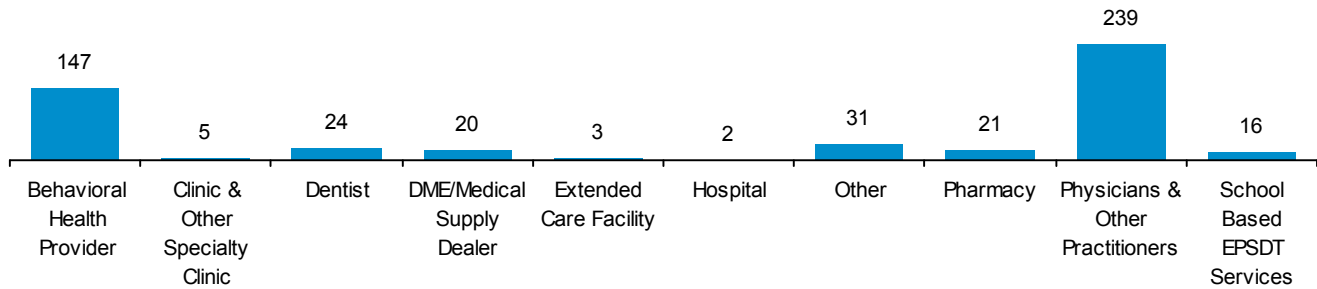
Provider Network is providers who are contracted to provide health care services by locations, programs, types, and specialties. Providers are being counted multiple times if they have multiple locations, programs, types, and/or specialties. The term "contracted" is defined as a provider that was enrolled with Oklahoma SoonerCare within the reporting period, it does not necessarily indicate participation.

**Provider Network Count**



1 Newly Enrolled Provider. The data is based on the new provider IDs added to the system during the reporting month. The effective date of the contract may or may not be in that month.

**Provider Network by Type**

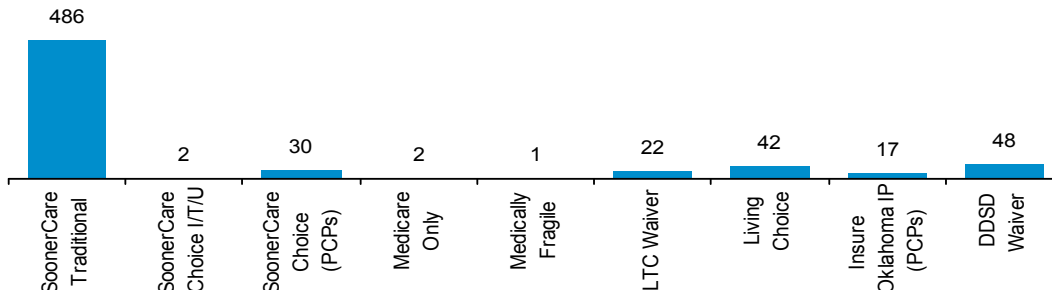


**Primary Care Provider (PCP) Capacities**

SoonerCare Program	Total Capacity	% of Capacity Used
SoonerCare Choice	13,400	61.56%
SoonerCare Choice I/T/U	1,000	13.70%
Insure Oklahoma IP	2,935	2.25%

Total Capacity represents the maximum number of members that PCPs request to have assigned within OHCA's limit. Panels on hold status are excluded from the capacity calculation.

**Provider Network by Program**



**Acronyms**

- DDSD - Developmental Disabilities Services Division
- DME - Durable Medical Equipment
- IP - Individual Plan
- I/T/U - Indian Health Service/Tribal/ Urban Indian
- LTC - Long-Term Care
- PCMH - Patient Centered Medical Home
- PCP - Primary Care Provider

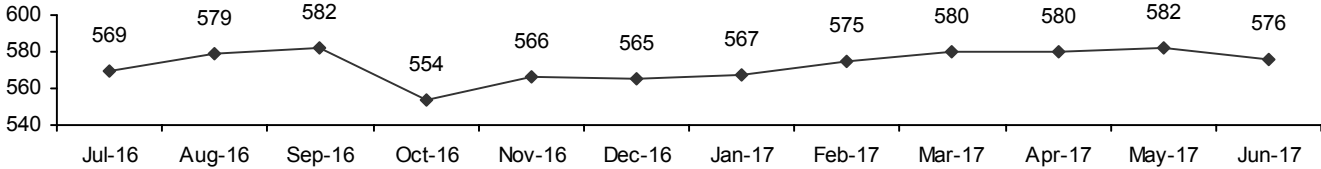
# Provider Fast Facts by County

June 2017

## Pittsburg County

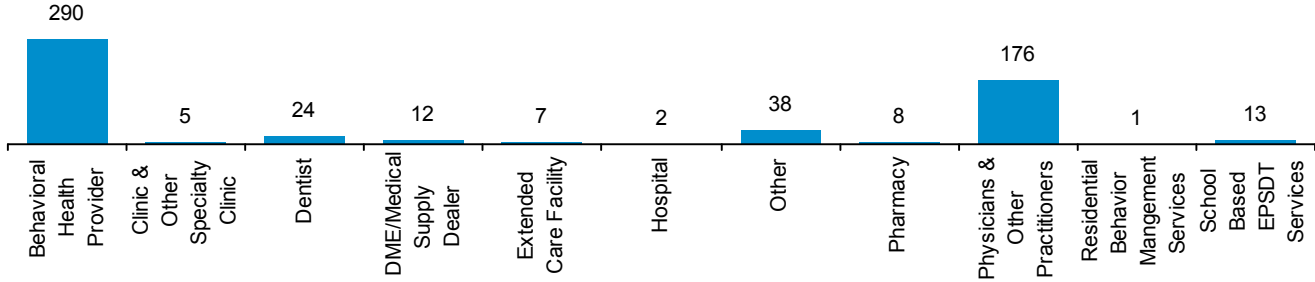
Provider Network is providers who are contracted to provide health care services by locations, programs, types, and specialties. Providers are being counted multiple times if they have multiple locations, programs, types, and/or specialties. The term "contracted" is defined as a provider that was enrolled with Oklahoma SoonerCare within the reporting period, it does not necessarily indicate participation.

**Provider Network Count**



3 Newly Enrolled Provider. The data is based on the new provider IDs added to the system during the reporting month. The effective date of the contract may or may not be in that month.

**Provider Network by Type**

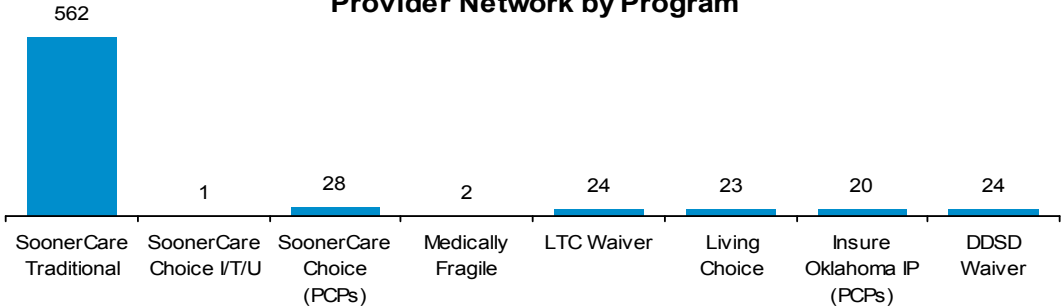


**Primary Care Provider (PCP) Capacities**

SoonerCare Program	Total Capacity	% of Capacity Used
SoonerCare Choice	13,410	51.53%
SoonerCare Choice I/T/U	1,250	39.28%
Insure Oklahoma IP	2,150	1.21%

Total Capacity represents the maximum number of members that PCPs request to have assigned within OHCA's limit. Panels on hold status are excluded from the capacity calculation.

**Provider Network by Program**



**Acronyms**

- DDSD - Developmental Disabilities Services Division
- DME - Durable Medical Equipment
- IP - Individual Plan
- I/T/U - Indian Health Service/Tribal/ Urban Indian
- LTC - Long-Term Care
- PCMH - Patient Centered Medical Home
- PCP - Primary Care Provider

# Provider Fast Facts by County

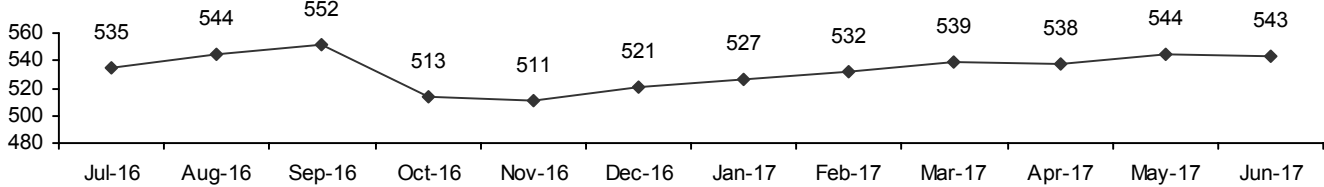
June 2017



## Pontotoc County

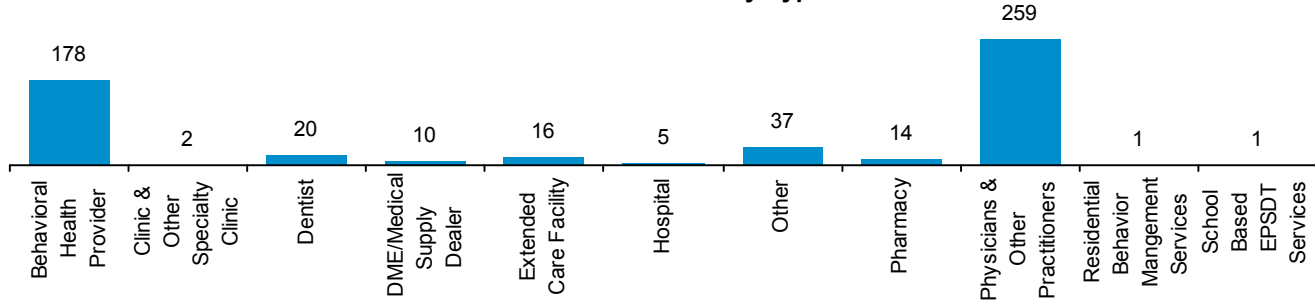
Provider Network is providers who are contracted to provide health care services by locations, programs, types, and specialties. Providers are being counted multiple times if they have multiple locations, programs, types, and/or specialties. The term "contracted" is defined as a provider that was enrolled with Oklahoma SoonerCare within the reporting period, it does not necessarily indicate participation.

**Provider Network Count**



5 Newly Enrolled Provider. The data is based on the new provider IDs added to the system during the reporting month. The effective date of the contract may or may not be in that month.

**Provider Network by Type**

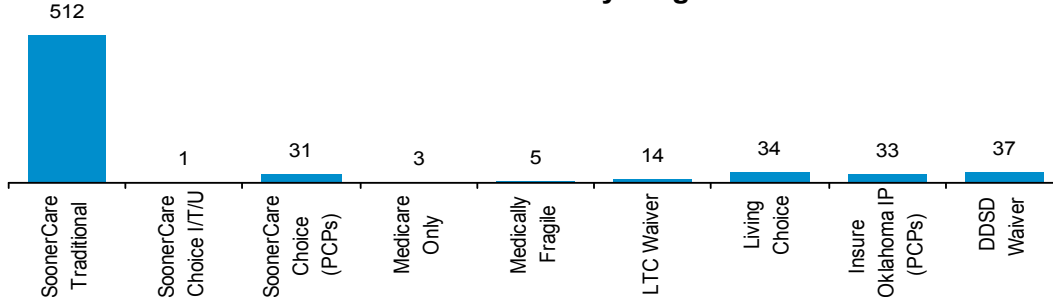


**Primary Care Provider (PCP) Capacities**

SoonerCare Program	Total Capacity	% of Capacity Used
SoonerCare Choice	18,300	26.99%
SoonerCare Choice I/T/U	2,000	90.35%
Insure Oklahoma IP	9,650	0.50%

Total Capacity represents the maximum number of members that PCPs request to have assigned within OHCA's limit. Panels on hold status are excluded from the capacity calculation.

**Provider Network by Program**



**Acronyms**

- DDSD - Developmental Disabilities Services Division
- DME - Durable Medical Equipment
- IP - Individual Plan
- I/T/U - Indian Health Service/Tribal/ Urban Indian
- LTC - Long-Term Care
- PCMH - Patient Centered Medical Home
- PCP - Primary Care Provider

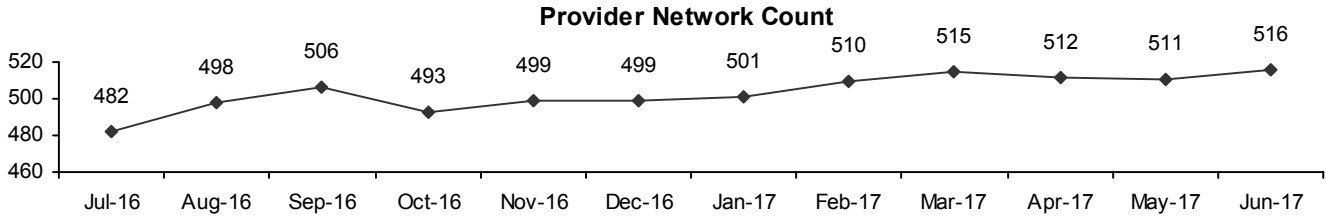
# Provider Fast Facts by County

June 2017

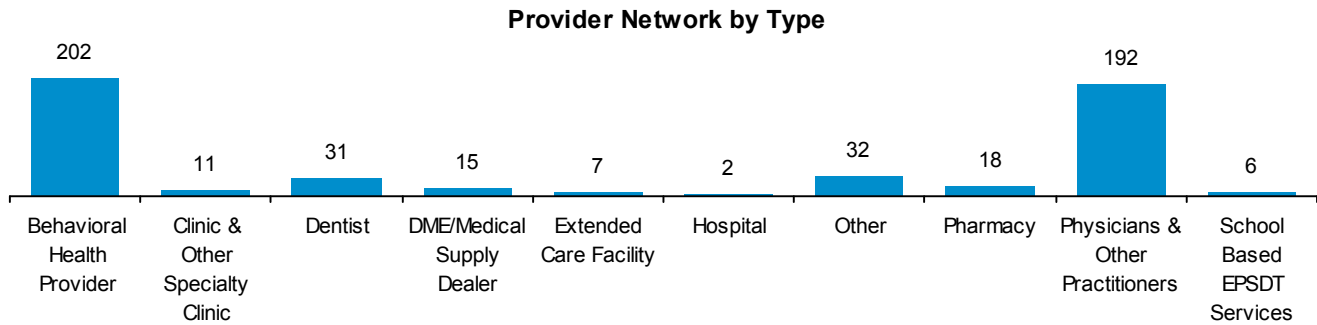


## Pottawatomie County

Provider Network is providers who are contracted to provide health care services by locations, programs, types, and specialties. Providers are being counted multiple times if they have multiple locations, programs, types, and/or specialties. The term "contracted" is defined as a provider that was enrolled with Oklahoma SoonerCare within the reporting period, it does not necessarily indicate participation.



1 Newly Enrolled Provider. The data is based on the new provider IDs added to the system during the reporting month. The effective date of the contract may or may not be in that month.

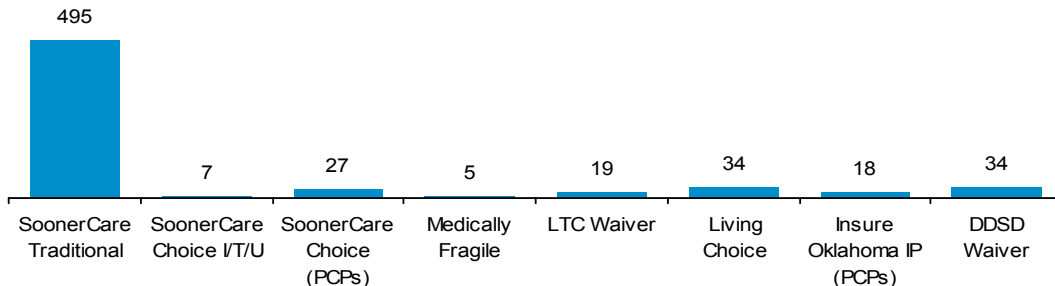


### Primary Care Provider (PCP) Capacities

SoonerCare Program	Total Capacity	% of Capacity Used
SoonerCare Choice	11,200	68.94%
SoonerCare Choice I/T/U	9,150	11.53%
Insure Oklahoma IP	11,825	0.40%

Total Capacity represents the maximum number of members that PCPs request to have assigned within OHCA's limit. Panels on hold status are excluded from the capacity calculation.

### Provider Network by Program



### Acronyms

- DDSD - Developmental Disabilities Services Division
- DME - Durable Medical Equipment
- IP - Individual Plan
- I/T/U - Indian Health Service/Tribal/ Urban Indian
- LTC - Long-Term Care
- PCMH - Patient Centered Medical Home
- PCP - Primary Care Provider

# Provider Fast Facts by County

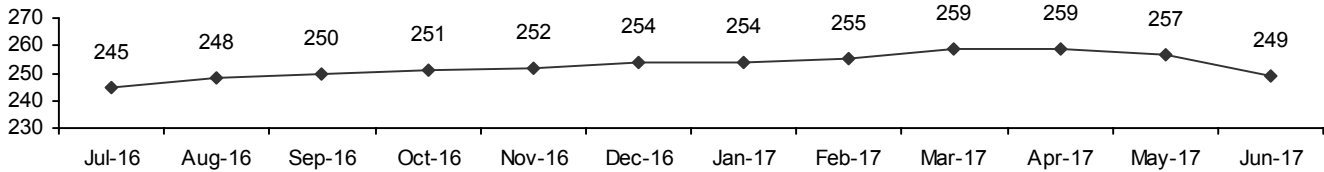
June 2017



## Pushmataha County

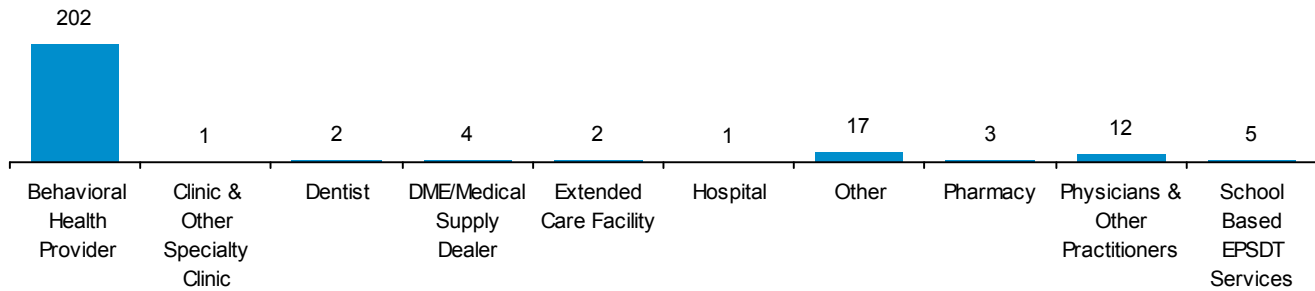
Provider Network is providers who are contracted to provide health care services by locations, programs, types, and specialties. Providers are being counted multiple times if they have multiple locations, programs, types, and/or specialties. The term "contracted" is defined as a provider that was enrolled with Oklahoma SoonerCare within the reporting period, it does not necessarily indicate participation.

**Provider Network Count**



0 Newly Enrolled Provider. The data is based on the new provider IDs added to the system during the reporting month. The effective date of the contract may or may not be in that month.

**Provider Network by Type**

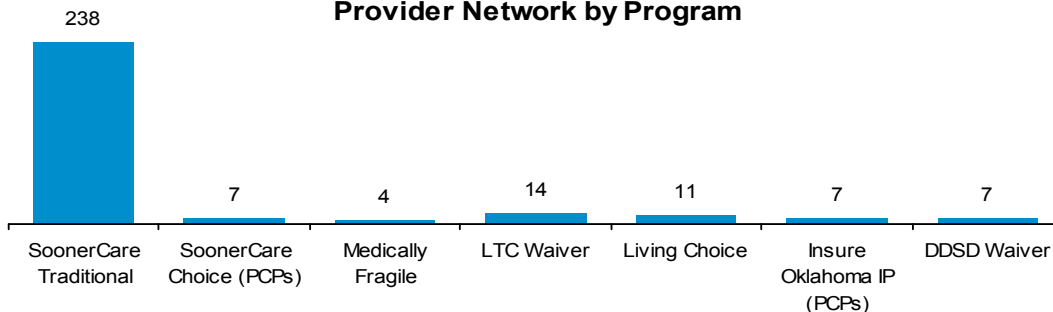


### Primary Care Provider (PCP) Capacities

SoonerCare Program	Total Capacity	% of Capacity Used
SoonerCare Choice	12,500	14.15%
Insure Oklahoma IP	1,250	2.08%

Total Capacity represents the maximum number of members that PCPs request to have assigned within OHCA's limit. Panels on hold status are excluded from the capacity calculation.

**Provider Network by Program**



### Acronyms

- DDSD - Developmental Disabilities Services Division
- DME - Durable Medical Equipment
- IP - Individual Plan
- I/T/U - Indian Health Service/Tribal/ Urban Indian
- LTC - Long-Term Care
- PCMH - Patient Centered Medical Home
- PCP - Primary Care Provider



# Provider Fast Facts by County

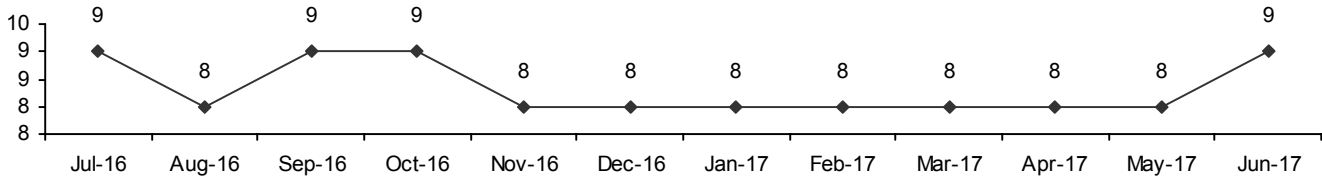
June 2017



## Roger Mills County

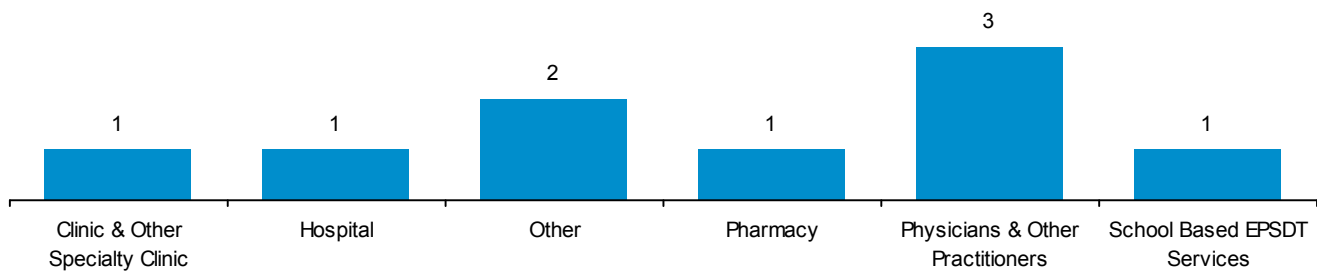
Provider Network is providers who are contracted to provide health care services by locations, programs, types, and specialties. Providers are being counted multiple times if they have multiple locations, programs, types, and/or specialties. The term "contracted" is defined as a provider that was enrolled with Oklahoma SoonerCare within the reporting period, it does not necessarily indicate participation.

**Provider Network Count**



1 Newly Enrolled Provider. The data is based on the new provider IDs added to the system during the reporting month. The effective date of the contract may or may not be in that month.

**Provider Network by Type**

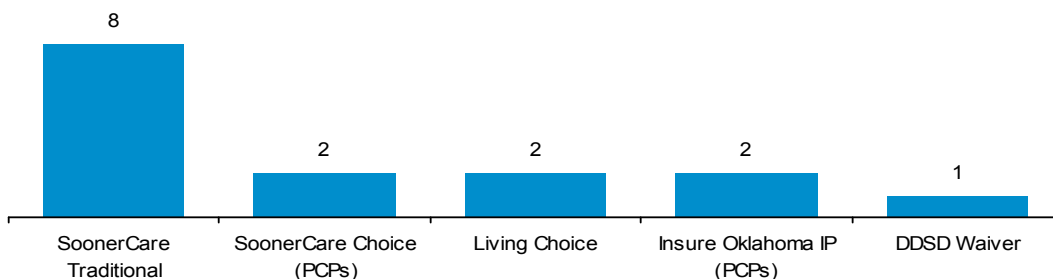


**Primary Care Provider (PCP) Capacities**

SoonerCare Program	Total Capacity	% of Capacity Used
SoonerCare Choice	1,100	19.45%
Insure Oklahoma IP	2,500	0.16%

Total Capacity represents the maximum number of members that PCPs request to have assigned within OHCA's limit. Panels on hold status are excluded from the capacity calculation.

**Provider Network by Program**



**Acronyms**

- DDSD - Developmental Disabilities Services Division
- DME - Durable Medical Equipment
- IP - Individual Plan
- I/T/U - Indian Health Service/Tribal/ Urban Indian
- LTC - Long-Term Care
- PCMH - Patient Centered Medical Home
- PCP - Primary Care Provider

# Provider Fast Facts by County

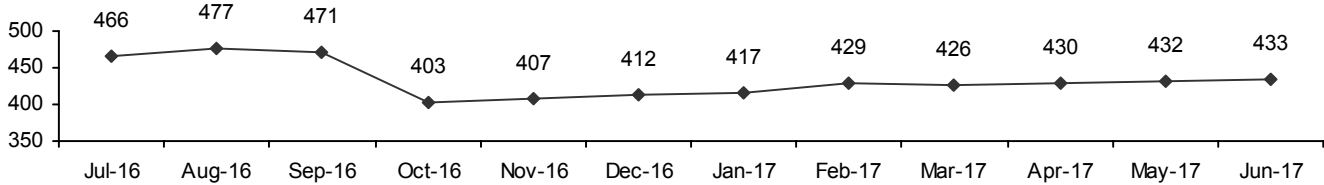
June 2017



## Rogers County

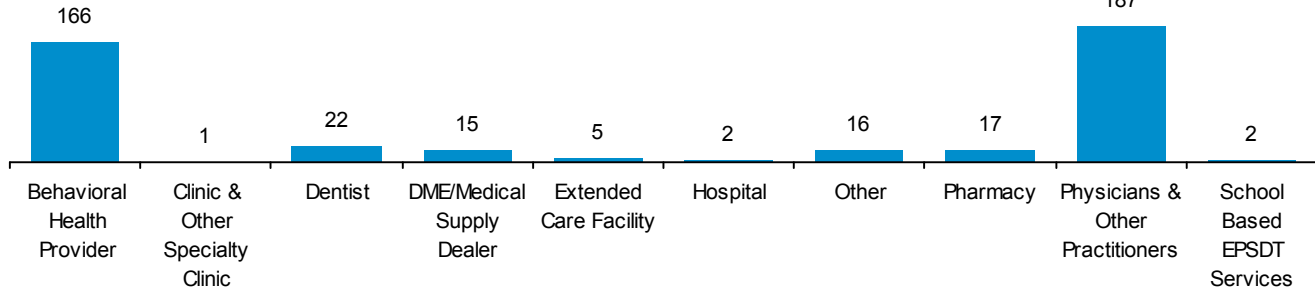
Provider Network is providers who are contracted to provide health care services by locations, programs, types, and specialties. Providers are being counted multiple times if they have multiple locations, programs, types, and/or specialties. The term "contracted" is defined as a provider that was enrolled with Oklahoma SoonerCare within the reporting period, it does not necessarily indicate participation.

**Provider Network Count**



3 Newly Enrolled Provider. The data is based on the new provider IDs added to the system during the reporting month. The effective date of the contract may or may not be in that month.

**Provider Network by Type**

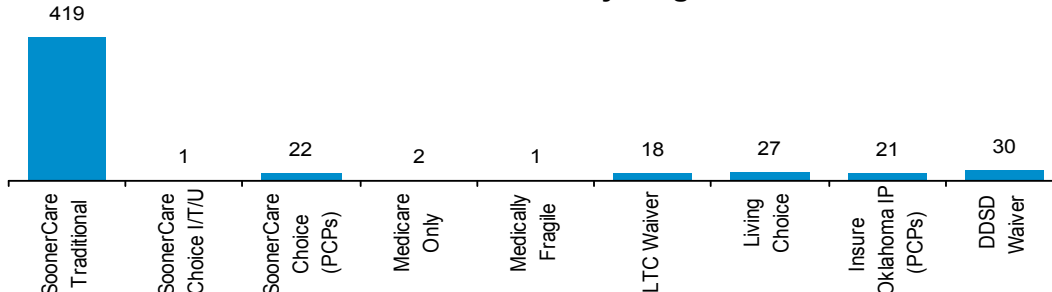


**Primary Care Provider (PCP) Capacities**

SoonerCare Program	Total Capacity	% of Capacity Used
SoonerCare Choice	8,250	65.77%
SoonerCare Choice I/T/U	2,500	20.84%
Insure Oklahoma IP	3,711	1.40%

Total Capacity represents the maximum number of members that PCPs request to have assigned within OHCA's limit. Panels on hold status are excluded from the capacity calculation.

**Provider Network by Program**



**Acronyms**

- DDSD - Developmental Disabilities Services Division
- DME - Durable Medical Equipment
- IP - Individual Plan
- I/T/U - Indian Health Service/Tribal/ Urban Indian
- LTC - Long-Term Care
- PCMH - Patient Centered Medical Home
- PCP - Primary Care Provider

# Provider Fast Facts by County

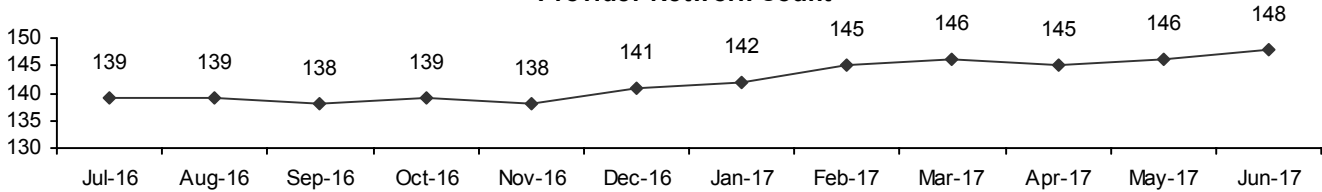
June 2017



## Seminole County

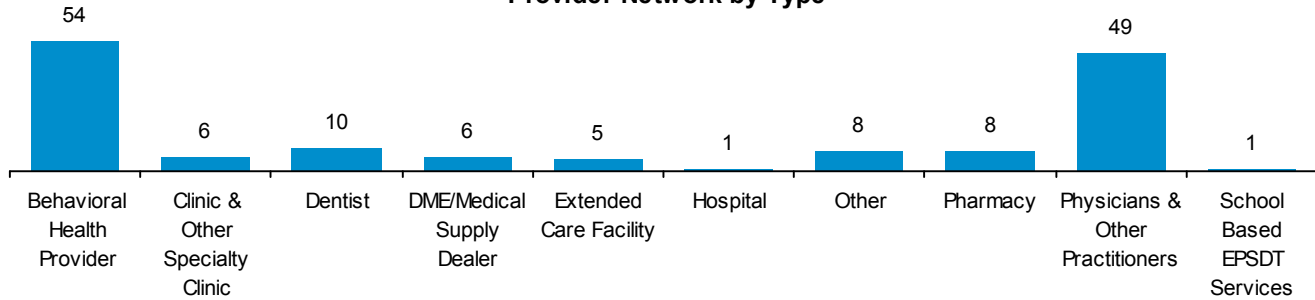
Provider Network is providers who are contracted to provide health care services by locations, programs, types, and specialties. Providers are being counted multiple times if they have multiple locations, programs, types, and/or specialties. The term "contracted" is defined as a provider that was enrolled with Oklahoma SoonerCare within the reporting period, it does not necessarily indicate participation.

**Provider Network Count**



3 Newly Enrolled Provider. The data is based on the new provider IDs added to the system during the reporting month. The effective date of the contract may or may not be in that month.

**Provider Network by Type**

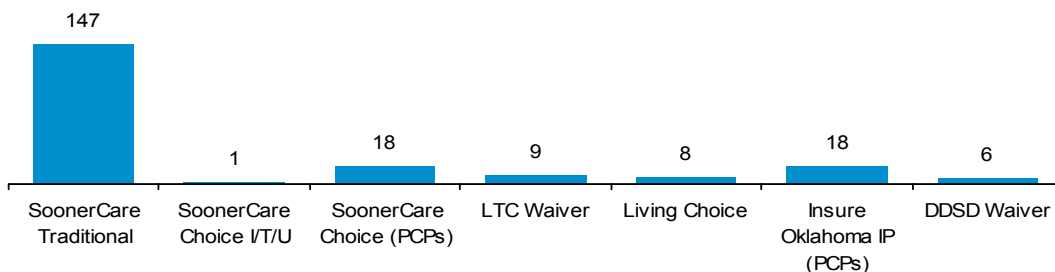


**Primary Care Provider (PCP) Capacities**

SoonerCare Program	Total Capacity	% of Capacity Used
SoonerCare Choice	13,700	30.95%
SoonerCare Choice I/T/U	2,500	12.60%
Insure Oklahoma IP	2,651	1.74%

Total Capacity represents the maximum number of members that PCPs request to have assigned within OHCA's limit. Panels on hold status are excluded from the capacity calculation.

**Provider Network by Program**



**Acronyms**

- DDSD - Developmental Disabilities Services Division
- DME - Durable Medical Equipment
- IP - Individual Plan
- I/T/U - Indian Health Service/Tribal/ Urban Indian
- LTC - Long-Term Care
- PCMH - Patient Centered Medical Home
- PCP - Primary Care Provider

# Provider Fast Facts by County

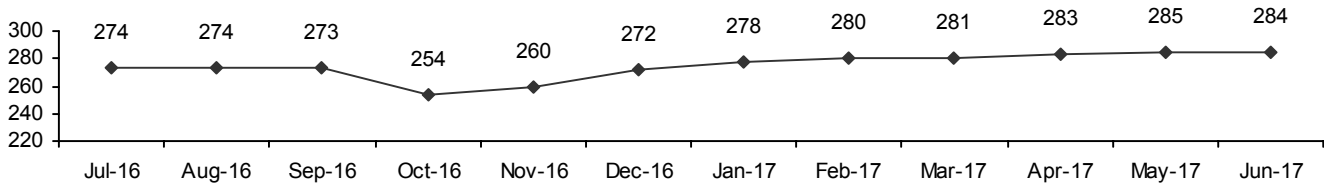
June 2017



## Sequoyah County

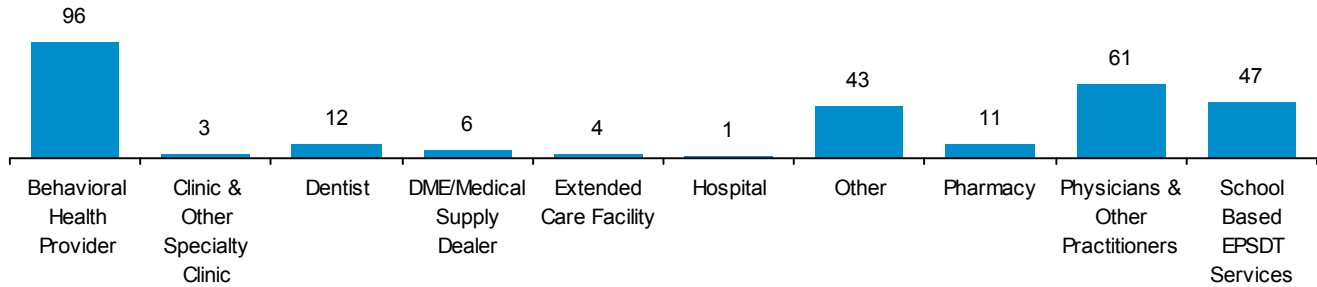
Provider Network is providers who are contracted to provide health care services by locations, programs, types, and specialties. Providers are being counted multiple times if they have multiple locations, programs, types, and/or specialties. The term "contracted" is defined as a provider that was enrolled with Oklahoma SoonerCare within the reporting period, it does not necessarily indicate participation.

**Provider Network Count**



0 Newly Enrolled Provider. The data is based on the new provider IDs added to the system during the reporting month. The effective date of the contract may or may not be in that month.

**Provider Network by Type**

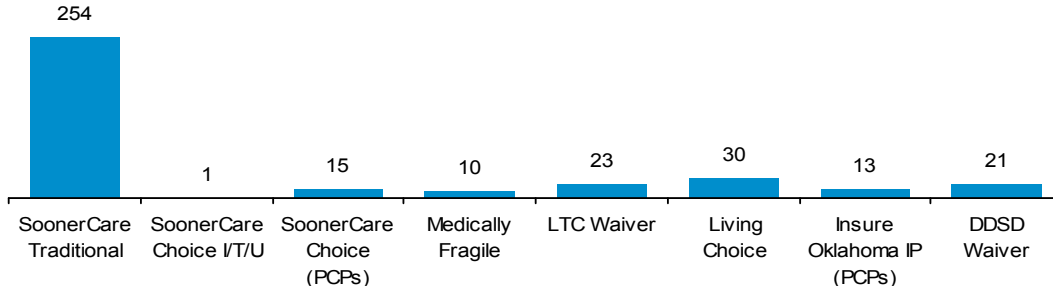


**Primary Care Provider (PCP) Capacities**

SoonerCare Program	Total Capacity	% of Capacity Used
SoonerCare Choice	11,100	52.50%
SoonerCare Choice I/T/U	2,500	25.24%
Insure Oklahoma IP	4,225	0.85%

Total Capacity represents the maximum number of members that PCPs request to have assigned within OHCA's limit. Panels on hold status are excluded from the capacity calculation.

**Provider Network by Program**



**Acronyms**

- DDSD - Developmental Disabilities Services Division
- DME - Durable Medical Equipment
- IP - Individual Plan
- I/T/U - Indian Health Service/Tribal/ Urban Indian
- LTC - Long-Term Care
- PCMH - Patient Centered Medical Home
- PCP - Primary Care Provider

# Provider Fast Facts by County

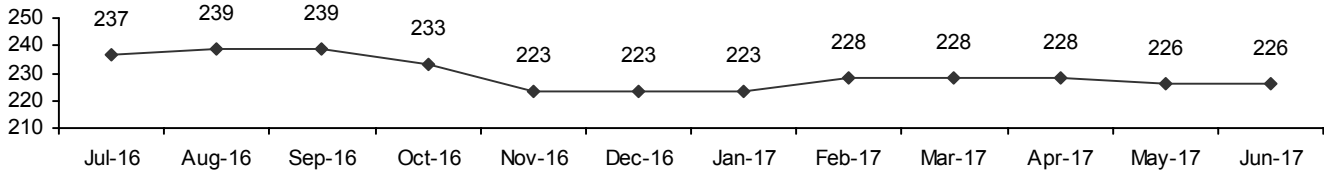
June 2017



## Stephens County

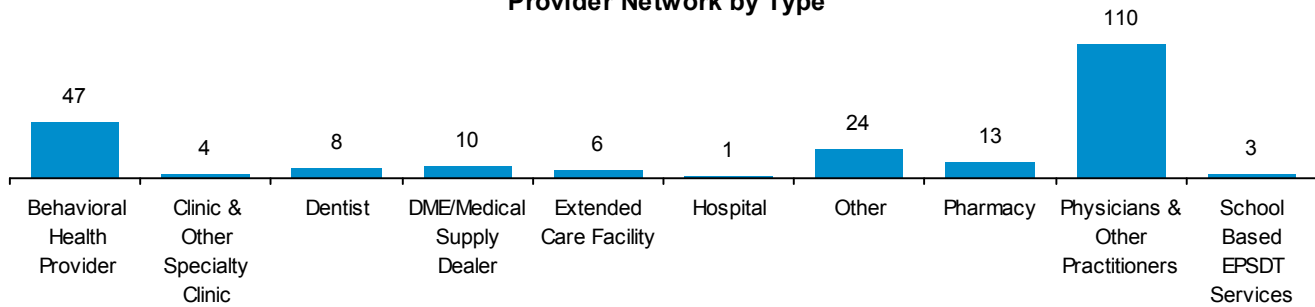
Provider Network is providers who are contracted to provide health care services by locations, programs, types, and specialties. Providers are being counted multiple times if they have multiple locations, programs, types, and/or specialties. The term "contracted" is defined as a provider that was enrolled with Oklahoma SoonerCare within the reporting period, it does not necessarily indicate participation.

**Provider Network Count**



0 Newly Enrolled Provider. The data is based on the new provider IDs added to the system during the reporting month. The effective date of the contract may or may not be in that month.

**Provider Network by Type**

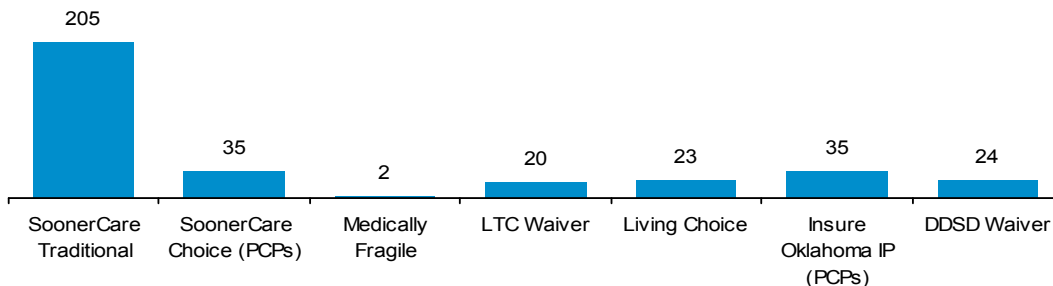


**Primary Care Provider (PCP) Capacities**

SoonerCare Program	Total Capacity	% of Capacity Used
SoonerCare Choice	11,150	60.20%
Insure Oklahoma IP	2,701	3.26%

Total Capacity represents the maximum number of members that PCPs request to have assigned within OHCA's limit. Panels on hold status are excluded from the capacity calculation.

**Provider Network by Program**



**Acronyms**

- DDSD - Developmental Disabilities Services Division
- DME - Durable Medical Equipment
- IP - Individual Plan
- I/T/U - Indian Health Service/Tribal/ Urban Indian
- LTC - Long-Term Care
- PCMH - Patient Centered Medical Home
- PCP - Primary Care Provider

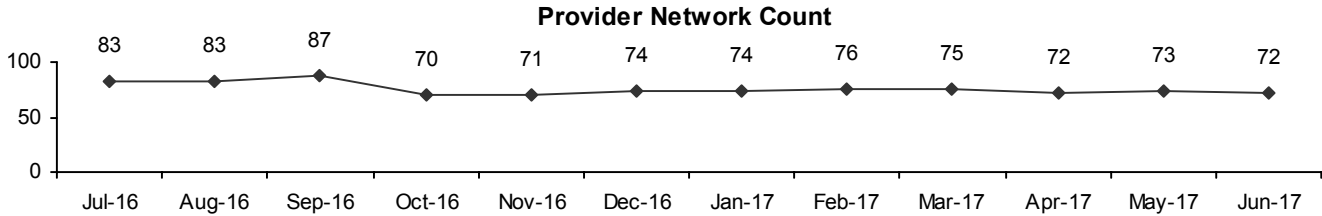
# Provider Fast Facts by County

June 2017

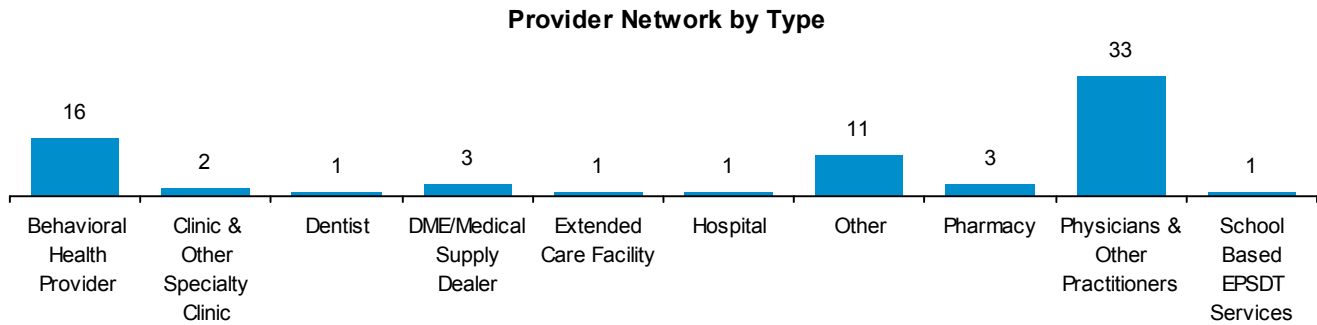
## Texas County



Provider Network is providers who are contracted to provide health care services by locations, programs, types, and specialties. Providers are being counted multiple times if they have multiple locations, programs, types, and/or specialties. The term "contracted" is defined as a provider that was enrolled with Oklahoma SoonerCare within the reporting period, it does not necessarily indicate participation.



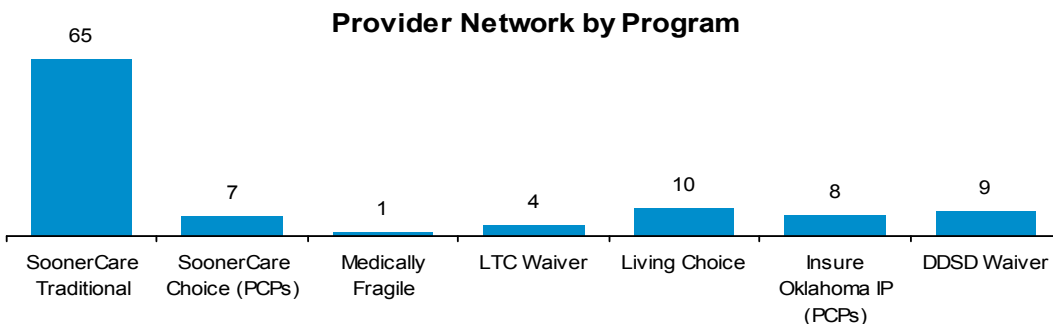
0 Newly Enrolled Provider. The data is based on the new provider IDs added to the system during the reporting month. The effective date of the contract may or may not be in that month.



### Primary Care Provider (PCP) Capacities

SoonerCare Program	Total Capacity	% of Capacity Used
SoonerCare Choice	4,650	45.83%
Insure Oklahoma IP	2,675	1.35%

Total Capacity represents the maximum number of members that PCPs request to have assigned within OHCA's limit. Panels on hold status are excluded from the capacity calculation.



### Acronyms

- DDSD - Developmental Disabilities Services Division
- DME - Durable Medical Equipment
- IP - Individual Plan
- I/T/U - Indian Health Service/Tribal/ Urban Indian
- LTC - Long-Term Care
- PCMH - Patient Centered Medical Home
- PCP - Primary Care Provider

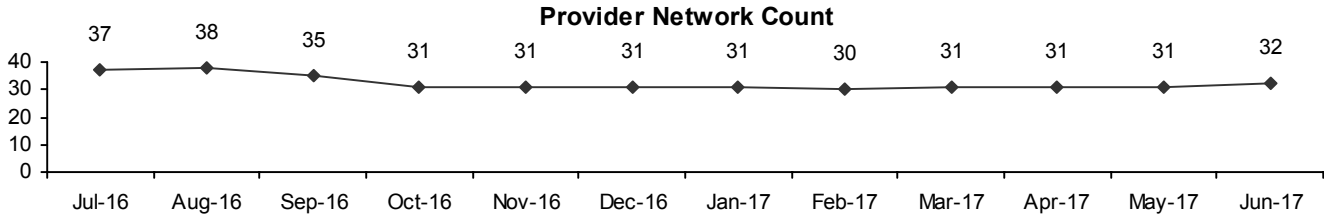
# Provider Fast Facts by County

June 2017

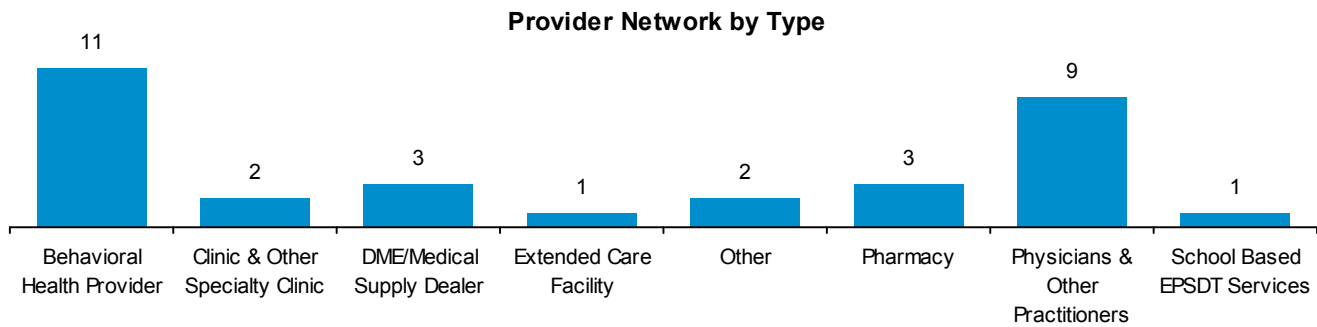


## Tillman County

Provider Network is providers who are contracted to provide health care services by locations, programs, types, and specialties. Providers are being counted multiple times if they have multiple locations, programs, types, and/or specialties. The term "contracted" is defined as a provider that was enrolled with Oklahoma SoonerCare within the reporting period, it does not necessarily indicate participation.



0 Newly Enrolled Provider. The data is based on the new provider IDs added to the system during the reporting month. The effective date of the contract may or may not be in that month.

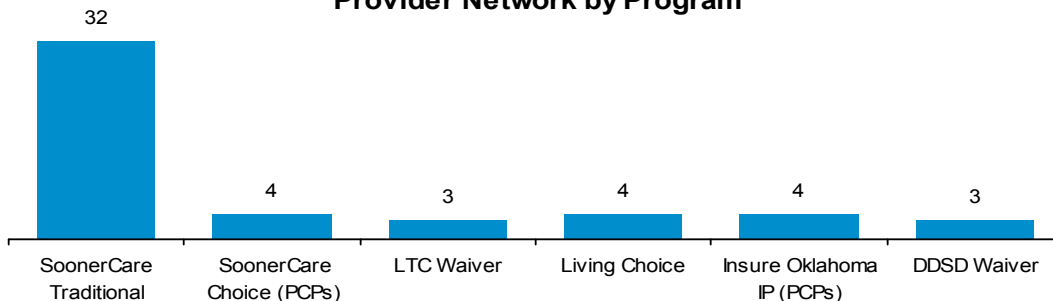


### Primary Care Provider (PCP) Capacities

SoonerCare Program	Total Capacity	% of Capacity Used
SoonerCare Choice	5,500	15.91%
Insure Oklahoma IP	2,600	0.54%

Total Capacity represents the maximum number of members that PCPs request to have assigned within OHCA's limit. Panels on hold status are excluded from the capacity calculation.

### Provider Network by Program



### Acronyms

- DDSD - Developmental Disabilities Services Division
- DME - Durable Medical Equipment
- IP - Individual Plan
- I/T/U - Indian Health Service/Tribal/ Urban Indian
- LTC - Long-Term Care
- PCMH - Patient Centered Medical Home
- PCP - Primary Care Provider

# Provider Fast Facts by County

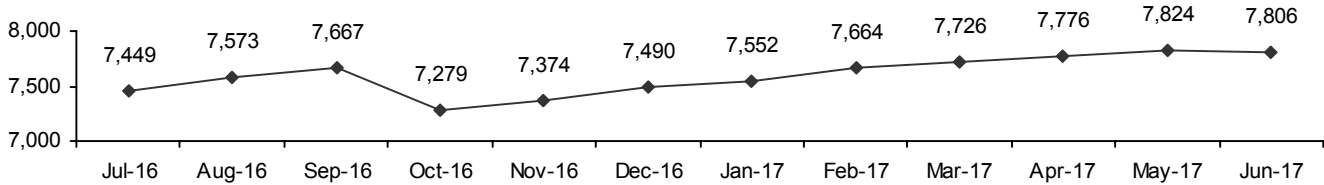
June 2017



## Tulsa County

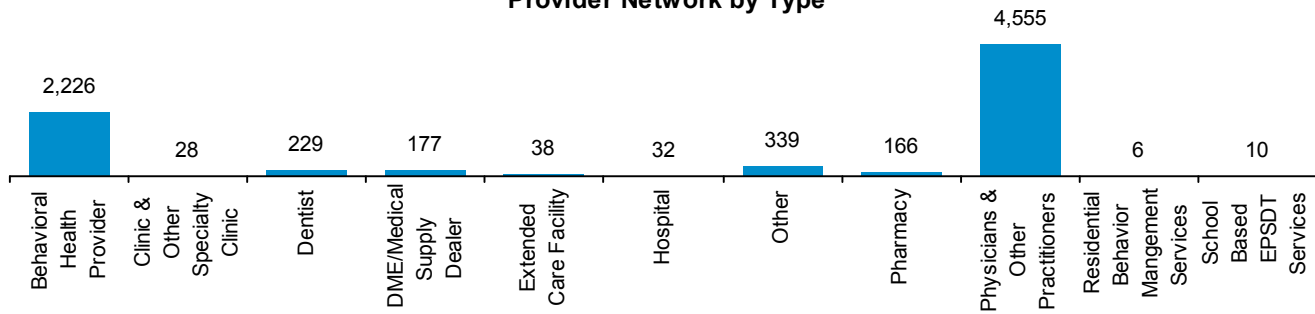
Provider Network is providers who are contracted to provide health care services by locations, programs, types, and specialties. Providers are being counted multiple times if they have multiple locations, programs, types, and/or specialties. The term "contracted" is defined as a provider that was enrolled with Oklahoma SoonerCare within the reporting period, it does not necessarily indicate participation.

**Provider Network Count**



47 Newly Enrolled Provider. The data is based on the new provider IDs added to the system during the reporting month. The effective date of the contract may or may not be in that month.

**Provider Network by Type**

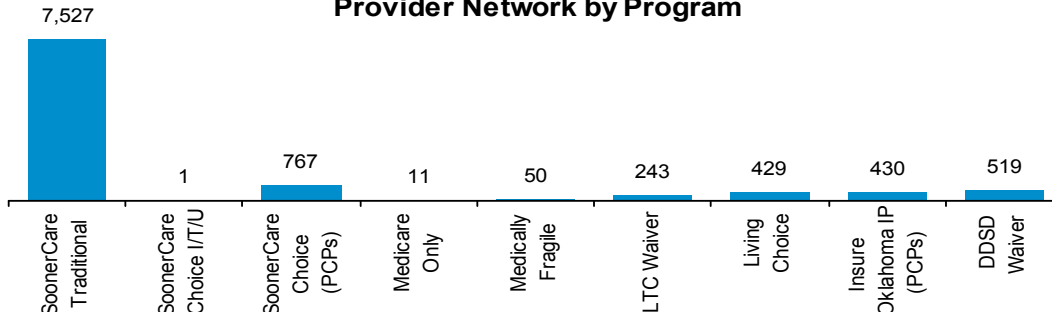


**Primary Care Provider (PCP) Capacities**

SoonerCare Program	Total Capacity	% of Capacity Used
SoonerCare Choice	229,414	44.08%
SoonerCare Choice I/T/U	2,500	50.48%
Insure Oklahoma IP	48,171	1.30%

Total Capacity represents the maximum number of members that PCPs request to have assigned within OHCA's limit. Panels on hold status are excluded from the capacity calculation.

**Provider Network by Program**



**Acronyms**

- DDSD - Developmental Disabilities Services Division
- DME - Durable Medical Equipment
- IP - Individual Plan
- I/T/U - Indian Health Service/Tribal/ Urban Indian
- LTC - Long-Term Care
- PCMH - Patient Centered Medical Home
- PCP - Primary Care Provider

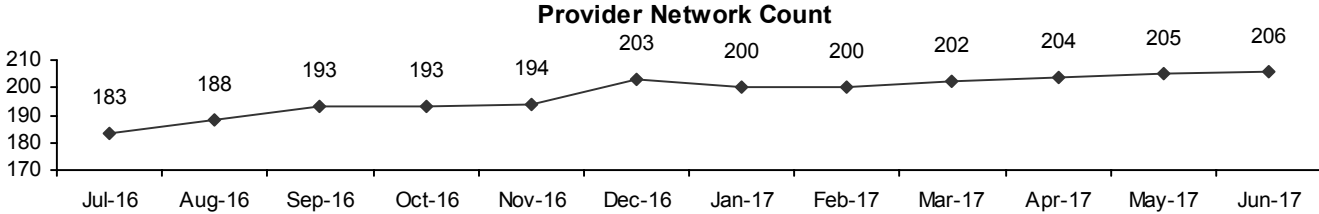


# Provider Fast Facts by County

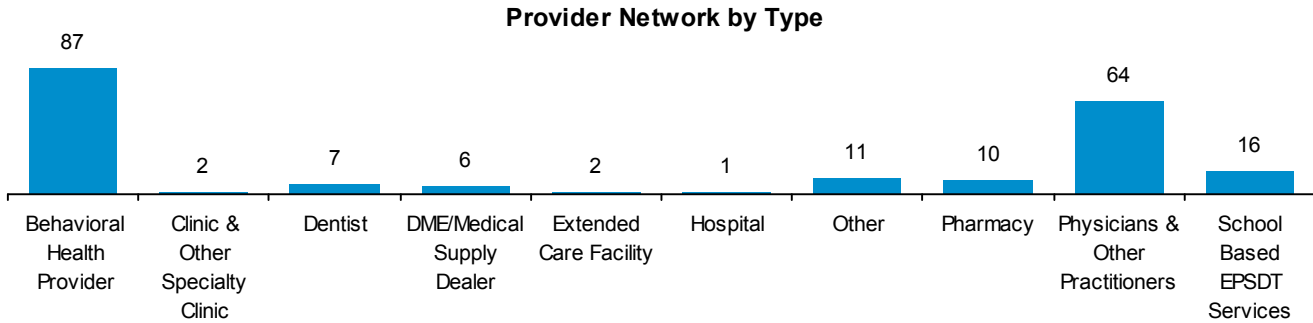
June 2017

## Wagoner County

Provider Network is providers who are contracted to provide health care services by locations, programs, types, and specialties. Providers are being counted multiple times if they have multiple locations, programs, types, and/or specialties. The term "contracted" is defined as a provider that was enrolled with Oklahoma SoonerCare within the reporting period, it does not necessarily indicate participation.



3 Newly Enrolled Provider. The data is based on the new provider IDs added to the system during the reporting month. The effective date of the contract may or may not be in that month.

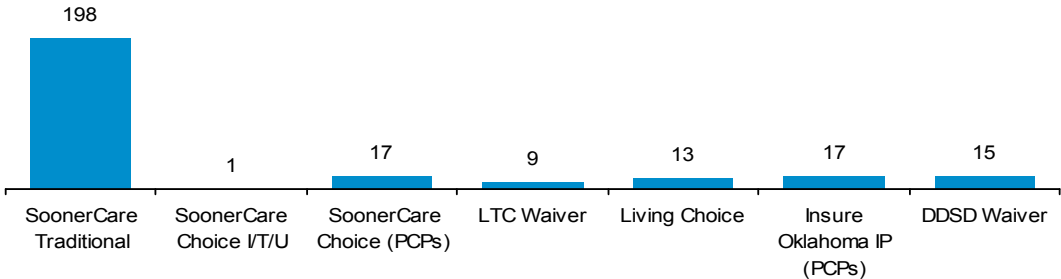


### Primary Care Provider (PCP) Capacities

SoonerCare Program	Total Capacity	% of Capacity Used
SoonerCare Choice	12,300	25.90%
SoonerCare Choice I/T/U	2,500	12.08%
Insure Oklahoma IP	6,100	0.41%

Total Capacity represents the maximum number of members that PCPs request to have assigned within OHCA's limit. Panels on hold status are excluded from the capacity calculation.

### Provider Network by Program



### Acronyms

- DDSD - Developmental Disabilities Services Division
- DME - Durable Medical Equipment
- IP - Individual Plan
- I/T/U - Indian Health Service/Tribal/ Urban Indian
- LTC - Long-Term Care
- PCMH - Patient Centered Medical Home
- PCP - Primary Care Provider

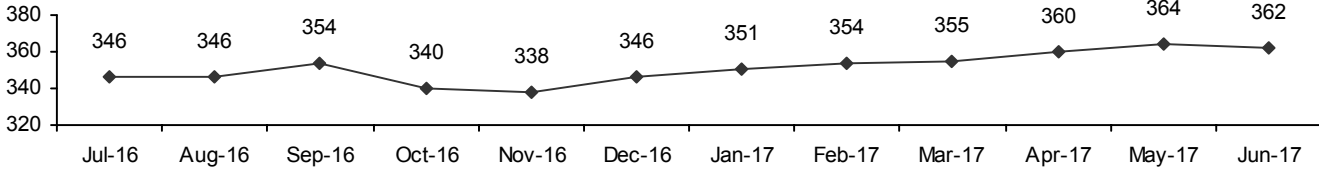
# Provider Fast Facts by County

June 2017

## Washington County

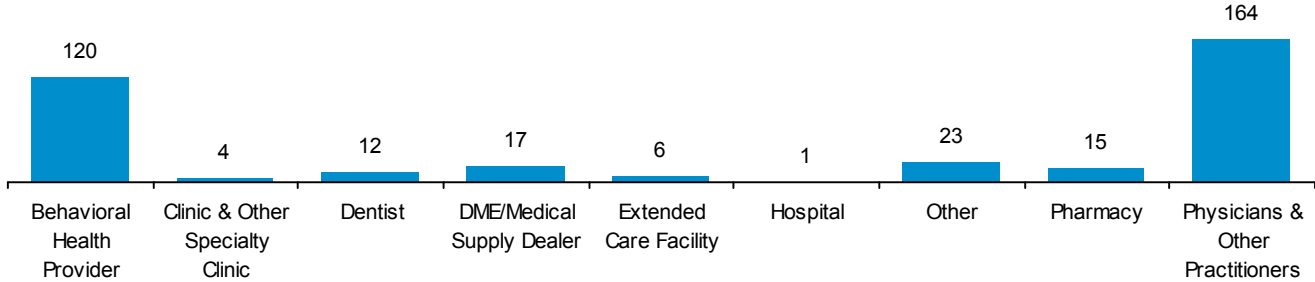
Provider Network is providers who are contracted to provide health care services by locations, programs, types, and specialties. Providers are being counted multiple times if they have multiple locations, programs, types, and/or specialties. The term "contracted" is defined as a provider that was enrolled with Oklahoma SoonerCare within the reporting period, it does not necessarily indicate participation.

**Provider Network Count**



1 Newly Enrolled Provider. The data is based on the new provider IDs added to the system during the reporting month. The effective date of the contract may or may not be in that month.

**Provider Network by Type**

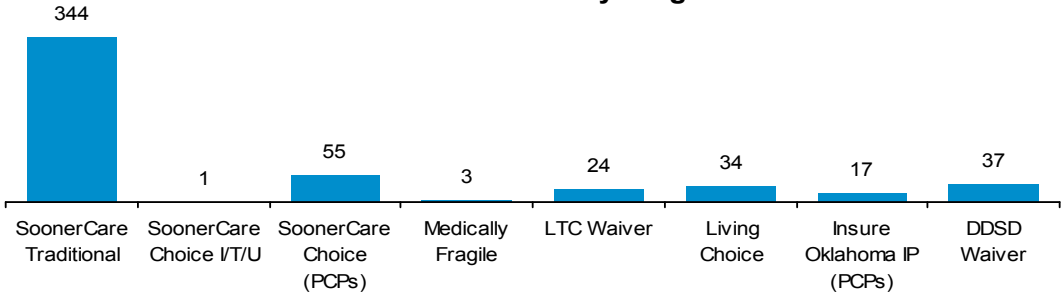


**Primary Care Provider (PCP) Capacities**

SoonerCare Program	Total Capacity	% of Capacity Used
SoonerCare Choice	11,925	51.79%
SoonerCare Choice I/T/U	2,500	0.28%
Insure Oklahoma IP	6,640	0.48%

Total Capacity represents the maximum number of members that PCPs request to have assigned within OHCA's limit. Panels on hold status are excluded from the capacity calculation.

**Provider Network by Program**



**Acronyms**

- DDSD - Developmental Disabilities Services Division
- DME - Durable Medical Equipment
- IP - Individual Plan
- I/T/U - Indian Health Service/Tribal/ Urban Indian
- LTC - Long-Term Care
- PCMH - Patient Centered Medical Home
- PCP - Primary Care Provider

# Provider Fast Facts by County

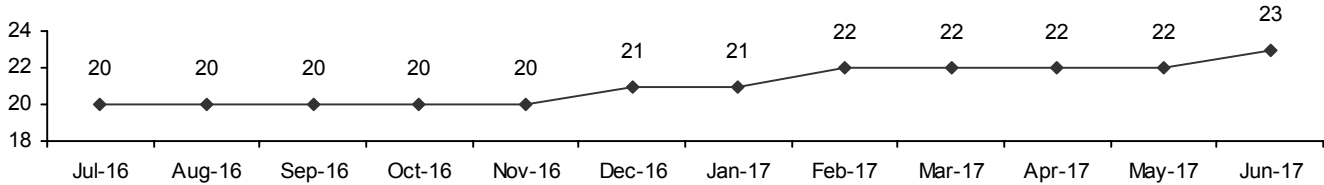
June 2017



## Washita County

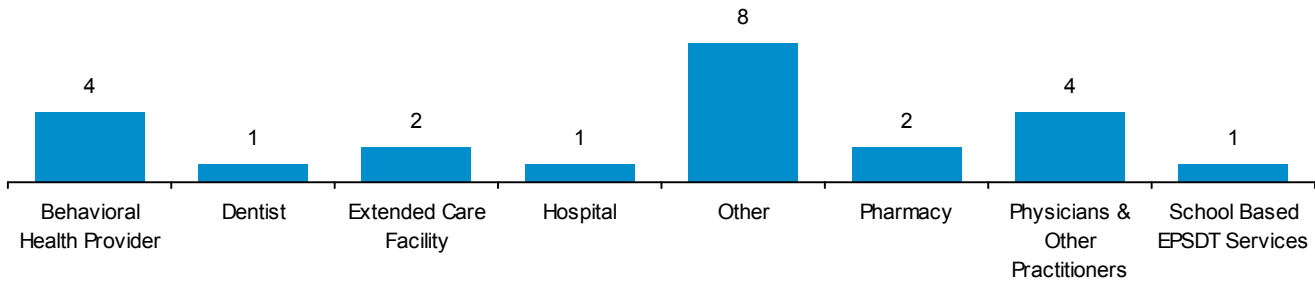
Provider Network is providers who are contracted to provide health care services by locations, programs, types, and specialties. Providers are being counted multiple times if they have multiple locations, programs, types, and/or specialties. The term "contracted" is defined as a provider that was enrolled with Oklahoma SoonerCare within the reporting period, it does not necessarily indicate participation.

**Provider Network Count**



0 Newly Enrolled Provider. The data is based on the new provider IDs added to the system during the reporting month. The effective date of the contract may or may not be in that month.

**Provider Network by Type**

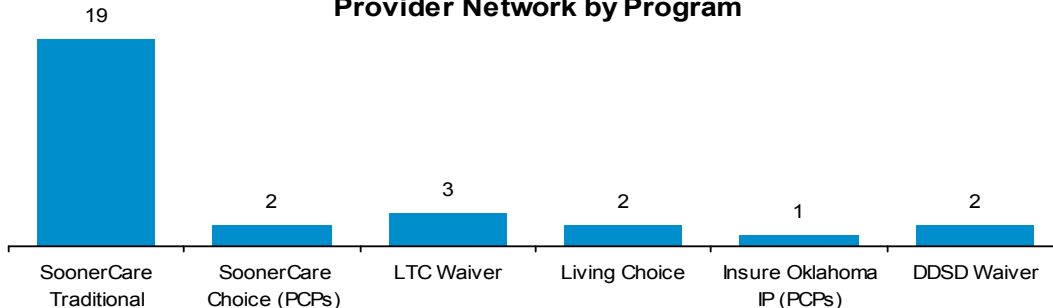


**Primary Care Provider (PCP) Capacities**

SoonerCare Program	Total Capacity	% of Capacity Used
SoonerCare Choice	700	35.57%
Insure Oklahoma IP	25	0.00%

Total Capacity represents the maximum number of members that PCPs request to have assigned within OHCA's limit. Panels on hold status are excluded from the capacity calculation.

**Provider Network by Program**



**Acronyms**

- DDSD - Developmental Disabilities Services Division
- DME - Durable Medical Equipment
- IP - Individual Plan
- I/T/U - Indian Health Service/Tribal/ Urban Indian
- LTC - Long-Term Care
- PCMH - Patient Centered Medical Home
- PCP - Primary Care Provider

# Provider Fast Facts by County

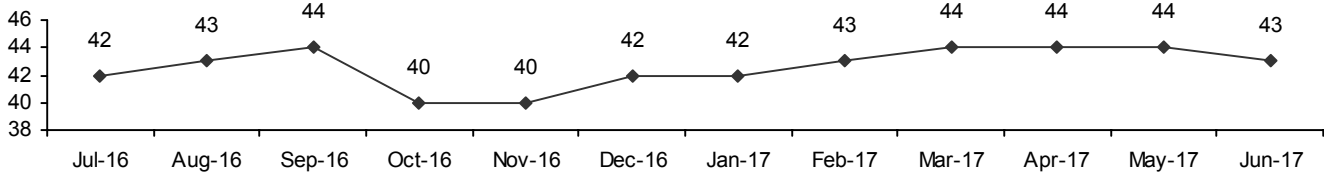
June 2017



## Woods County

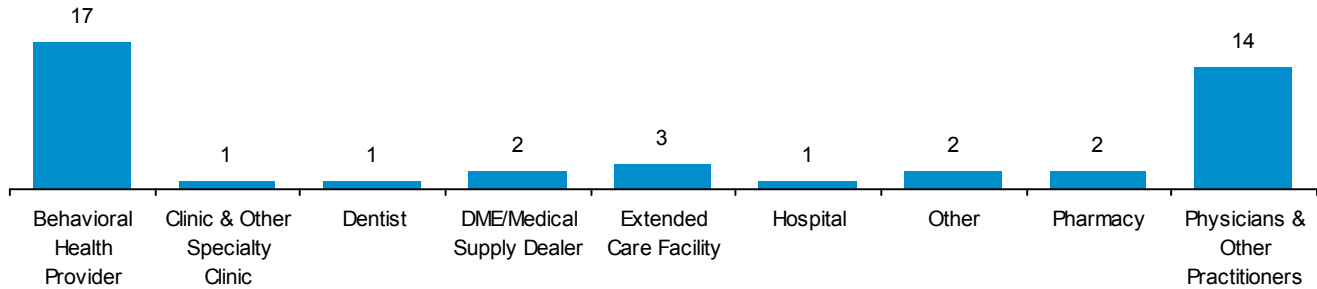
Provider Network is providers who are contracted to provide health care services by locations, programs, types, and specialties. Providers are being counted multiple times if they have multiple locations, programs, types, and/or specialties. The term "contracted" is defined as a provider that was enrolled with Oklahoma SoonerCare within the reporting period, it does not necessarily indicate participation.

**Provider Network Count**



0 Newly Enrolled Provider. The data is based on the new provider IDs added to the system during the reporting month. The effective date of the contract may or may not be in that month.

**Provider Network by Type**

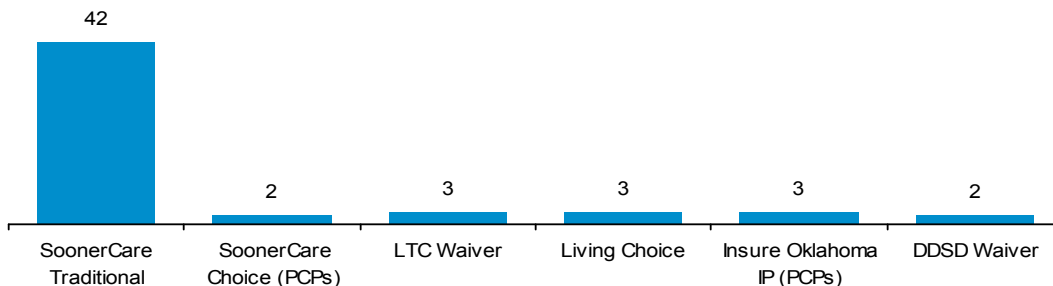


**Primary Care Provider (PCP) Capacities**

SoonerCare Program	Total Capacity	% of Capacity Used
SoonerCare Choice	700	29.57%
Insure Oklahoma IP	710	0.85%

Total Capacity represents the maximum number of members that PCPs request to have assigned within OHCA's limit. Panels on hold status are excluded from the capacity calculation.

**Provider Network by Program**



**Acronyms**

- DDSD - Developmental Disabilities Services Division
- DME - Durable Medical Equipment
- IP - Individual Plan
- I/T/U - Indian Health Service/Tribal/ Urban Indian
- LTC - Long-Term Care
- PCMH - Patient Centered Medical Home
- PCP - Primary Care Provider

# Provider Fast Facts by County

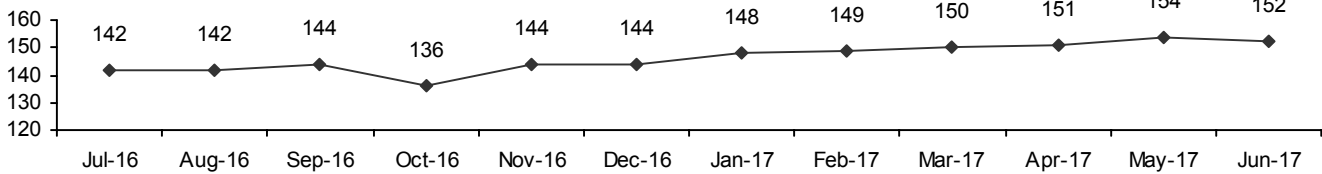
June 2017



## Woodward County

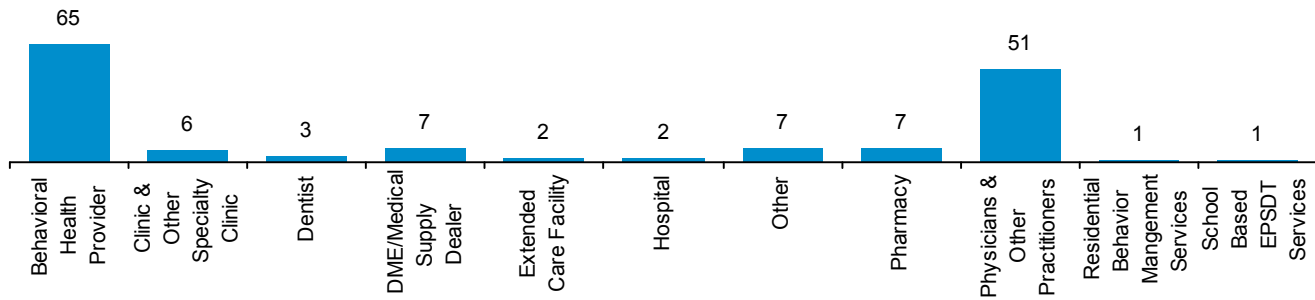
Provider Network is providers who are contracted to provide health care services by locations, programs, types, and specialties. Providers are being counted multiple times if they have multiple locations, programs, types, and/or specialties. The term "contracted" is defined as a provider that was enrolled with Oklahoma SoonerCare within the reporting period, it does not necessarily indicate participation.

**Provider Network Count**



2 Newly Enrolled Provider. The data is based on the new provider IDs added to the system during the reporting month. The effective date of the contract may or may not be in that month.

**Provider Network by Type**

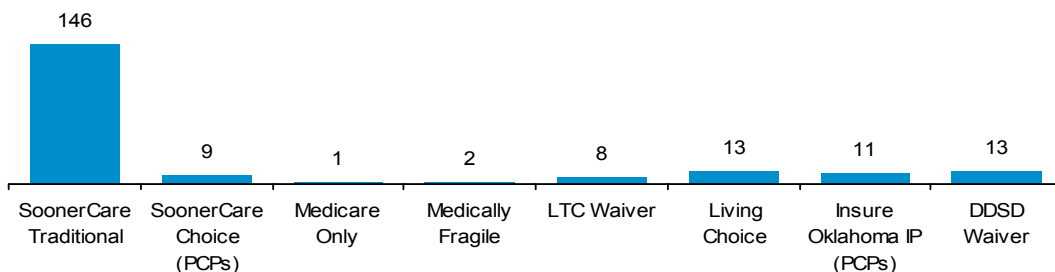


**Primary Care Provider (PCP) Capacities**

SoonerCare Program	Total Capacity	% of Capacity Used
SoonerCare Choice	4,850	58.21%
Insure Oklahoma IP	1,830	1.42%

Total Capacity represents the maximum number of members that PCPs request to have assigned within OHCA's limit. Panels on hold status are excluded from the capacity calculation.

**Provider Network by Program**



**Acronyms**

- DDSD - Developmental Disabilities Services Division
- DME - Durable Medical Equipment
- IP - Individual Plan
- I/T/U - Indian Health Service/Tribal/ Urban Indian
- LTC - Long-Term Care
- PCMH - Patient Centered Medical Home
- PCP - Primary Care Provider