

# Provider Fast Facts by County

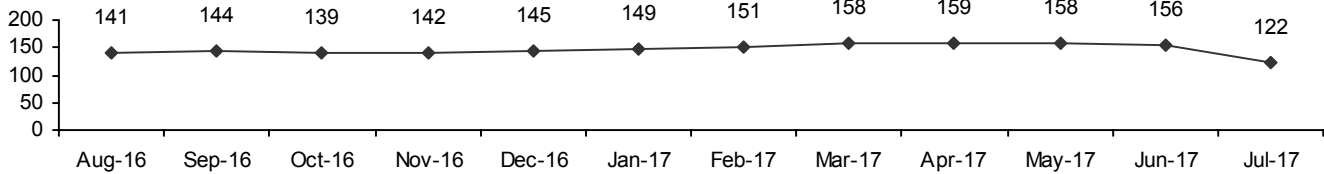
July 2017

## Adair County



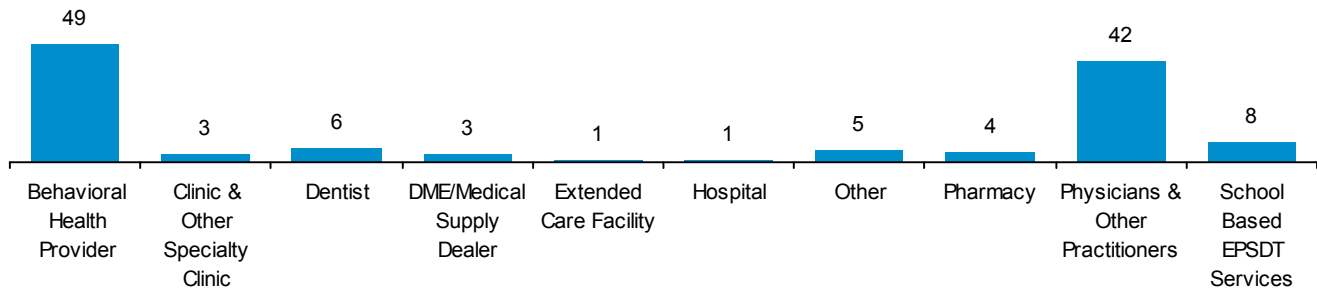
Provider Network is providers who are contracted to provide health care services by locations, programs, types, and specialties. Providers are being counted multiple times if they have multiple locations, programs, types, and/or specialties. The term "contracted" is defined as a provider that was enrolled with Oklahoma SoonerCare within the reporting period, it does not necessarily indicate participation.

**Provider Network Count**



2 Newly Enrolled Provider. The data is based on the new provider IDs added to the system during the reporting month. The effective date of the contract may or may not be in that month.

**Provider Network by Type**

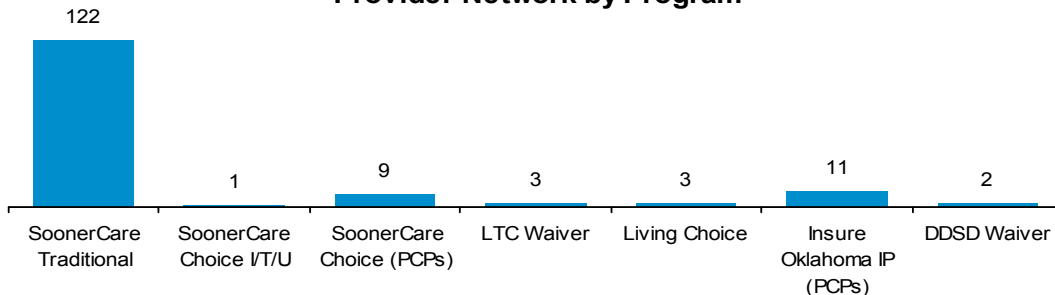


**Primary Care Provider (PCP) Capacities**

SoonerCare Program	Total Capacity	% of Capacity Used
SoonerCare Choice	8,100	45.69%
SoonerCare Choice I/T/U	2,500	22.32%
Insure Oklahoma IP	2,915	0.82%

Total Capacity represents the maximum number of members that PCPs request to have assigned within OHCA's limit. Panels on hold status are excluded from the capacity calculation.

**Provider Network by Program**



**Acronyms**

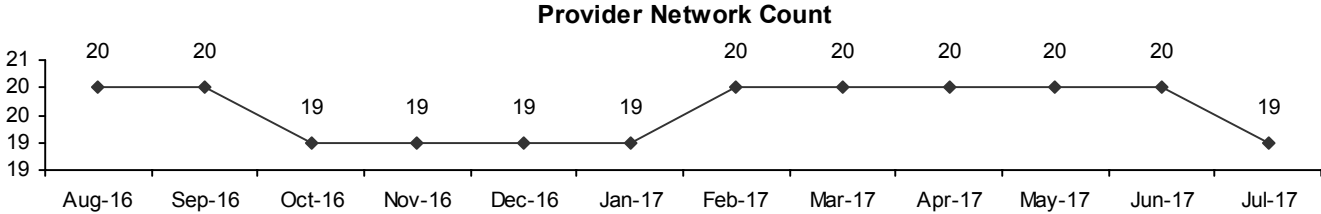
- DDSD - Developmental Disabilities Services Division
- DME - Durable Medical Equipment
- IP - Individual Plan
- I/T/U - Indian Health Service/Tribal/ Urban Indian
- LTC - Long-Term Care
- PCMH - Patient Centered Medical Home
- PCP - Primary Care Provider

# Provider Fast Facts by County

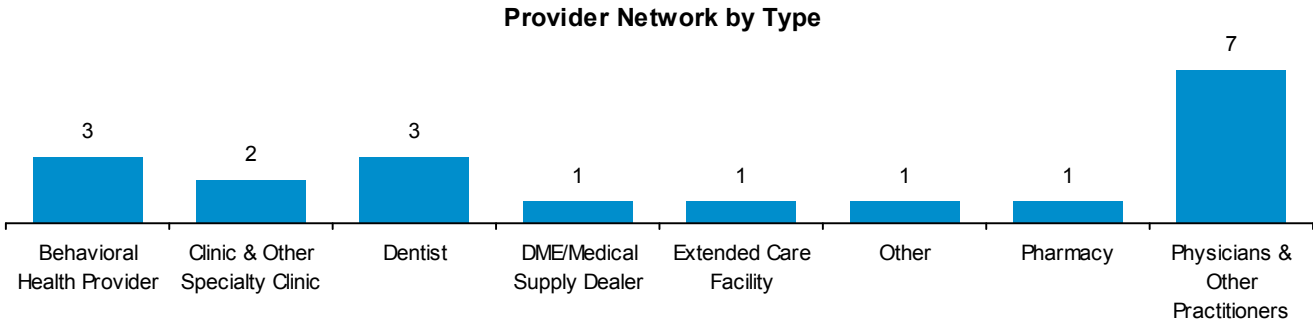
July 2017

## Alfalfa County

Provider Network is providers who are contracted to provide health care services by locations, programs, types, and specialties. Providers are being counted multiple times if they have multiple locations, programs, types, and/or specialties. The term "contracted" is defined as a provider that was enrolled with Oklahoma SoonerCare within the reporting period, it does not necessarily indicate participation.



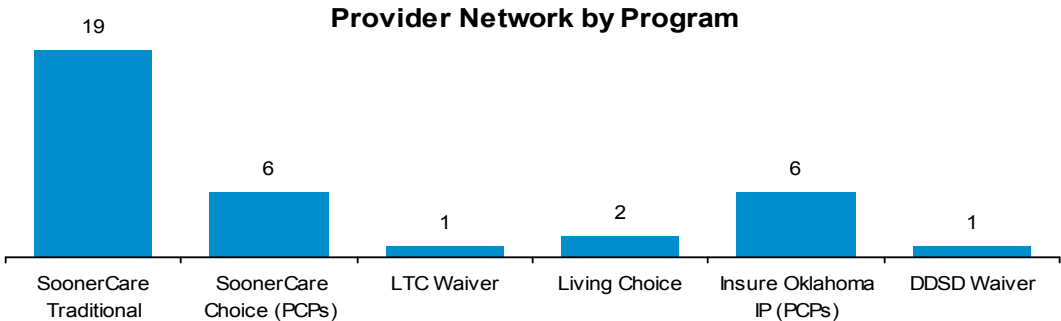
0 Newly Enrolled Provider. The data is based on the new provider IDs added to the system during the reporting month. The effective date of the contract may or may not be in that month.



### Primary Care Provider (PCP) Capacities

SoonerCare Program	Total Capacity	% of Capacity Used
SoonerCare Choice	2,750	25.09%
Insure Oklahoma IP	1,500	0.40%

Total Capacity represents the maximum number of members that PCPs request to have assigned within OHCA's limit. Panels on hold status are excluded from the capacity calculation.



### Acronyms

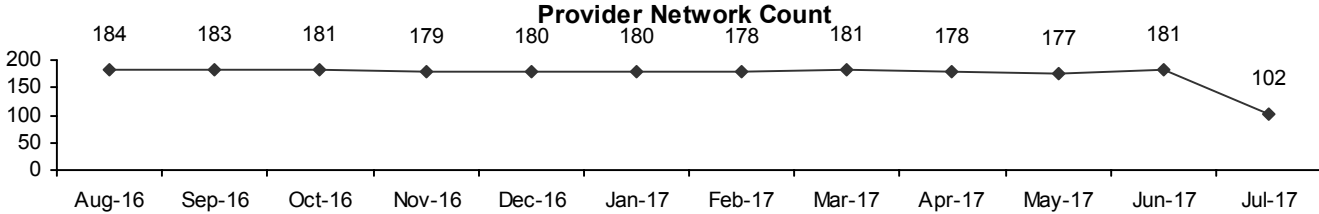
- DDSD - Developmental Disabilities Services Division
- DME - Durable Medical Equipment
- IP - Individual Plan
- I/T/U - Indian Health Service/Tribal/ Urban Indian
- LTC - Long-Term Care
- PCMH - Patient Centered Medical Home
- PCP - Primary Care Provider

# Provider Fast Facts by County

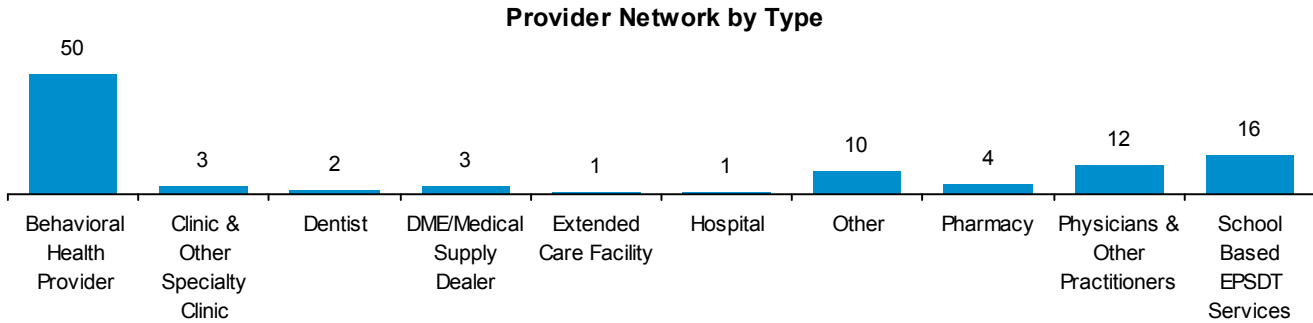
July 2017

## Atoka County

Provider Network is providers who are contracted to provide health care services by locations, programs, types, and specialties. Providers are being counted multiple times if they have multiple locations, programs, types, and/or specialties. The term "contracted" is defined as a provider that was enrolled with Oklahoma SoonerCare within the reporting period, it does not necessarily indicate participation.



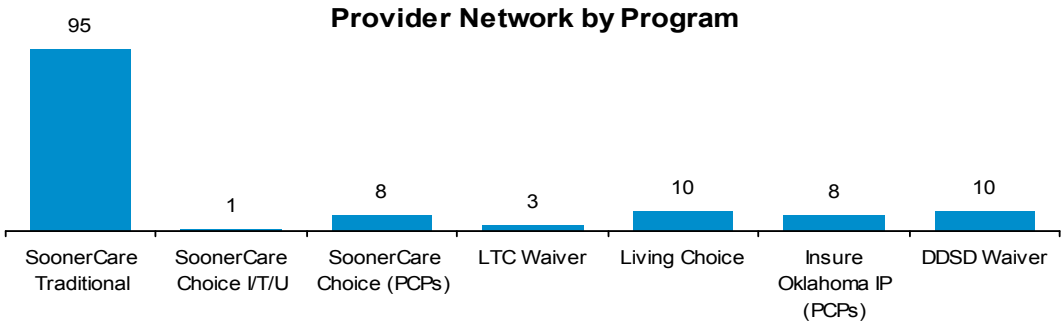
2 Newly Enrolled Provider. The data is based on the new provider IDs added to the system during the reporting month. The effective date of the contract may or may not be in that month.



### Primary Care Provider (PCP) Capacities

SoonerCare Program	Total Capacity	% of Capacity Used
SoonerCare Choice	13,000	12.24%
SoonerCare Choice I/T/U	1,000	5.50%
Insure Oklahoma IP	5,450	0.44%

Total Capacity represents the maximum number of members that PCPs request to have assigned within OHCA's limit. Panels on hold status are excluded from the capacity calculation.



### Acronyms

- DDSD - Developmental Disabilities Services Division
- DME - Durable Medical Equipment
- IP - Individual Plan
- I/T/U - Indian Health Service/Tribal/ Urban Indian
- LTC - Long-Term Care
- PCMH - Patient Centered Medical Home
- PCP - Primary Care Provider

# Provider Fast Facts by County


July 2017



## Beaver County

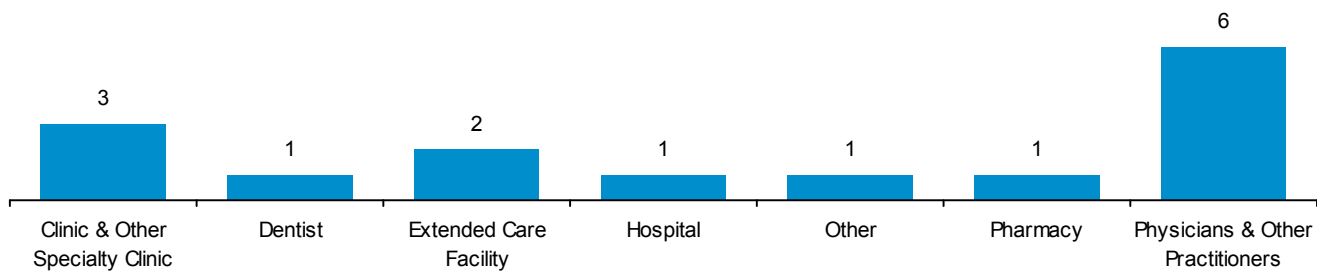
Provider Network is providers who are contracted to provide health care services by locations, programs, types, and specialties. Providers are being counted multiple times if they have multiple locations, programs, types, and/or specialties. The term "contracted" is defined as a provider that was enrolled with Oklahoma SoonerCare within the reporting period, it does not necessarily indicate participation.

**Provider Network Count**



0 Newly Enrolled Provider. The data is based on the new provider IDs added to the system during the reporting month. The effective date of the contract may or may not be in that month.

**Provider Network by Type**

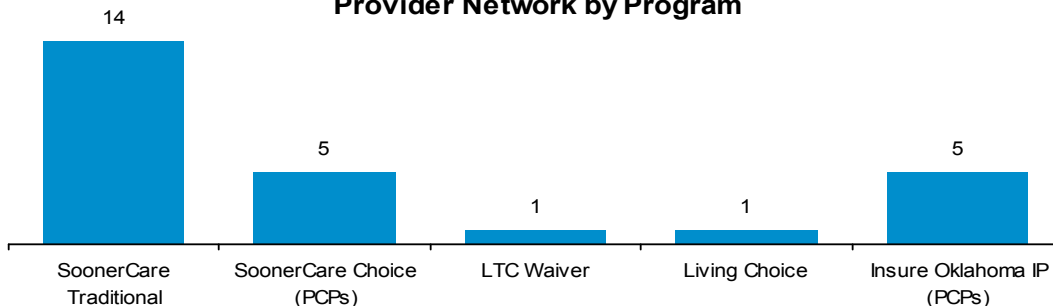


**Primary Care Provider (PCP) Capacities**

SoonerCare Program	Total Capacity	% of Capacity Used
SoonerCare Choice	1,450	22.21%
Insure Oklahoma IP	1,450	0.07%

Total Capacity represents the maximum number of members that PCPs request to have assigned within OHCA's limit. Panels on hold status are excluded from the capacity calculation.

**Provider Network by Program**



**Acronyms**

- DDSD - Developmental Disabilities Services Division
- DME - Durable Medical Equipment
- IP - Individual Plan
- I/T/U - Indian Health Service/Tribal/ Urban Indian
- LTC - Long-Term Care
- PCMH - Patient Centered Medical Home
- PCP - Primary Care Provider

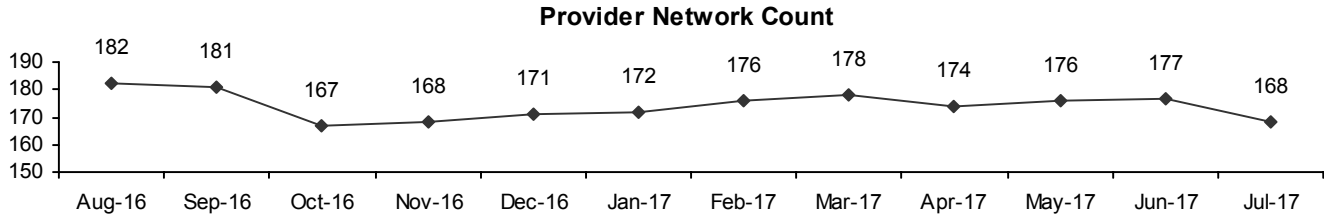
# Provider Fast Facts by County

July 2017

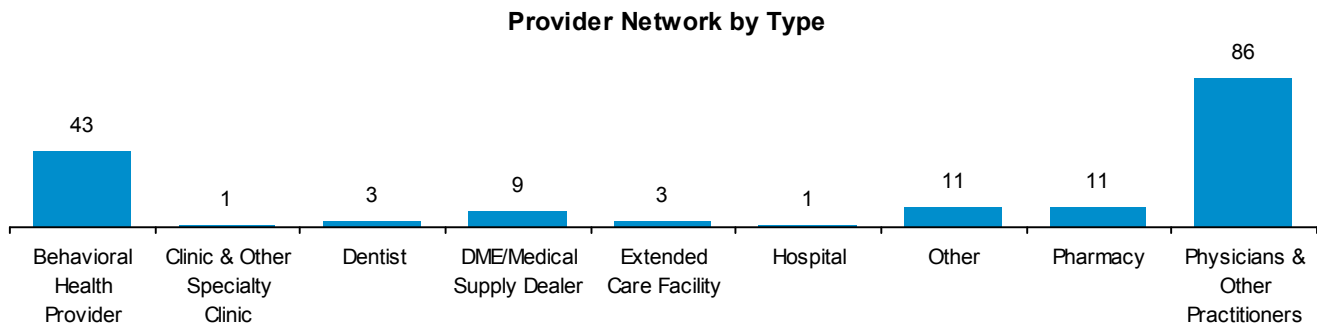


## Beckham County

Provider Network is providers who are contracted to provide health care services by locations, programs, types, and specialties. Providers are being counted multiple times if they have multiple locations, programs, types, and/or specialties. The term "contracted" is defined as a provider that was enrolled with Oklahoma SoonerCare within the reporting period, it does not necessarily indicate participation.



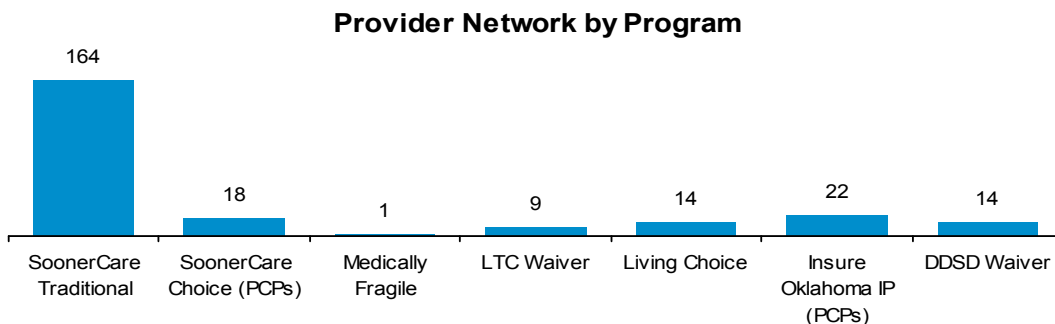
0 Newly Enrolled Provider. The data is based on the new provider IDs added to the system during the reporting month. The effective date of the contract may or may not be in that month.



### Primary Care Provider (PCP) Capacities

SoonerCare Program	Total Capacity	% of Capacity Used
SoonerCare Choice	7,650	53.76%
Insure Oklahoma IP	2,930	1.54%

Total Capacity represents the maximum number of members that PCPs request to have assigned within OHCA's limit. Panels on hold status are excluded from the capacity calculation.



### Acronyms

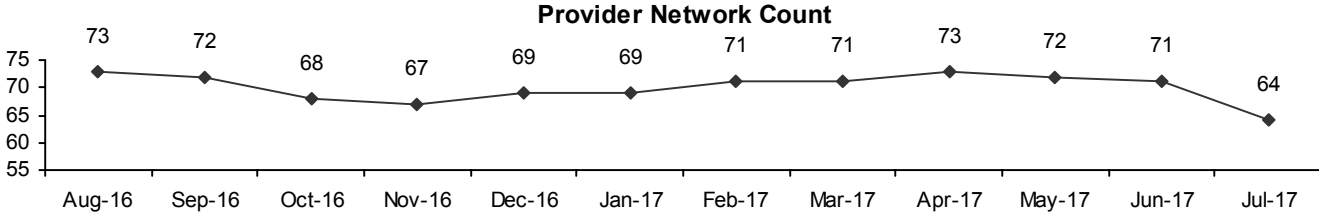
- DDSD - Developmental Disabilities Services Division
- DME - Durable Medical Equipment
- IP - Individual Plan
- I/T/U - Indian Health Service/Tribal/ Urban Indian
- LTC - Long-Term Care
- PCMH - Patient Centered Medical Home
- PCP - Primary Care Provider

# Provider Fast Facts by County

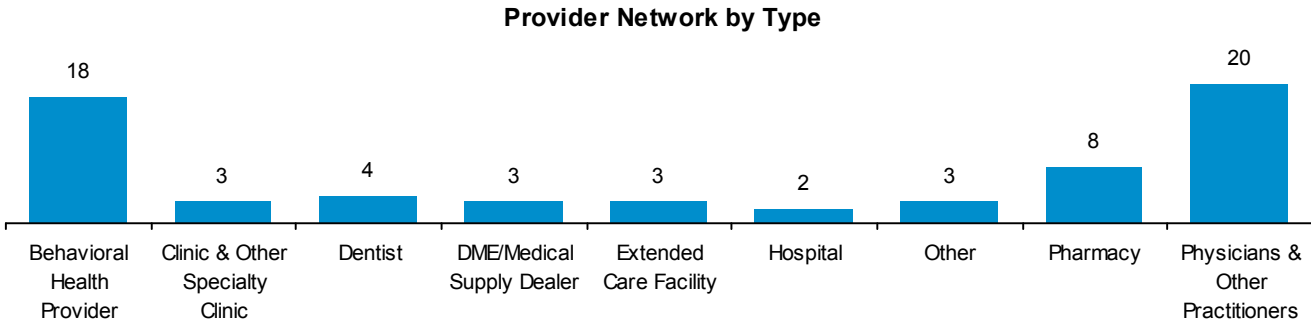
July 2017

## Blaine County

Provider Network is providers who are contracted to provide health care services by locations, programs, types, and specialties. Providers are being counted multiple times if they have multiple locations, programs, types, and/or specialties. The term "contracted" is defined as a provider that was enrolled with Oklahoma SoonerCare within the reporting period, it does not necessarily indicate participation.



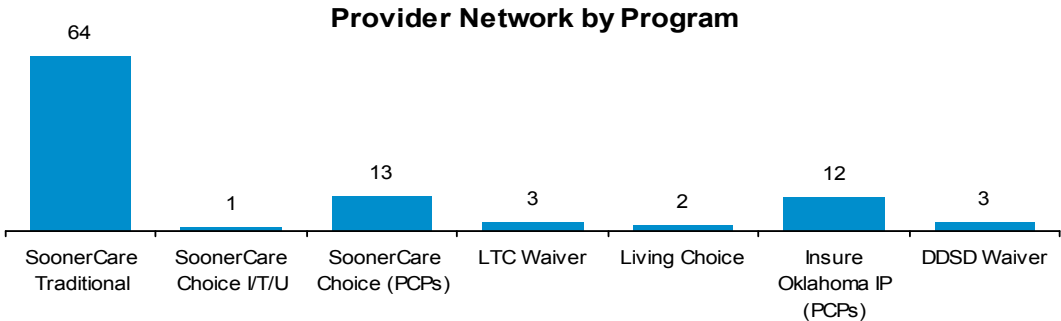
0 Newly Enrolled Provider. The data is based on the new provider IDs added to the system during the reporting month. The effective date of the contract may or may not be in that month.



### Primary Care Provider (PCP) Capacities

SoonerCare Program	Total Capacity	% of Capacity Used
SoonerCare Choice	4,750	31.68%
SoonerCare Choice I/T/U	2,500	0.68%
Insure Oklahoma IP	1,200	1.08%

Total Capacity represents the maximum number of members that PCPs request to have assigned within OHCA's limit. Panels on hold status are excluded from the capacity calculation.



### Acronyms

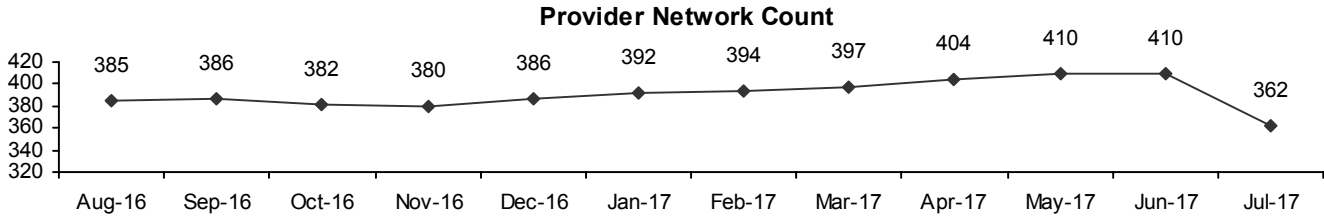
- DDSD - Developmental Disabilities Services Division
- DME - Durable Medical Equipment
- IP - Individual Plan
- I/T/U - Indian Health Service/Tribal/ Urban Indian
- LTC - Long-Term Care
- PCMH - Patient Centered Medical Home
- PCP - Primary Care Provider

# Provider Fast Facts by County

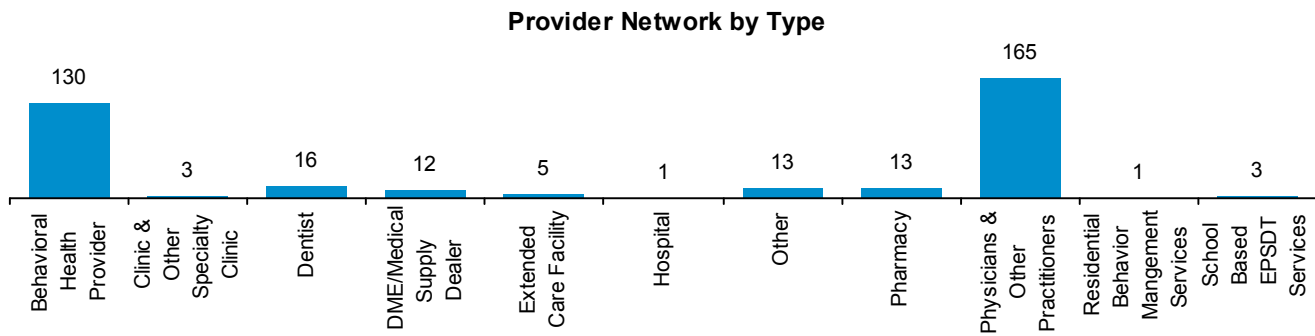
July 2017

## Bryan County

Provider Network is providers who are contracted to provide health care services by locations, programs, types, and specialties. Providers are being counted multiple times if they have multiple locations, programs, types, and/or specialties. The term "contracted" is defined as a provider that was enrolled with Oklahoma SoonerCare within the reporting period, it does not necessarily indicate participation.



2 Newly Enrolled Provider. The data is based on the new provider IDs added to the system during the reporting month. The effective date of the contract may or may not be in that month.

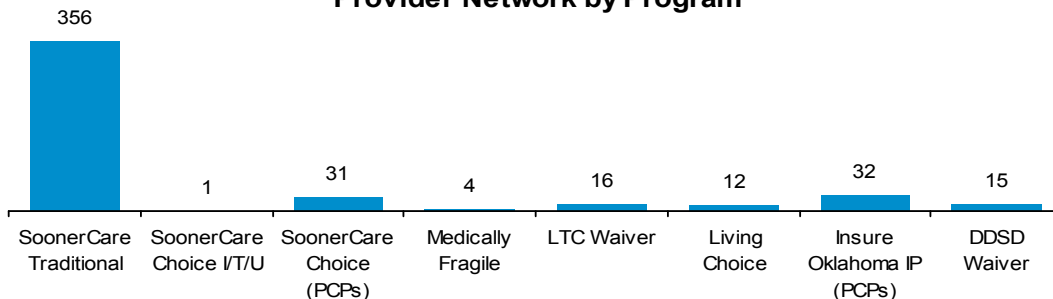


### Primary Care Provider (PCP) Capacities

SoonerCare Program	Total Capacity	% of Capacity Used
SoonerCare Choice	24,625	34.42%
SoonerCare Choice I/T/U	2,500	11.76%
Insure Oklahoma IP	9,575	1.00%

Total Capacity represents the maximum number of members that PCPs request to have assigned within OHCA's limit. Panels on hold status are excluded from the capacity calculation.

### Provider Network by Program



### Acronyms

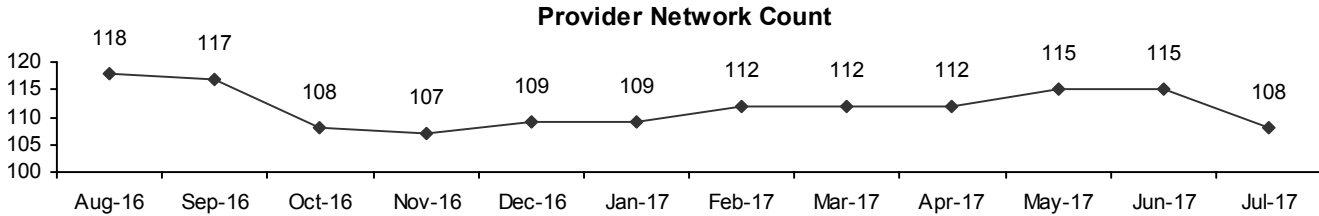
- DDSD - Developmental Disabilities Services Division
- DME - Durable Medical Equipment
- IP - Individual Plan
- I/T/U - Indian Health Service/Tribal/ Urban Indian
- LTC - Long-Term Care
- PCMH - Patient Centered Medical Home
- PCP - Primary Care Provider

# Provider Fast Facts by County

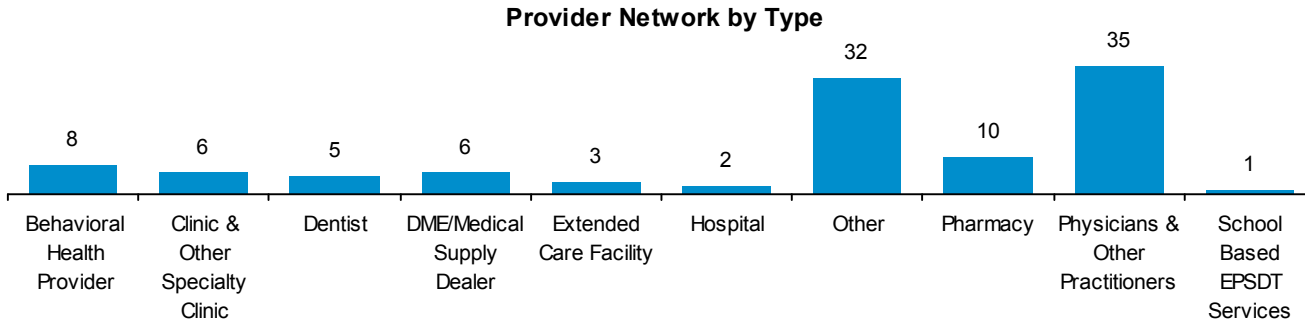
July 2017

## Caddo County

Provider Network is providers who are contracted to provide health care services by locations, programs, types, and specialties. Providers are being counted multiple times if they have multiple locations, programs, types, and/or specialties. The term "contracted" is defined as a provider that was enrolled with Oklahoma SoonerCare within the reporting period, it does not necessarily indicate participation.



0 Newly Enrolled Provider. The data is based on the new provider IDs added to the system during the reporting month. The effective date of the contract may or may not be in that month.

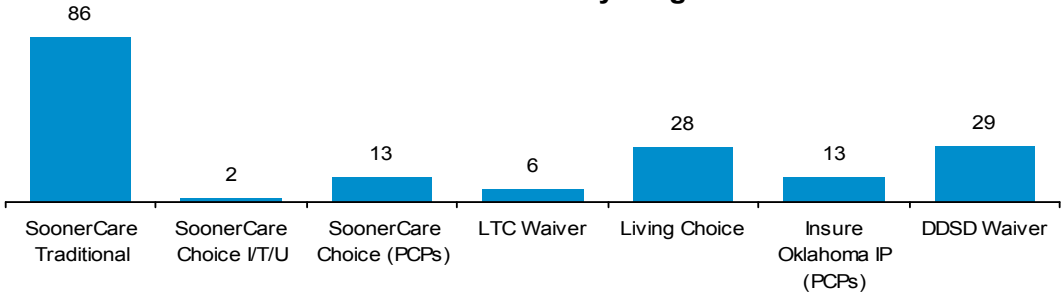


### Primary Care Provider (PCP) Capacities

SoonerCare Program	Total Capacity	% of Capacity Used
SoonerCare Choice	8,870	26.37%
SoonerCare Choice I/T/U	3,000	11.67%
Insure Oklahoma IP	4,475	0.47%

Total Capacity represents the maximum number of members that PCPs request to have assigned within OHCA's limit. Panels on hold status are excluded from the capacity calculation.

### Provider Network by Program



### Acronyms

- DDSD - Developmental Disabilities Services Division
- DME - Durable Medical Equipment
- IP - Individual Plan
- I/T/U - Indian Health Service/Tribal/ Urban Indian
- LTC - Long-Term Care
- PCMH - Patient Centered Medical Home
- PCP - Primary Care Provider

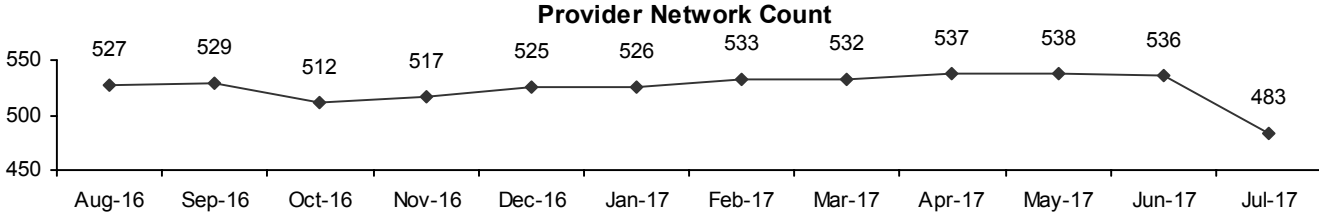


# Provider Fast Facts by County

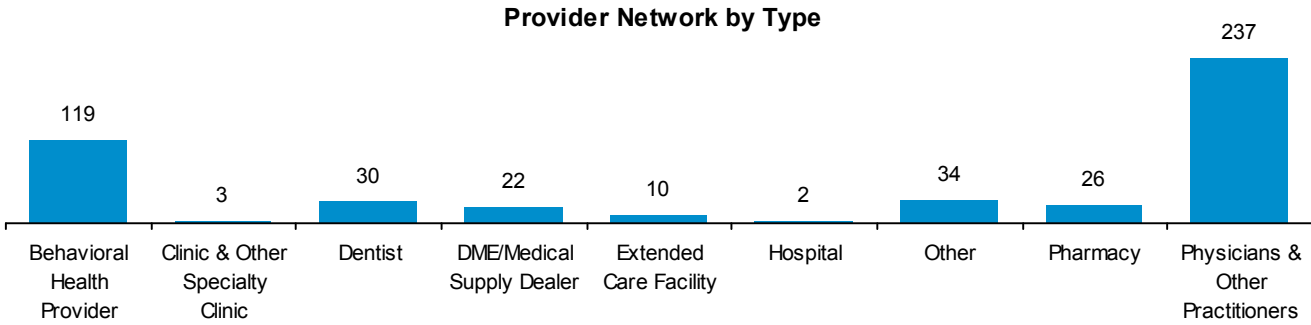
July 2017

## Canadian County

Provider Network is providers who are contracted to provide health care services by locations, programs, types, and specialties. Providers are being counted multiple times if they have multiple locations, programs, types, and/or specialties. The term "contracted" is defined as a provider that was enrolled with Oklahoma SoonerCare within the reporting period, it does not necessarily indicate participation.



2 Newly Enrolled Provider. The data is based on the new provider IDs added to the system during the reporting month. The effective date of the contract may or may not be in that month.

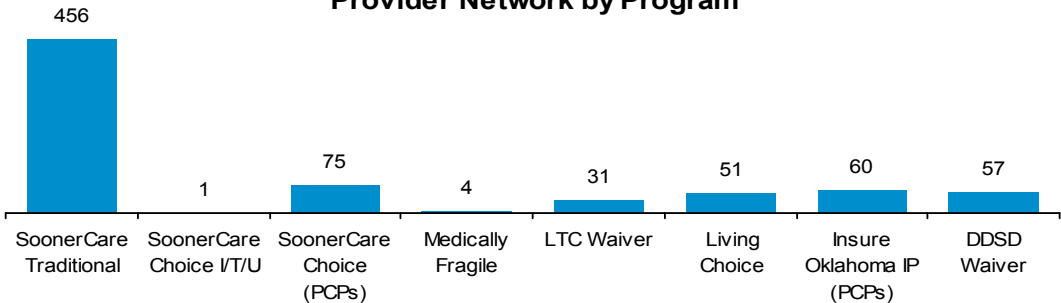


### Primary Care Provider (PCP) Capacities

SoonerCare Program	Total Capacity	% of Capacity Used
SoonerCare Choice	25,700	46.74%
SoonerCare Choice I/T/U	2,500	4.20%
Insure Oklahoma IP	9,050	1.04%

Total Capacity represents the maximum number of members that PCPs request to have assigned within OHCA's limit. Panels on hold status are excluded from the capacity calculation.

### Provider Network by Program



### Acronyms

- DDSD - Developmental Disabilities Services Division
- DME - Durable Medical Equipment
- IP - Individual Plan
- I/T/U - Indian Health Service/Tribal/ Urban Indian
- LTC - Long-Term Care
- PCMH - Patient Centered Medical Home
- PCP - Primary Care Provider

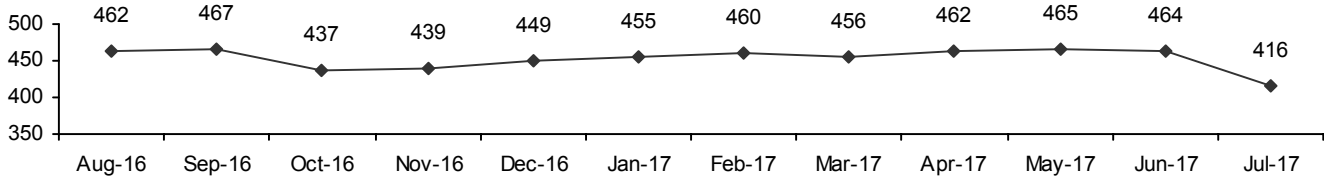
# Provider Fast Facts by County

July 2017

## Carter County

Provider Network is providers who are contracted to provide health care services by locations, programs, types, and specialties. Providers are being counted multiple times if they have multiple locations, programs, types, and/or specialties. The term "contracted" is defined as a provider that was enrolled with Oklahoma SoonerCare within the reporting period, it does not necessarily indicate participation.

**Provider Network Count**



2 Newly Enrolled Provider. The data is based on the new provider IDs added to the system during the reporting month. The effective date of the contract may or may not be in that month.

**Provider Network by Type**

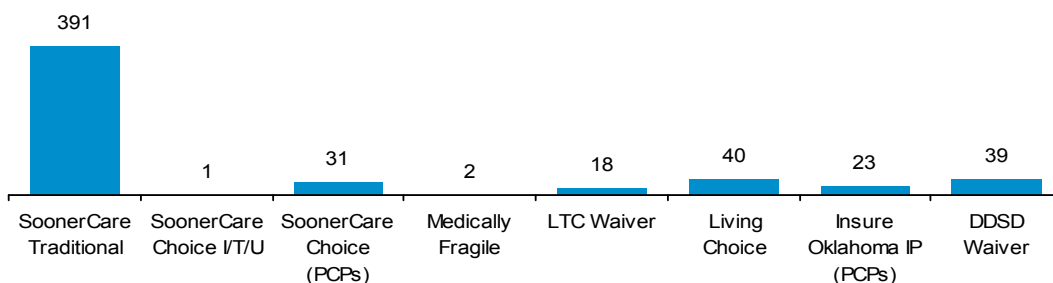


**Primary Care Provider (PCP) Capacities**

SoonerCare Program	Total Capacity	% of Capacity Used
SoonerCare Choice	21,200	45.01%
SoonerCare Choice I/T/U	500	45.20%
Insure Oklahoma IP	6,900	0.88%

Total Capacity represents the maximum number of members that PCPs request to have assigned within OHCA's limit. Panels on hold status are excluded from the capacity calculation.

**Provider Network by Program**



**Acronyms**

- DDSD - Developmental Disabilities Services Division
- DME - Durable Medical Equipment
- IP - Individual Plan
- I/T/U - Indian Health Service/Tribal/ Urban Indian
- LTC - Long-Term Care
- PCMH - Patient Centered Medical Home
- PCP - Primary Care Provider

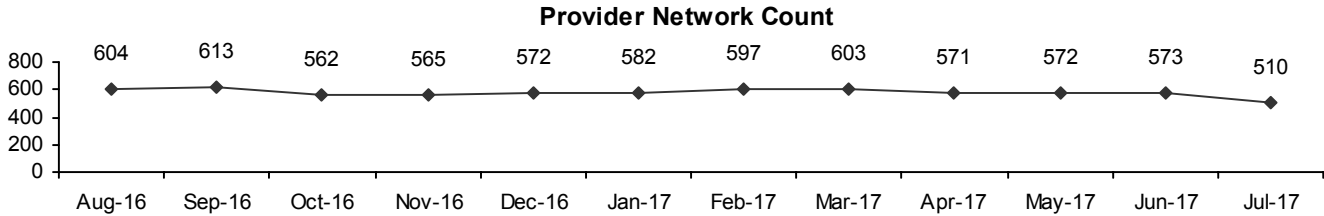
# Provider Fast Facts by County

July 2017

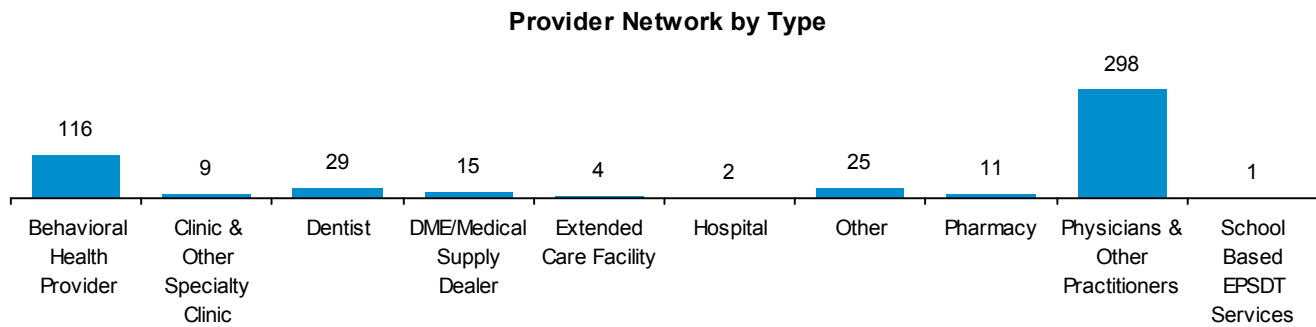


## Cherokee County

Provider Network is providers who are contracted to provide health care services by locations, programs, types, and specialties. Providers are being counted multiple times if they have multiple locations, programs, types, and/or specialties. The term "contracted" is defined as a provider that was enrolled with Oklahoma SoonerCare within the reporting period, it does not necessarily indicate participation.



1 Newly Enrolled Provider. The data is based on the new provider IDs added to the system during the reporting month. The effective date of the contract may or may not be in that month.

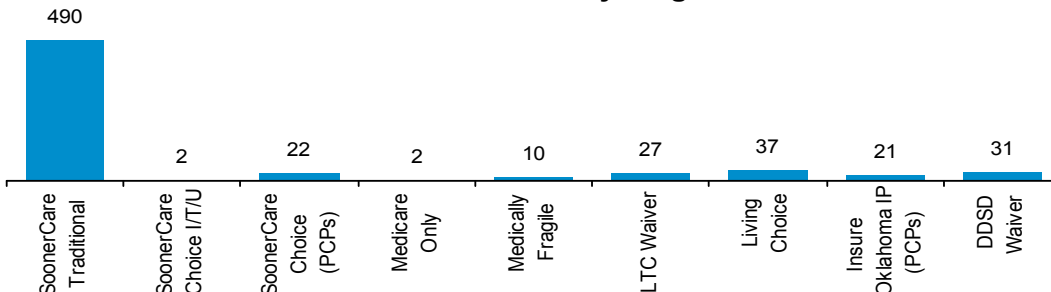


### Primary Care Provider (PCP) Capacities

SoonerCare Program	Total Capacity	% of Capacity Used
SoonerCare Choice	17,400	40.68%
SoonerCare Choice I/T/U	2,000	66.85%
Insure Oklahoma IP	12,000	0.39%

Total Capacity represents the maximum number of members that PCPs request to have assigned within OHCA's limit. Panels on hold status are excluded from the capacity calculation.

### Provider Network by Program



### Acronyms

- DDSD - Developmental Disabilities Services Division
- DME - Durable Medical Equipment
- IP - Individual Plan
- I/T/U - Indian Health Service/Tribal/ Urban Indian
- LTC - Long-Term Care
- PCMH - Patient Centered Medical Home
- PCP - Primary Care Provider

# Provider Fast Facts by County

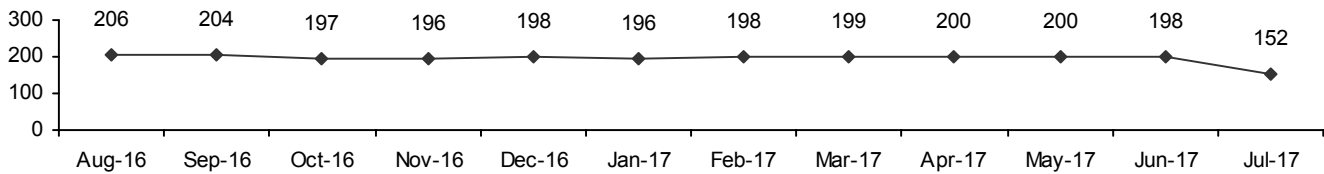
July 2017



## Choctaw County

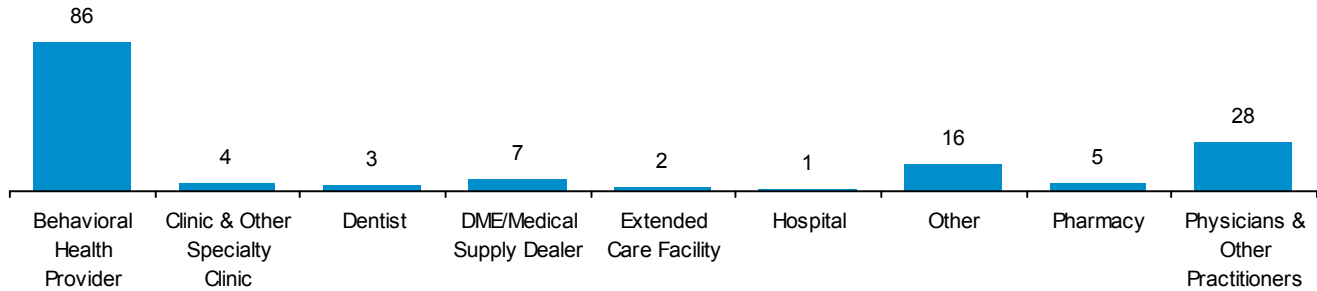
Provider Network is providers who are contracted to provide health care services by locations, programs, types, and specialties. Providers are being counted multiple times if they have multiple locations, programs, types, and/or specialties. The term "contracted" is defined as a provider that was enrolled with Oklahoma SoonerCare within the reporting period, it does not necessarily indicate participation.

**Provider Network Count**



1 Newly Enrolled Provider. The data is based on the new provider IDs added to the system during the reporting month. The effective date of the contract may or may not be in that month.

**Provider Network by Type**

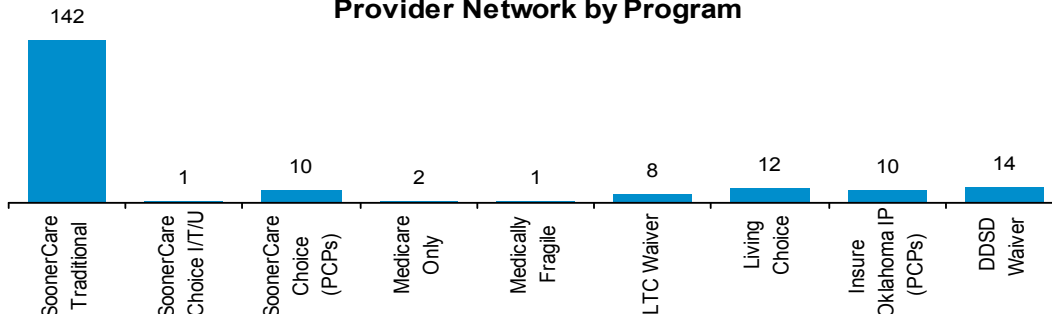


**Primary Care Provider (PCP) Capacities**

SoonerCare Program	Total Capacity	% of Capacity Used
SoonerCare Choice	16,100	15.70%
SoonerCare Choice I/T/U	1,250	3.92%
Insure Oklahoma IP	6,450	0.31%

Total Capacity represents the maximum number of members that PCPs request to have assigned within OHCA's limit. Panels on hold status are excluded from the capacity calculation.

**Provider Network by Program**



**Acronyms**

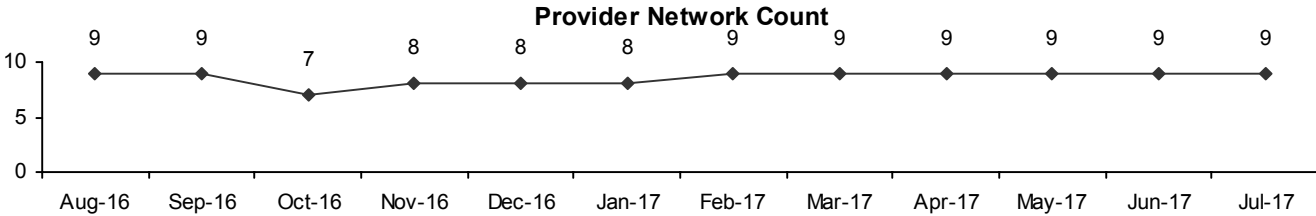
- DDSD - Developmental Disabilities Services Division
- DME - Durable Medical Equipment
- IP - Individual Plan
- I/T/U - Indian Health Service/Tribal/ Urban Indian
- LTC - Long-Term Care
- PCMH - Patient Centered Medical Home
- PCP - Primary Care Provider

# Provider Fast Facts by County

July 2017

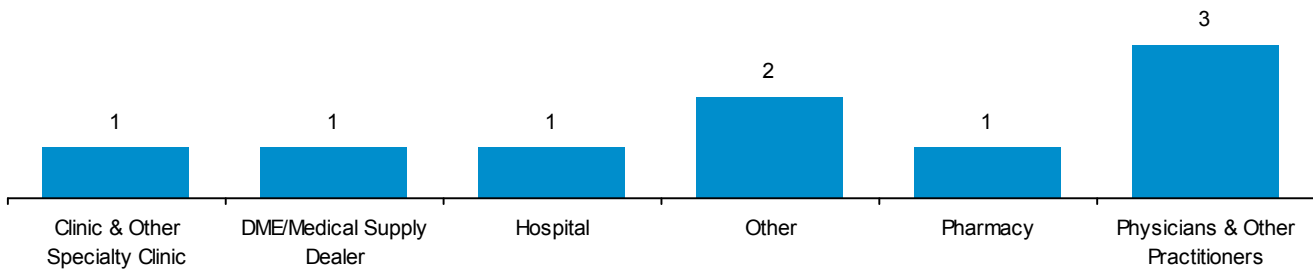
## Cimarron County

Provider Network is providers who are contracted to provide health care services by locations, programs, types, and specialties. Providers are being counted multiple times if they have multiple locations, programs, types, and/or specialties. The term "contracted" is defined as a provider that was enrolled with Oklahoma SoonerCare within the reporting period, it does not necessarily indicate participation.



0 Newly Enrolled Provider. The data is based on the new provider IDs added to the system during the reporting month. The effective date of the contract may or may not be in that month.

### Provider Network by Type

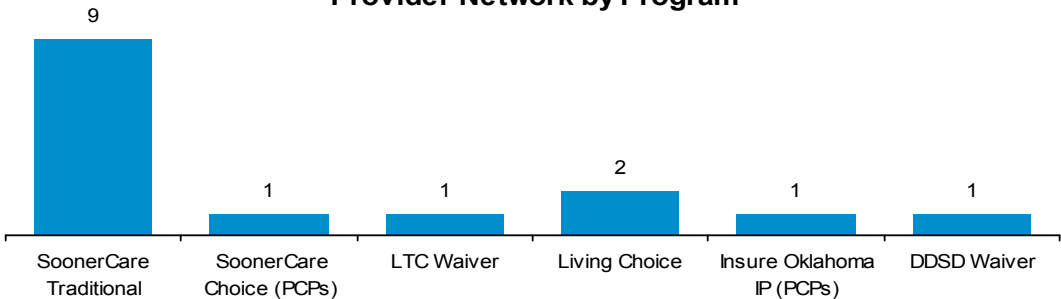


### Primary Care Provider (PCP) Capacities

SoonerCare Program	Total Capacity	% of Capacity Used
SoonerCare Choice	2,500	9.96%
Insure Oklahoma IP	200	1.50%

Total Capacity represents the maximum number of members that PCPs request to have assigned within OHCA's limit. Panels on hold status are excluded from the capacity calculation.

### Provider Network by Program



### Acronyms

- DDSD - Developmental Disabilities Services Division
- DME - Durable Medical Equipment
- IP - Individual Plan
- I/T/U - Indian Health Service/Tribal/ Urban Indian
- LTC - Long-Term Care
- PCMH - Patient Centered Medical Home
- PCP - Primary Care Provider

# Provider Fast Facts by County

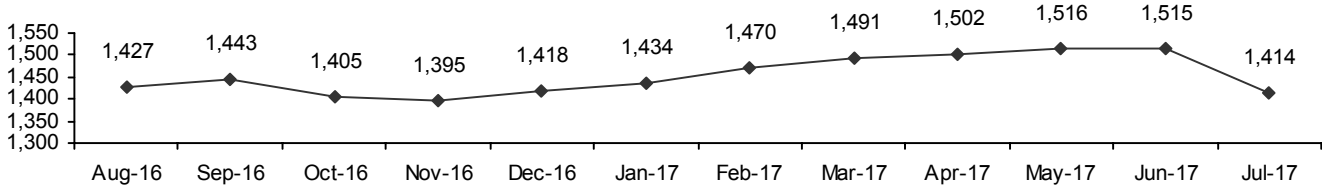
July 2017



## Cleveland County

Provider Network is providers who are contracted to provide health care services by locations, programs, types, and specialties. Providers are being counted multiple times if they have multiple locations, programs, types, and/or specialties. The term "contracted" is defined as a provider that was enrolled with Oklahoma SoonerCare within the reporting period, it does not necessarily indicate participation.

**Provider Network Count**



15 Newly Enrolled Provider. The data is based on the new provider IDs added to the system during the reporting month. The effective date of the contract may or may not be in that month.

**Provider Network by Type**

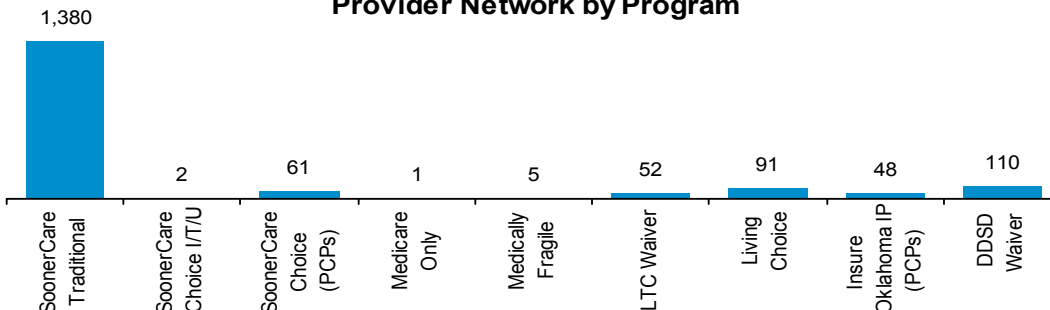


### Primary Care Provider (PCP) Capacities

SoonerCare Program	Total Capacity	% of Capacity Used
SoonerCare Choice	41,540	47.91%
SoonerCare Choice I/T/U	3,500	11.60%
Insure Oklahoma IP	7,433	2.25%

Total Capacity represents the maximum number of members that PCPs request to have assigned within OHCA's limit. Panels on hold status are excluded from the capacity calculation.

### Provider Network by Program



#### Acronyms

- DDSD - Developmental Disabilities Services Division
- DME - Durable Medical Equipment
- IP - Individual Plan
- I/T/U - Indian Health Service/Tribal/ Urban Indian
- LTC - Long-Term Care
- PCMH - Patient Centered Medical Home
- PCP - Primary Care Provider

# Provider Fast Facts by County

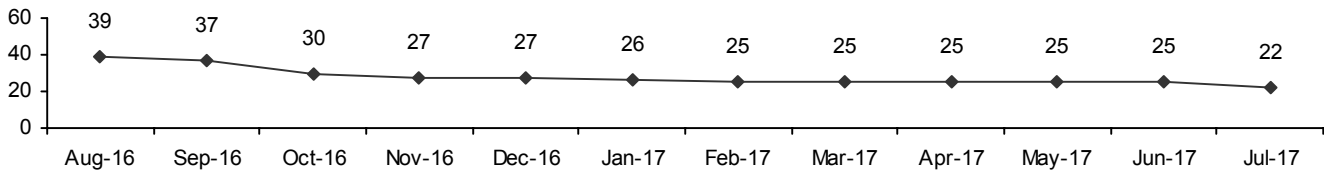
July 2017

## Coal County



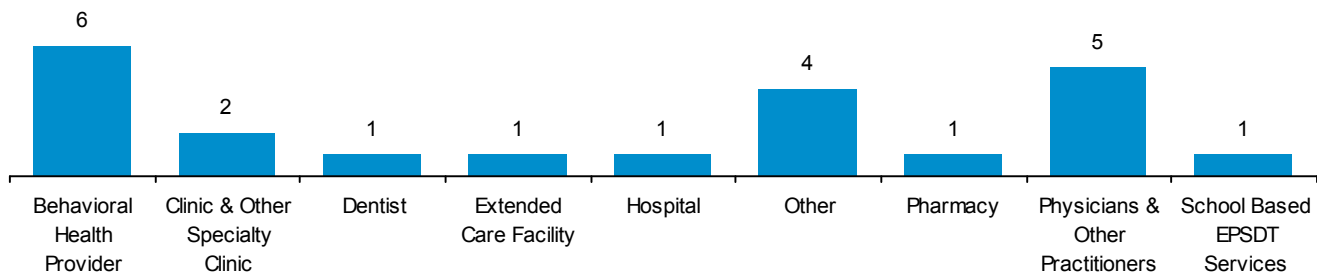
Provider Network is providers who are contracted to provide health care services by locations, programs, types, and specialties. Providers are being counted multiple times if they have multiple locations, programs, types, and/or specialties. The term "contracted" is defined as a provider that was enrolled with Oklahoma SoonerCare within the reporting period, it does not necessarily indicate participation.

### Provider Network Count



0 Newly Enrolled Provider. The data is based on the new provider IDs added to the system during the reporting month. The effective date of the contract may or may not be in that month.

### Provider Network by Type

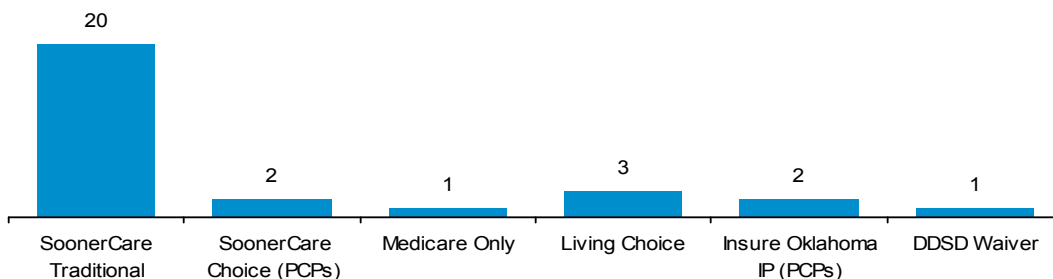


### Primary Care Provider (PCP) Capacities

SoonerCare Program	Total Capacity	% of Capacity Used
SoonerCare Choice	9,500	6.99%
Insure Oklahoma IP	1,750	1.14%

Total Capacity represents the maximum number of members that PCPs request to have assigned within OHCA's limit. Panels on hold status are excluded from the capacity calculation.

### Provider Network by Program



### Acronyms

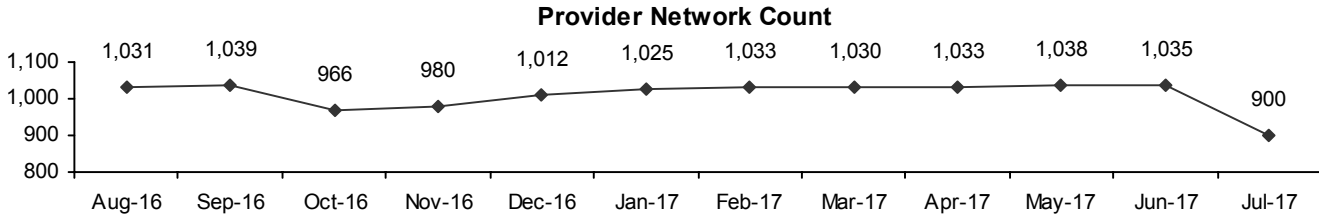
- DDSD - Developmental Disabilities Services Division
- DME - Durable Medical Equipment
- IP - Individual Plan
- I/T/U - Indian Health Service/Tribal/ Urban Indian
- LTC - Long-Term Care
- PCMH - Patient Centered Medical Home
- PCP - Primary Care Provider

# Provider Fast Facts by County

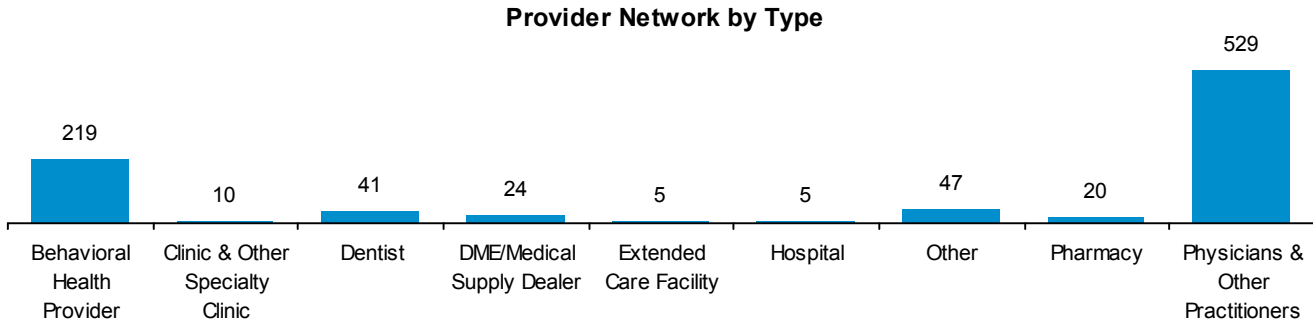
July 2017

## Comanche County

Provider Network is providers who are contracted to provide health care services by locations, programs, types, and specialties. Providers are being counted multiple times if they have multiple locations, programs, types, and/or specialties. The term "contracted" is defined as a provider that was enrolled with Oklahoma SoonerCare within the reporting period, it does not necessarily indicate participation.



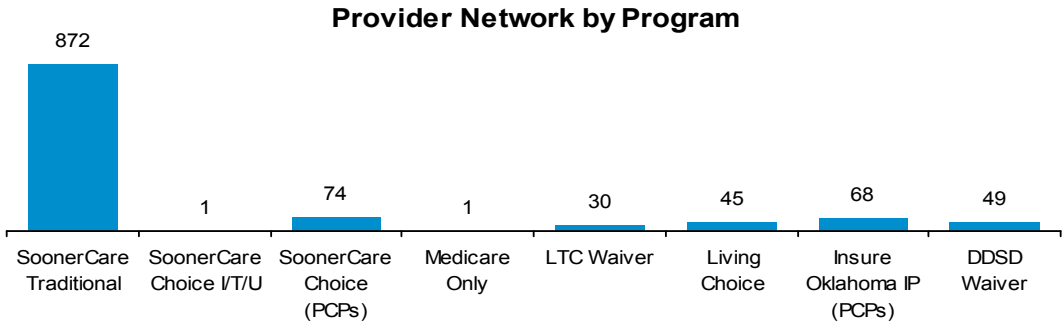
2 Newly Enrolled Provider. The data is based on the new provider IDs added to the system during the reporting month. The effective date of the contract may or may not be in that month.



### Primary Care Provider (PCP) Capacities

SoonerCare Program	Total Capacity	% of Capacity Used
SoonerCare Choice	31,540	48.46%
SoonerCare Choice I/T/U	2,500	39.92%
Insure Oklahoma IP	7,651	0.98%

Total Capacity represents the maximum number of members that PCPs request to have assigned within OHCA's limit. Panels on hold status are excluded from the capacity calculation.



#### Acronyms

- DDSD - Developmental Disabilities Services Division
- DME - Durable Medical Equipment
- IP - Individual Plan
- I/T/U - Indian Health Service/Tribal/ Urban Indian
- LTC - Long-Term Care
- PCMH - Patient Centered Medical Home
- PCP - Primary Care Provider



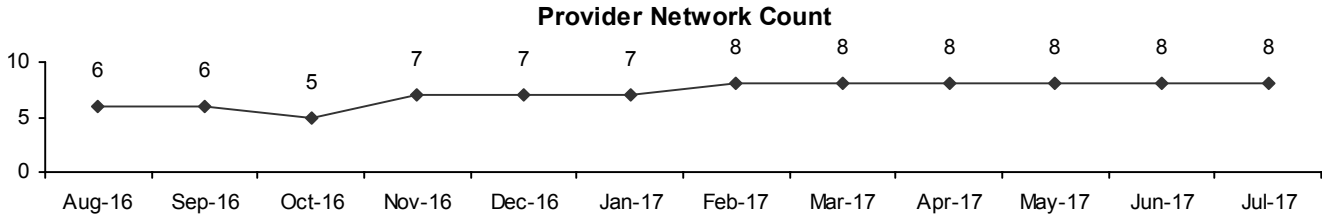
# Provider Fast Facts by County

July 2017

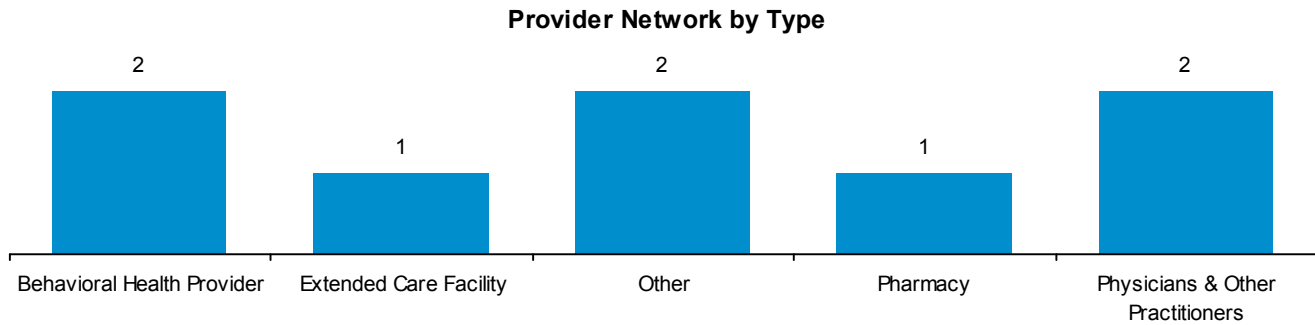
## Cotton County



Provider Network is providers who are contracted to provide health care services by locations, programs, types, and specialties. Providers are being counted multiple times if they have multiple locations, programs, types, and/or specialties. The term "contracted" is defined as a provider that was enrolled with Oklahoma SoonerCare within the reporting period, it does not necessarily indicate participation.



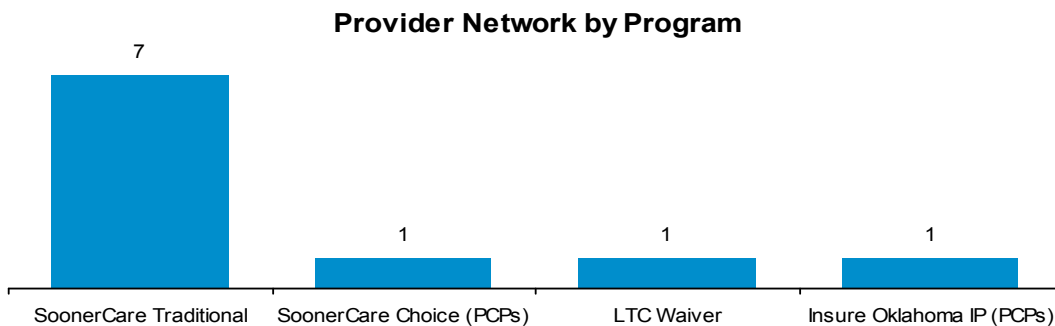
0 Newly Enrolled Provider. The data is based on the new provider IDs added to the system during the reporting month. The effective date of the contract may or may not be in that month.



### Primary Care Provider (PCP) Capacities

SoonerCare Program	Total Capacity	% of Capacity Used
Insure Oklahoma IP	1,400	0.14%

Total Capacity represents the maximum number of members that PCPs request to have assigned within OHCA's limit. Panels on hold status are excluded from the capacity calculation.



### Acronyms

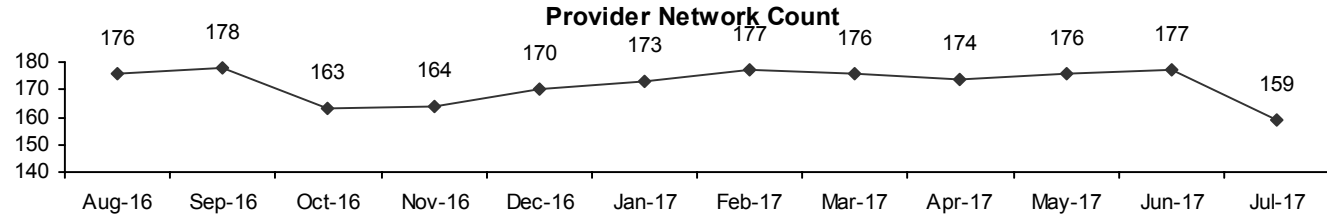
- DDSD - Developmental Disabilities Services Division
- DME - Durable Medical Equipment
- IP - Individual Plan
- I/T/U - Indian Health Service/Tribal/ Urban Indian
- LTC - Long-Term Care
- PCMH - Patient Centered Medical Home
- PCP - Primary Care Provider

# Provider Fast Facts by County

July 2017

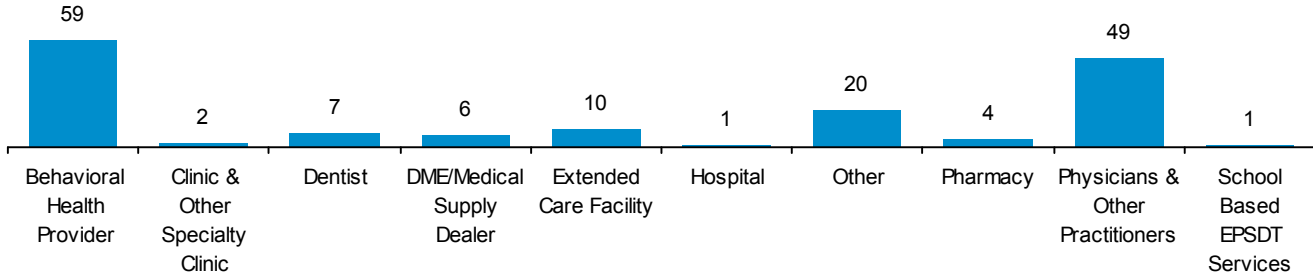
## Craig County

Provider Network is providers who are contracted to provide health care services by locations, programs, types, and specialties. Providers are being counted multiple times if they have multiple locations, programs, types, and/or specialties. The term "contracted" is defined as a provider that was enrolled with Oklahoma SoonerCare within the reporting period, it does not necessarily indicate participation.



4 Newly Enrolled Provider. The data is based on the new provider IDs added to the system during the reporting month. The effective date of the contract may or may not be in that month.

### Provider Network by Type

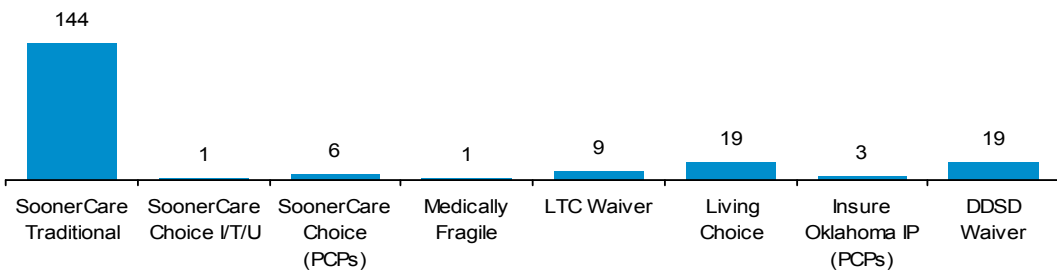


### Primary Care Provider (PCP) Capacities

SoonerCare Program	Total Capacity	% of Capacity Used
SoonerCare Choice	4,200	43.31%
SoonerCare Choice I/T/U	2,500	12.64%
Insure Oklahoma IP	650	2.46%

Total Capacity represents the maximum number of members that PCPs request to have assigned within OHCA's limit. Panels on hold status are excluded from the capacity calculation.

### Provider Network by Program



### Acronyms

- DDSD - Developmental Disabilities Services Division
- DME - Durable Medical Equipment
- IP - Individual Plan
- I/T/U - Indian Health Service/Tribal/ Urban Indian
- LTC - Long-Term Care
- PCMH - Patient Centered Medical Home
- PCP - Primary Care Provider

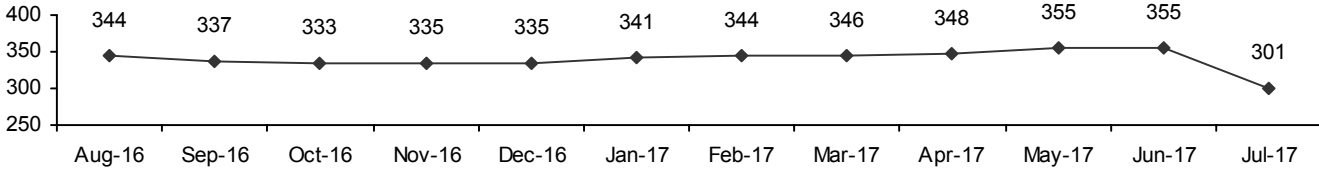
# Provider Fast Facts by County

July 2017

## Creek County

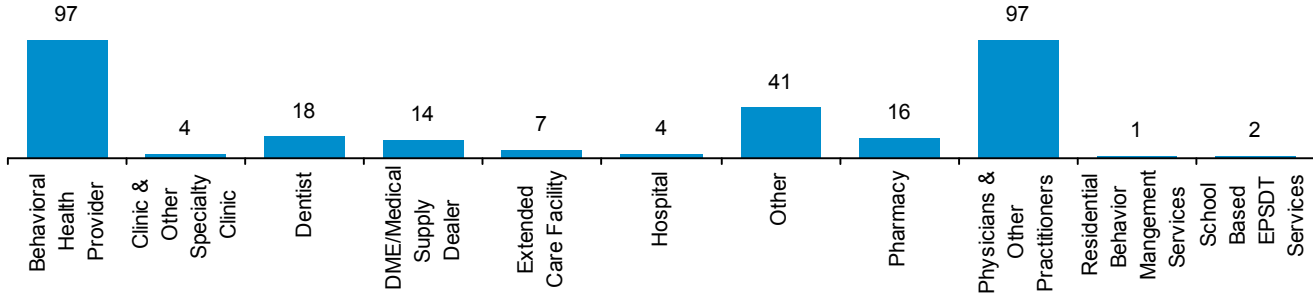
Provider Network is providers who are contracted to provide health care services by locations, programs, types, and specialties. Providers are being counted multiple times if they have multiple locations, programs, types, and/or specialties. The term "contracted" is defined as a provider that was enrolled with Oklahoma SoonerCare within the reporting period, it does not necessarily indicate participation.

**Provider Network Count**



2 Newly Enrolled Provider. The data is based on the new provider IDs added to the system during the reporting month. The effective date of the contract may or may not be in that month.

**Provider Network by Type**

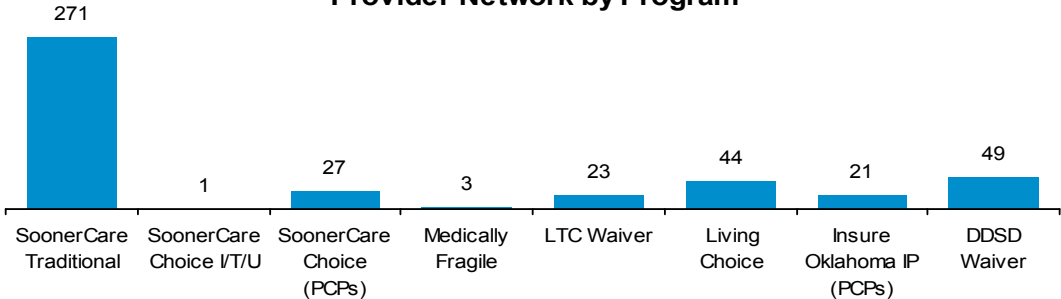


**Primary Care Provider (PCP) Capacities**

SoonerCare Program	Total Capacity	% of Capacity Used
SoonerCare Choice	19,245	36.44%
SoonerCare Choice I/T/U	800	15.75%
Insure Oklahoma IP	12,985	0.51%

Total Capacity represents the maximum number of members that PCPs request to have assigned within OHCA's limit. Panels on hold status are excluded from the capacity calculation.

**Provider Network by Program**



**Acronyms**

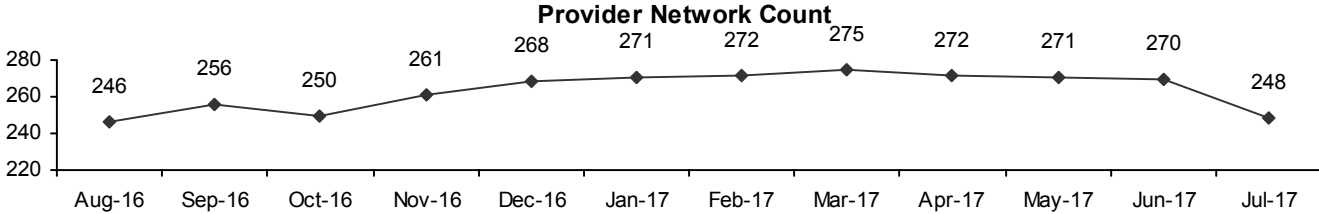
- DDSD - Developmental Disabilities Services Division
- DME - Durable Medical Equipment
- IP - Individual Plan
- I/T/U - Indian Health Service/Tribal/ Urban Indian
- LTC - Long-Term Care
- PCMH - Patient Centered Medical Home
- PCP - Primary Care Provider

# Provider Fast Facts by County

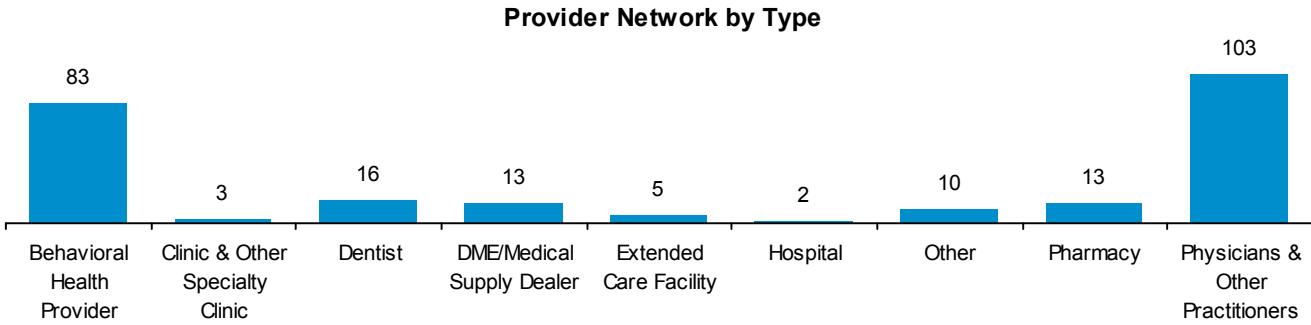
July 2017

## Custer County

Provider Network is providers who are contracted to provide health care services by locations, programs, types, and specialties. Providers are being counted multiple times if they have multiple locations, programs, types, and/or specialties. The term "contracted" is defined as a provider that was enrolled with Oklahoma SoonerCare within the reporting period, it does not necessarily indicate participation.



4 Newly Enrolled Provider. The data is based on the new provider IDs added to the system during the reporting month. The effective date of the contract may or may not be in that month.

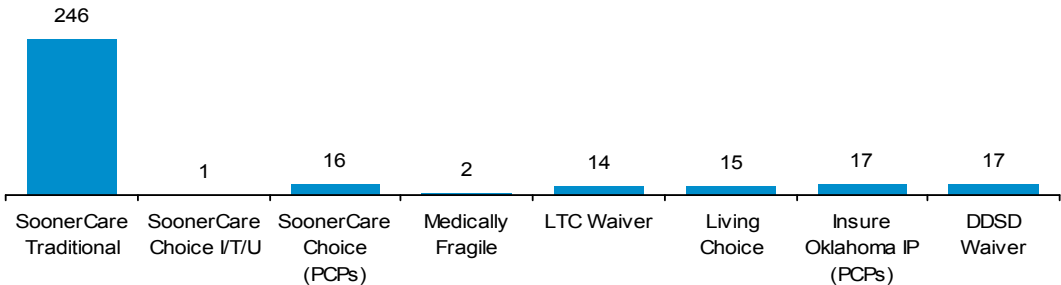


### Primary Care Provider (PCP) Capacities

SoonerCare Program	Total Capacity	% of Capacity Used
SoonerCare Choice	4,575	69.60%
SoonerCare Choice I/T/U	2,500	14.76%
Insure Oklahoma IP	2,825	1.20%

Total Capacity represents the maximum number of members that PCPs request to have assigned within OHCA's limit. Panels on hold status are excluded from the capacity calculation.

### Provider Network by Program



### Acronyms

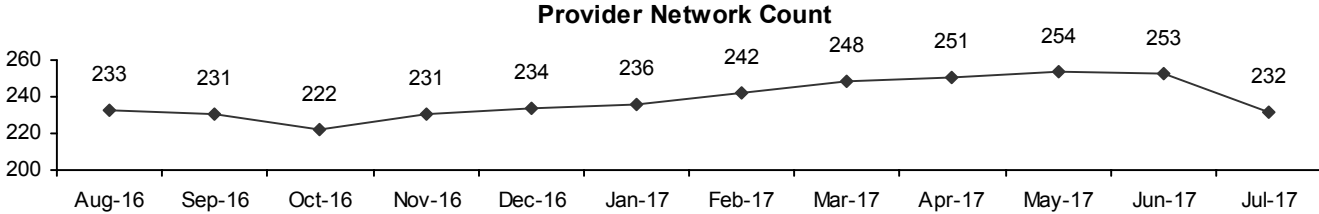
- DDSD - Developmental Disabilities Services Division
- DME - Durable Medical Equipment
- IP - Individual Plan
- I/T/U - Indian Health Service/Tribal/ Urban Indian
- LTC - Long-Term Care
- PCMH - Patient Centered Medical Home
- PCP - Primary Care Provider

# Provider Fast Facts by County

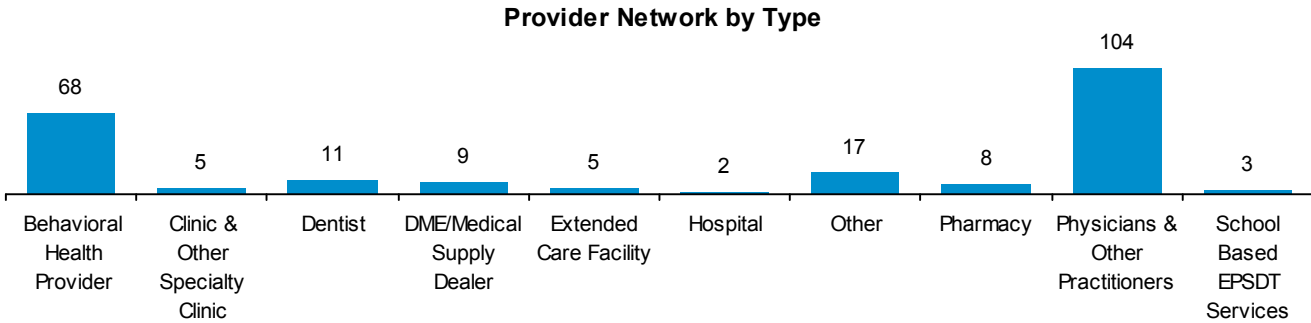
July 2017

## Delaware County

Provider Network is providers who are contracted to provide health care services by locations, programs, types, and specialties. Providers are being counted multiple times if they have multiple locations, programs, types, and/or specialties. The term "contracted" is defined as a provider that was enrolled with Oklahoma SoonerCare within the reporting period, it does not necessarily indicate participation.



2 Newly Enrolled Provider. The data is based on the new provider IDs added to the system during the reporting month. The effective date of the contract may or may not be in that month.

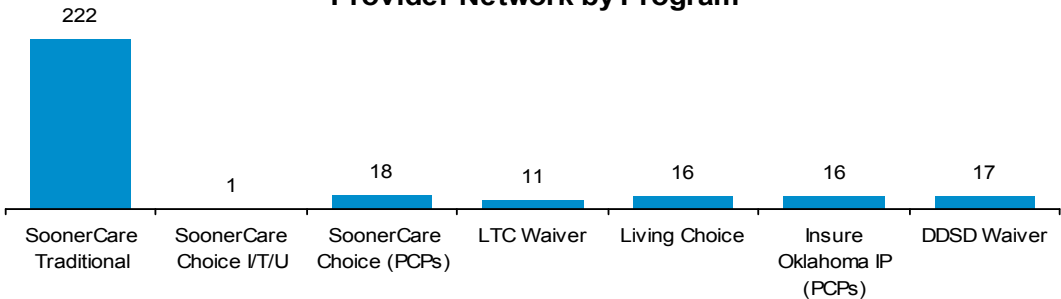


### Primary Care Provider (PCP) Capacities

SoonerCare Program	Total Capacity	% of Capacity Used
SoonerCare Choice	17,350	31.21%
SoonerCare Choice I/T/U	2,500	4.08%
Insure Oklahoma IP	4,150	1.47%

Total Capacity represents the maximum number of members that PCPs request to have assigned within OHCA's limit. Panels on hold status are excluded from the capacity calculation.

### Provider Network by Program



#### Acronyms

- DDSD - Developmental Disabilities Services Division
- DME - Durable Medical Equipment
- IP - Individual Plan
- I/T/U - Indian Health Service/Tribal/ Urban Indian
- LTC - Long-Term Care
- PCMH - Patient Centered Medical Home
- PCP - Primary Care Provider

# Provider Fast Facts by County

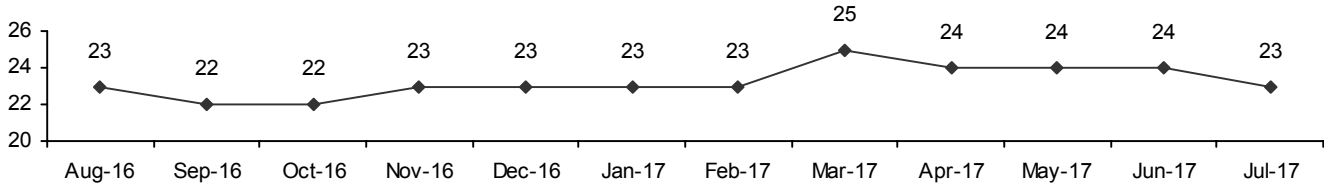
July 2017



## Dewey County

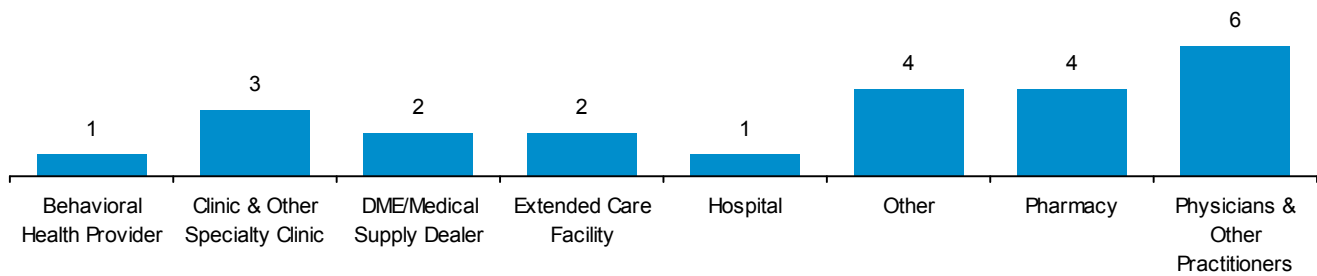
Provider Network is providers who are contracted to provide health care services by locations, programs, types, and specialties. Providers are being counted multiple times if they have multiple locations, programs, types, and/or specialties. The term "contracted" is defined as a provider that was enrolled with Oklahoma SoonerCare within the reporting period, it does not necessarily indicate participation.

**Provider Network Count**



0 Newly Enrolled Provider. The data is based on the new provider IDs added to the system during the reporting month. The effective date of the contract may or may not be in that month.

**Provider Network by Type**

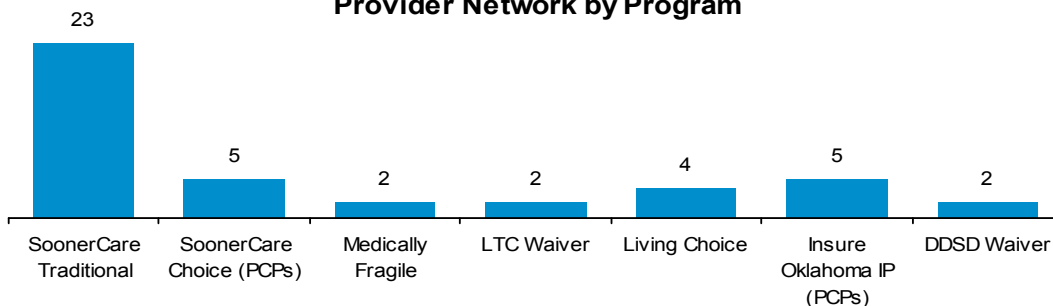


**Primary Care Provider (PCP) Capacities**

SoonerCare Program	Total Capacity	% of Capacity Used
SoonerCare Choice	200	84.00%
Insure Oklahoma IP	100	1.00%

Total Capacity represents the maximum number of members that PCPs request to have assigned within OHCA's limit. Panels on hold status are excluded from the capacity calculation.

**Provider Network by Program**



**Acronyms**

- DDSD - Developmental Disabilities Services Division
- DME - Durable Medical Equipment
- IP - Individual Plan
- I/T/U - Indian Health Service/Tribal/ Urban Indian
- LTC - Long-Term Care
- PCMH - Patient Centered Medical Home
- PCP - Primary Care Provider

# Provider Fast Facts by County

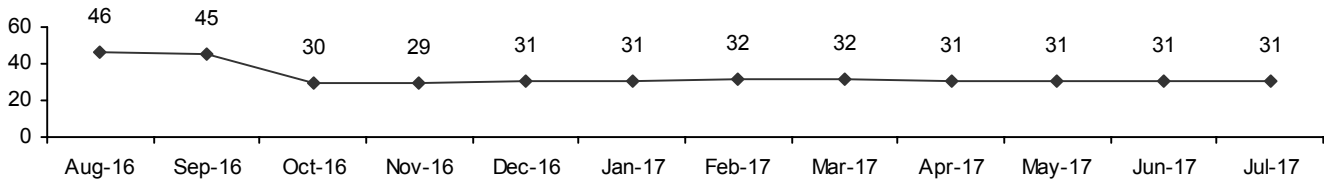
July 2017



## Ellis County

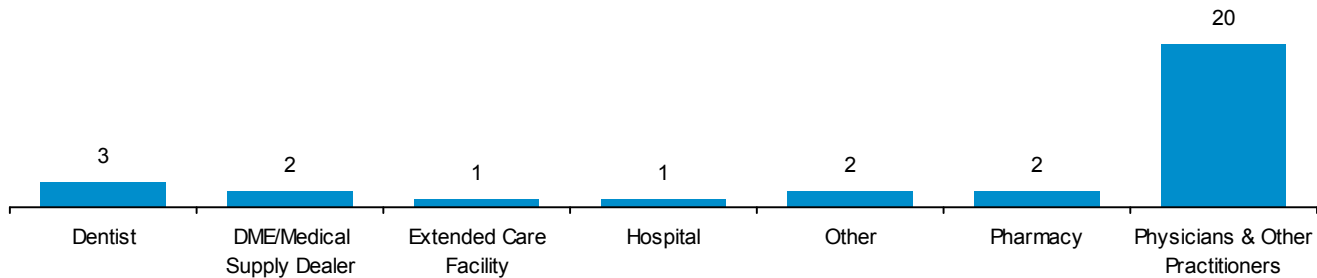
Provider Network is providers who are contracted to provide health care services by locations, programs, types, and specialties. Providers are being counted multiple times if they have multiple locations, programs, types, and/or specialties. The term "contracted" is defined as a provider that was enrolled with Oklahoma SoonerCare within the reporting period, it does not necessarily indicate participation.

**Provider Network Count**



0 Newly Enrolled Provider. The data is based on the new provider IDs added to the system during the reporting month. The effective date of the contract may or may not be in that month.

**Provider Network by Type**

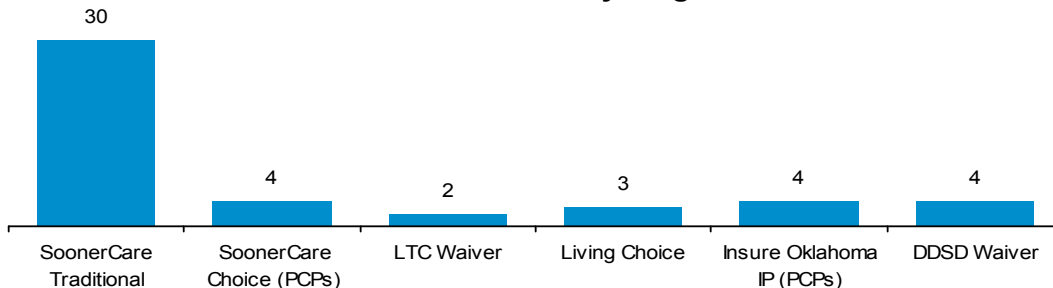


**Primary Care Provider (PCP) Capacities**

SoonerCare Program	Total Capacity	% of Capacity Used
SoonerCare Choice	500	97.20%
Insure Oklahoma IP	250	1.60%

Total Capacity represents the maximum number of members that PCPs request to have assigned within OHCA's limit. Panels on hold status are excluded from the capacity calculation.

**Provider Network by Program**



**Acronyms**

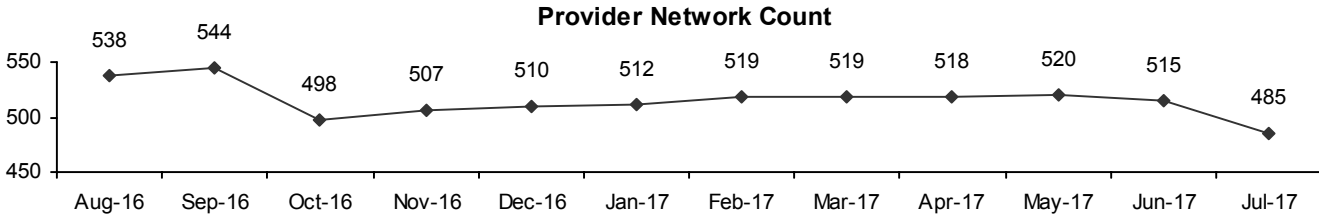
- DDSD - Developmental Disabilities Services Division
- DME - Durable Medical Equipment
- IP - Individual Plan
- I/T/U - Indian Health Service/Tribal/ Urban Indian
- LTC - Long-Term Care
- PCMH - Patient Centered Medical Home
- PCP - Primary Care Provider

# Provider Fast Facts by County

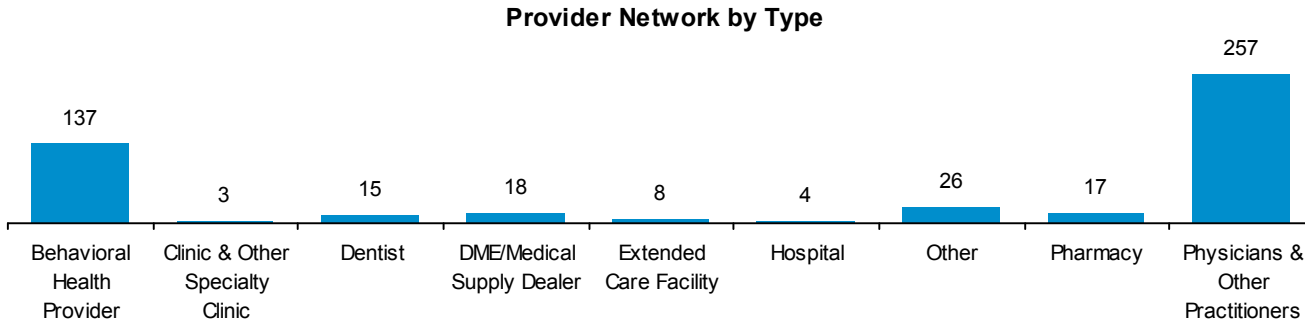
July 2017

## Garfield County

Provider Network is providers who are contracted to provide health care services by locations, programs, types, and specialties. Providers are being counted multiple times if they have multiple locations, programs, types, and/or specialties. The term "contracted" is defined as a provider that was enrolled with Oklahoma SoonerCare within the reporting period, it does not necessarily indicate participation.



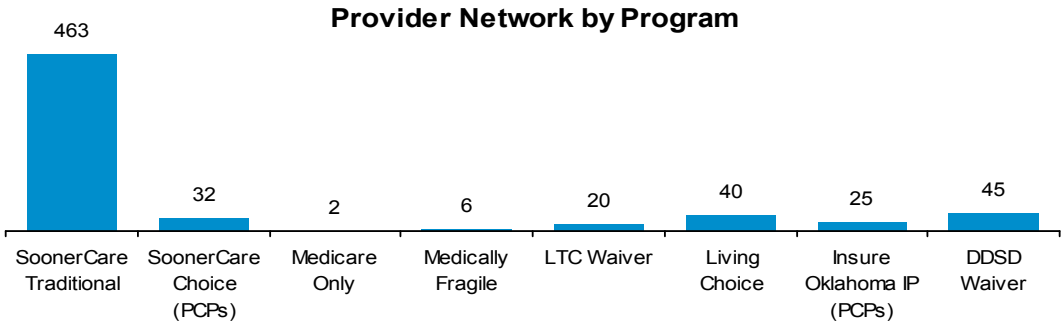
4 Newly Enrolled Provider. The data is based on the new provider IDs added to the system during the reporting month. The effective date of the contract may or may not be in that month.



### Primary Care Provider (PCP) Capacities

SoonerCare Program	Total Capacity	% of Capacity Used
SoonerCare Choice	11,455	73.48%
Insure Oklahoma IP	2,601	1.15%

Total Capacity represents the maximum number of members that PCPs request to have assigned within OHCA's limit. Panels on hold status are excluded from the capacity calculation.



### Acronyms

- DDSD - Developmental Disabilities Services Division
- DME - Durable Medical Equipment
- IP - Individual Plan
- I/T/U - Indian Health Service/Tribal/ Urban Indian
- LTC - Long-Term Care
- PCMH - Patient Centered Medical Home
- PCP - Primary Care Provider



# Provider Fast Facts by County

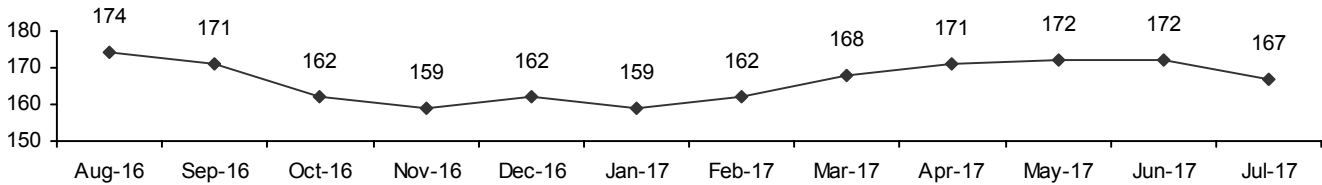
July 2017

## Garvin County



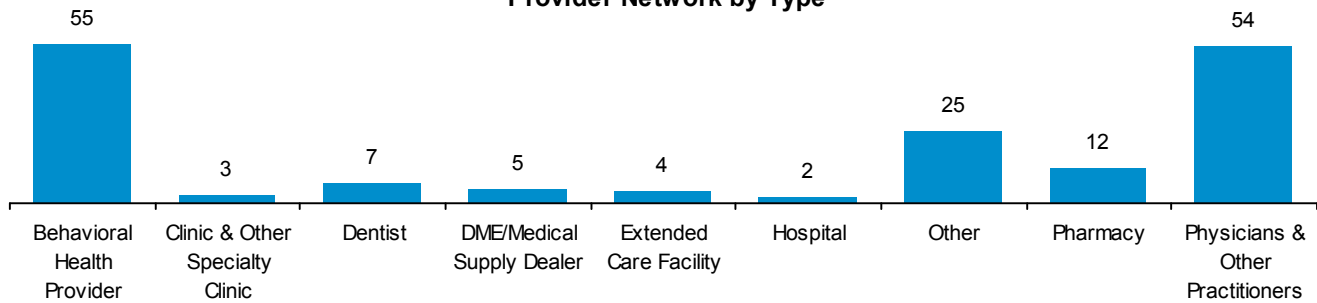
Provider Network is providers who are contracted to provide health care services by locations, programs, types, and specialties. Providers are being counted multiple times if they have multiple locations, programs, types, and/or specialties. The term "contracted" is defined as a provider that was enrolled with Oklahoma SoonerCare within the reporting period, it does not necessarily indicate participation.

**Provider Network Count**



0 Newly Enrolled Provider. The data is based on the new provider IDs added to the system during the reporting month. The effective date of the contract may or may not be in that month.

**Provider Network by Type**

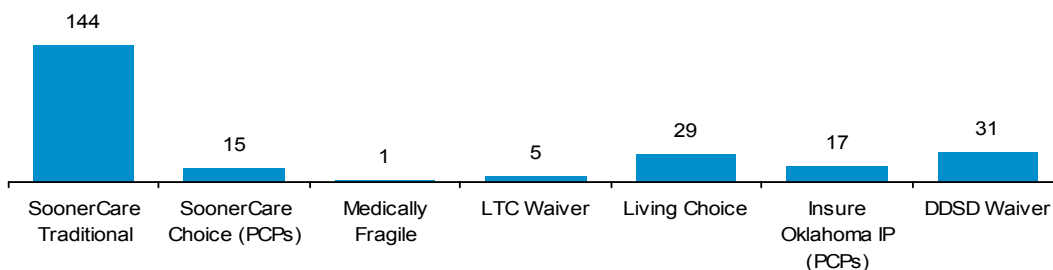


**Primary Care Provider (PCP) Capacities**

SoonerCare Program	Total Capacity	% of Capacity Used
SoonerCare Choice	8,205	30.70%
Insure Oklahoma IP	7,150	0.46%

Total Capacity represents the maximum number of members that PCPs request to have assigned within OHCA's limit. Panels on hold status are excluded from the capacity calculation.

**Provider Network by Program**



**Acronyms**

- DDSD - Developmental Disabilities Services Division
- DME - Durable Medical Equipment
- IP - Individual Plan
- I/T/U - Indian Health Service/Tribal/ Urban Indian
- LTC - Long-Term Care
- PCMH - Patient Centered Medical Home
- PCP - Primary Care Provider

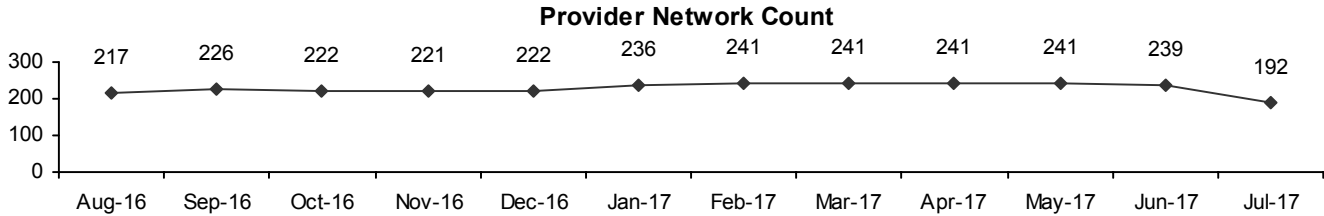
# Provider Fast Facts by County

July 2017

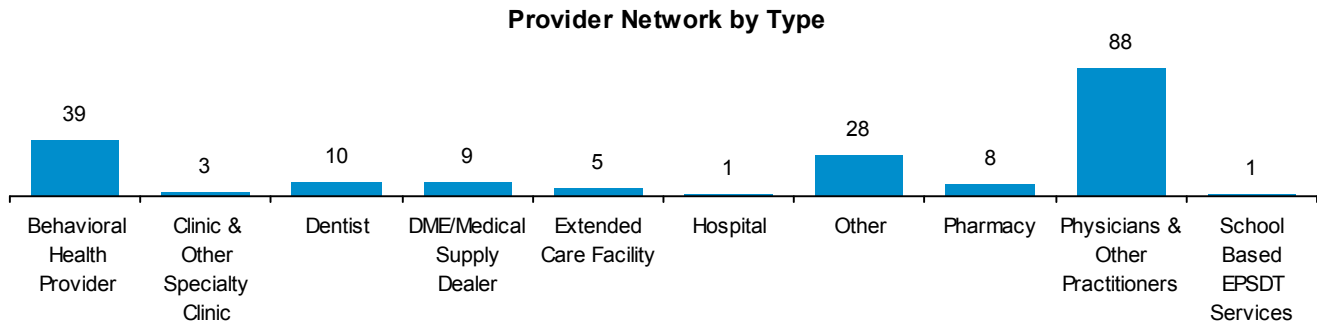
## Grady County



Provider Network is providers who are contracted to provide health care services by locations, programs, types, and specialties. Providers are being counted multiple times if they have multiple locations, programs, types, and/or specialties. The term "contracted" is defined as a provider that was enrolled with Oklahoma SoonerCare within the reporting period, it does not necessarily indicate participation.



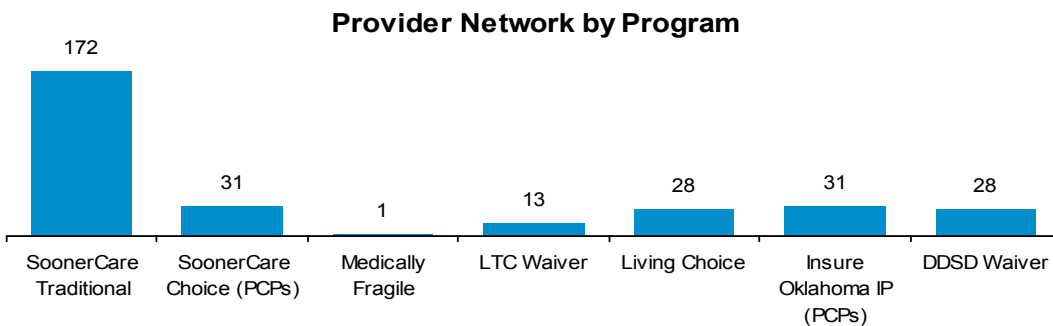
0 Newly Enrolled Provider. The data is based on the new provider IDs added to the system during the reporting month. The effective date of the contract may or may not be in that month.



### Primary Care Provider (PCP) Capacities

SoonerCare Program	Total Capacity	% of Capacity Used
SoonerCare Choice	10,551	56.76%
Insure Oklahoma IP	1,462	2.60%

Total Capacity represents the maximum number of members that PCPs request to have assigned within OHCA's limit. Panels on hold status are excluded from the capacity calculation.



### Acronyms

- DDSD - Developmental Disabilities Services Division
- DME - Durable Medical Equipment
- IP - Individual Plan
- I/T/U - Indian Health Service/Tribal/ Urban Indian
- LTC - Long-Term Care
- PCMH - Patient Centered Medical Home
- PCP - Primary Care Provider

# Provider Fast Facts by County

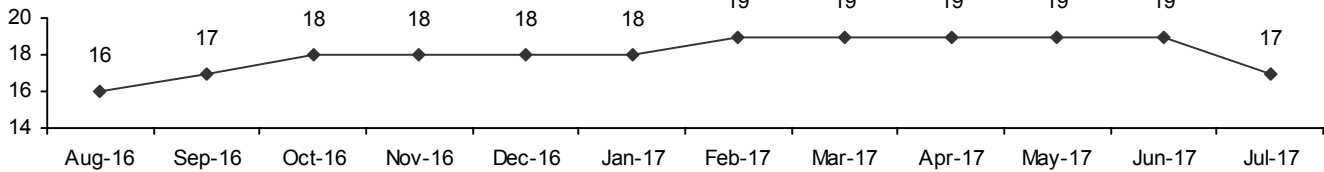
July 2017

## Grant County



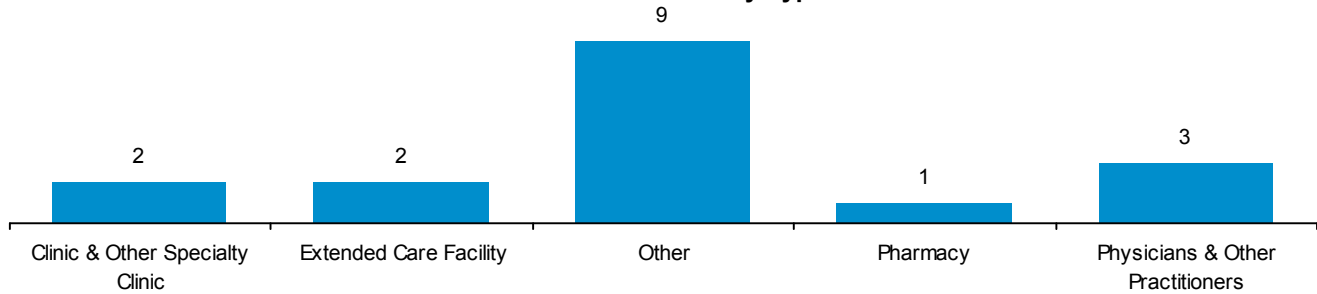
Provider Network is providers who are contracted to provide health care services by locations, programs, types, and specialties. Providers are being counted multiple times if they have multiple locations, programs, types, and/or specialties. The term "contracted" is defined as a provider that was enrolled with Oklahoma SoonerCare within the reporting period, it does not necessarily indicate participation.

**Provider Network Count**



0 Newly Enrolled Provider. The data is based on the new provider IDs added to the system during the reporting month. The effective date of the contract may or may not be in that month.

**Provider Network by Type**

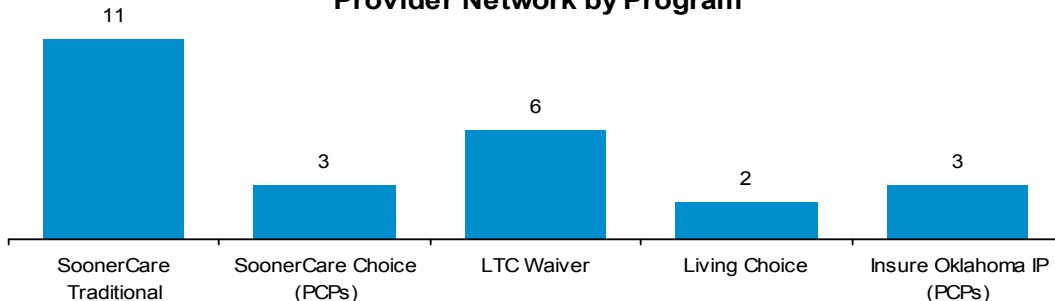


**Primary Care Provider (PCP) Capacities**

SoonerCare Program	Total Capacity	% of Capacity Used
SoonerCare Choice	2,520	11.94%
Insure Oklahoma IP	1,450	0.14%

Total Capacity represents the maximum number of members that PCPs request to have assigned within OHCA's limit. Panels on hold status are excluded from the capacity calculation.

**Provider Network by Program**



**Acronyms**

- DDSD - Developmental Disabilities Services Division
- DME - Durable Medical Equipment
- IP - Individual Plan
- I/T/U - Indian Health Service/Tribal/ Urban Indian
- LTC - Long-Term Care
- PCMH - Patient Centered Medical Home
- PCP - Primary Care Provider

# Provider Fast Facts by County

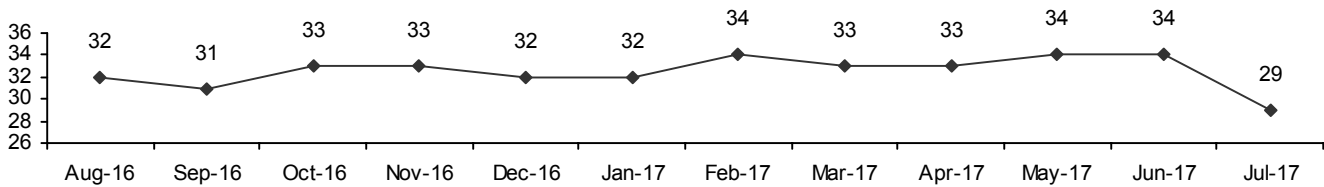
July 2017

## Greer County



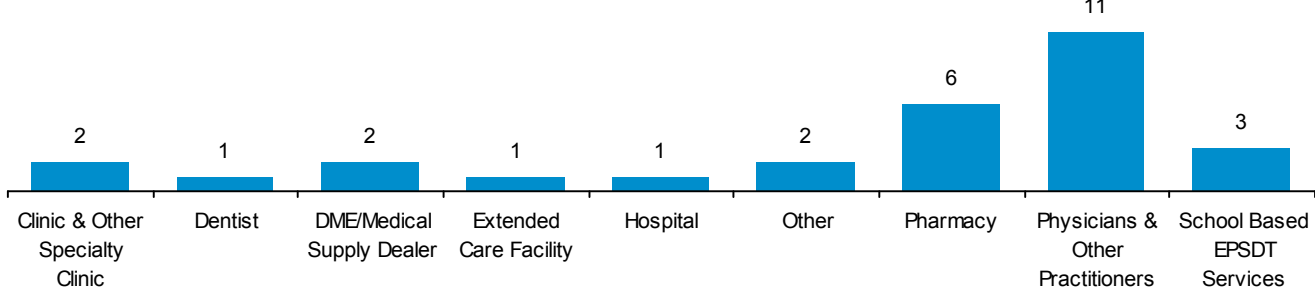
Provider Network is providers who are contracted to provide health care services by locations, programs, types, and specialties. Providers are being counted multiple times if they have multiple locations, programs, types, and/or specialties. The term "contracted" is defined as a provider that was enrolled with Oklahoma SoonerCare within the reporting period, it does not necessarily indicate participation.

**Provider Network Count**



0 Newly Enrolled Provider. The data is based on the new provider IDs added to the system during the reporting month. The effective date of the contract may or may not be in that month.

**Provider Network by Type**

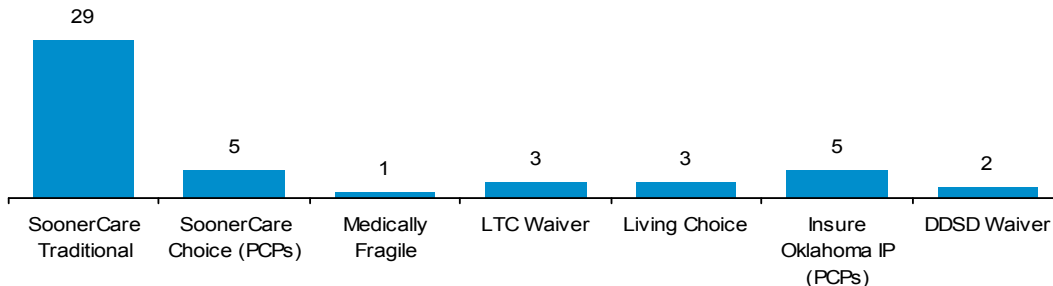


**Primary Care Provider (PCP) Capacities**

SoonerCare Program	Total Capacity	% of Capacity Used
SoonerCare Choice	1,500	38.67%
Insure Oklahoma IP	1,500	1.13%

Total Capacity represents the maximum number of members that PCPs request to have assigned within OHCA's limit. Panels on hold status are excluded from the capacity calculation.

**Provider Network by Program**



**Acronyms**

- DDSD - Developmental Disabilities Services Division
- DME - Durable Medical Equipment
- IP - Individual Plan
- I/T/U - Indian Health Service/Tribal/ Urban Indian
- LTC - Long-Term Care
- PCMH - Patient Centered Medical Home
- PCP - Primary Care Provider

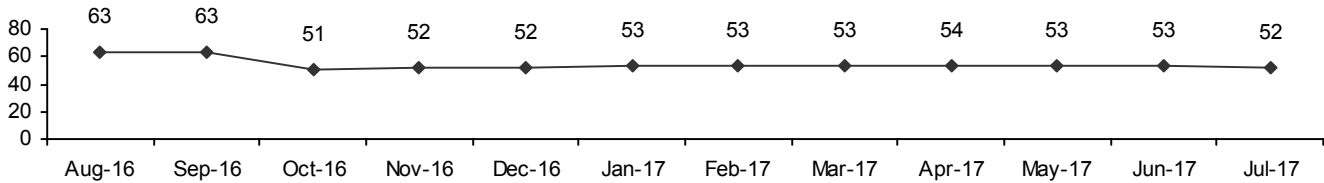
# Provider Fast Facts by County

July 2017

## Harmon County

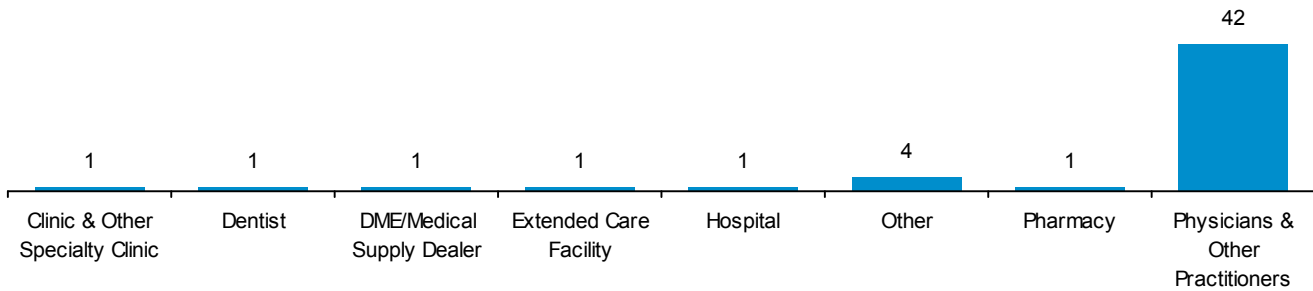
Provider Network is providers who are contracted to provide health care services by locations, programs, types, and specialties. Providers are being counted multiple times if they have multiple locations, programs, types, and/or specialties. The term "contracted" is defined as a provider that was enrolled with Oklahoma SoonerCare within the reporting period, it does not necessarily indicate participation.

**Provider Network Count**



0 Newly Enrolled Provider. The data is based on the new provider IDs added to the system during the reporting month. The effective date of the contract may or may not be in that month.

**Provider Network by Type**

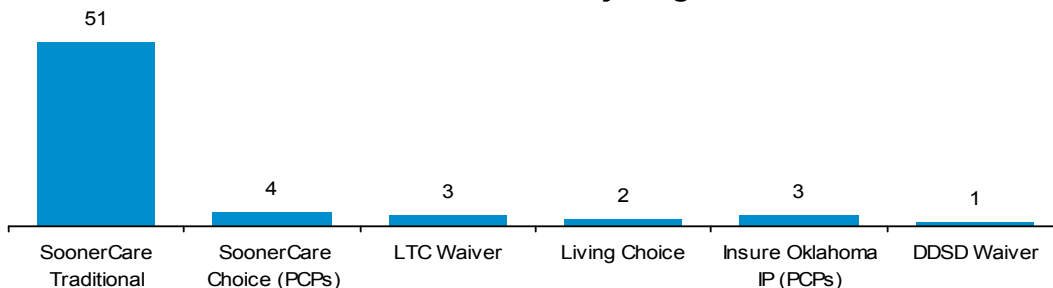


**Primary Care Provider (PCP) Capacities**

SoonerCare Program	Total Capacity	% of Capacity Used
SoonerCare Choice	4,950	12.04%
Insure Oklahoma IP	1,550	0.77%

Total Capacity represents the maximum number of members that PCPs request to have assigned within OHCA's limit. Panels on hold status are excluded from the capacity calculation.

**Provider Network by Program**



**Acronyms**

- DDSD - Developmental Disabilities Services Division
- DME - Durable Medical Equipment
- IP - Individual Plan
- I/T/U - Indian Health Service/Tribal/ Urban Indian
- LTC - Long-Term Care
- PCMH - Patient Centered Medical Home
- PCP - Primary Care Provider

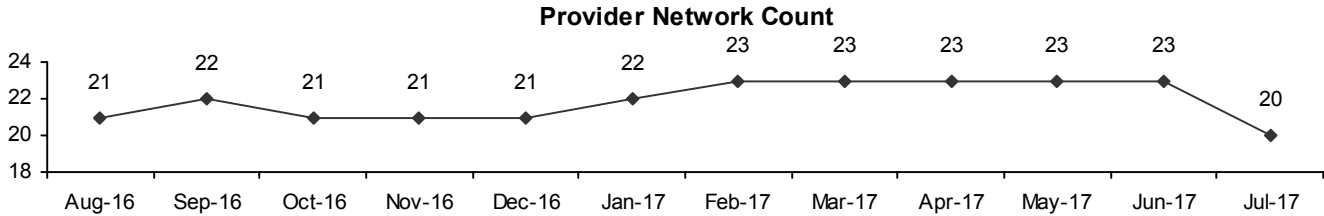
# Provider Fast Facts by County

July 2017

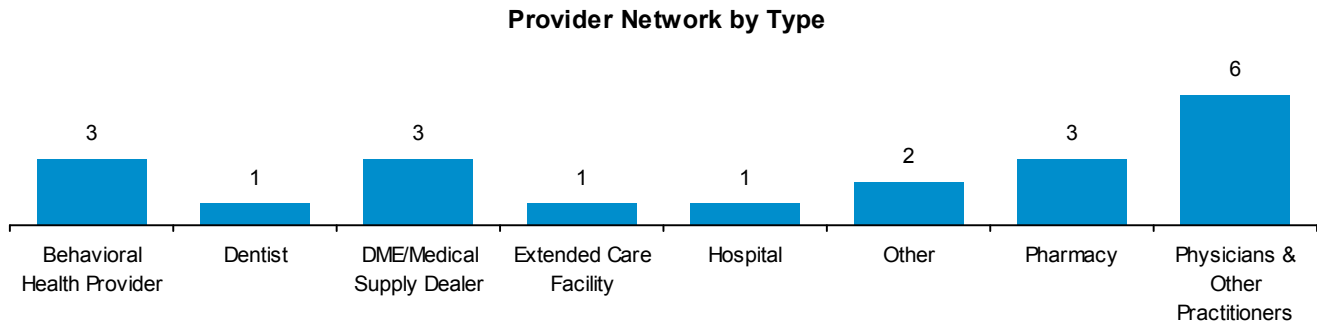
## Harper County



Provider Network is providers who are contracted to provide health care services by locations, programs, types, and specialties. Providers are being counted multiple times if they have multiple locations, programs, types, and/or specialties. The term "contracted" is defined as a provider that was enrolled with Oklahoma SoonerCare within the reporting period, it does not necessarily indicate participation.



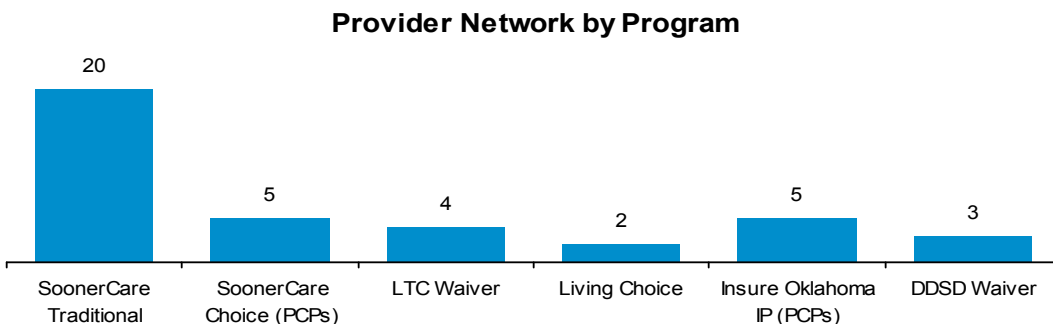
0 Newly Enrolled Provider. The data is based on the new provider IDs added to the system during the reporting month. The effective date of the contract may or may not be in that month.



### Primary Care Provider (PCP) Capacities

SoonerCare Program	Total Capacity	% of Capacity Used
SoonerCare Choice	1,400	35.00%
Insure Oklahoma IP	1,600	0.19%

Total Capacity represents the maximum number of members that PCPs request to have assigned within OHCA's limit. Panels on hold status are excluded from the capacity calculation.



### Acronyms

- DDSD - Developmental Disabilities Services Division
- DME - Durable Medical Equipment
- IP - Individual Plan
- I/T/U - Indian Health Service/Tribal/ Urban Indian
- LTC - Long-Term Care
- PCMH - Patient Centered Medical Home
- PCP - Primary Care Provider

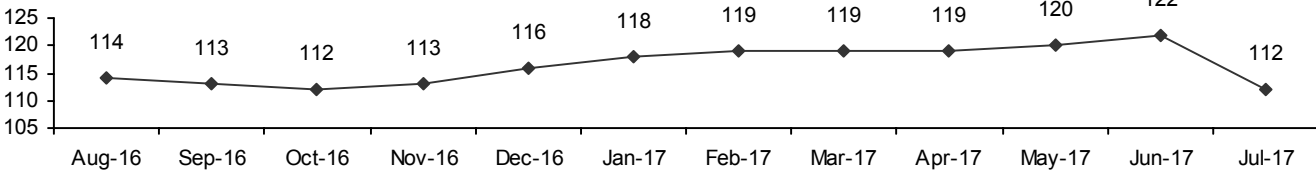
# Provider Fast Facts by County

July 2017

## Haskell County

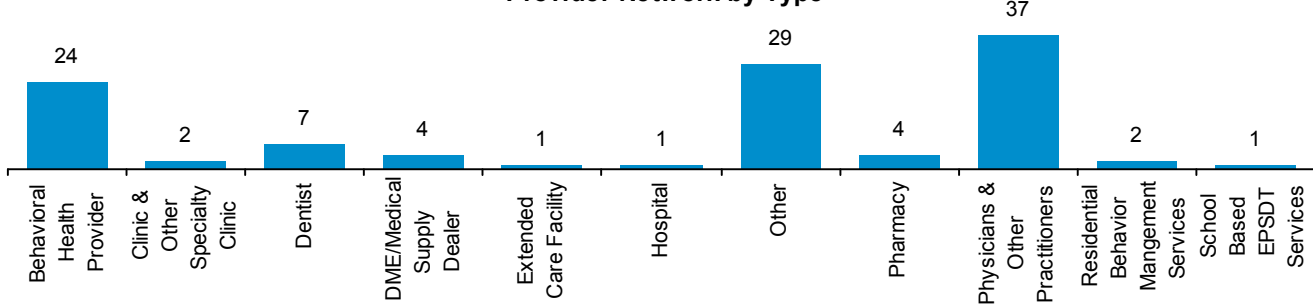
Provider Network is providers who are contracted to provide health care services by locations, programs, types, and specialties. Providers are being counted multiple times if they have multiple locations, programs, types, and/or specialties. The term "contracted" is defined as a provider that was enrolled with Oklahoma SoonerCare within the reporting period, it does not necessarily indicate participation.

**Provider Network Count**



1 Newly Enrolled Provider. The data is based on the new provider IDs added to the system during the reporting month. The effective date of the contract may or may not be in that month.

**Provider Network by Type**

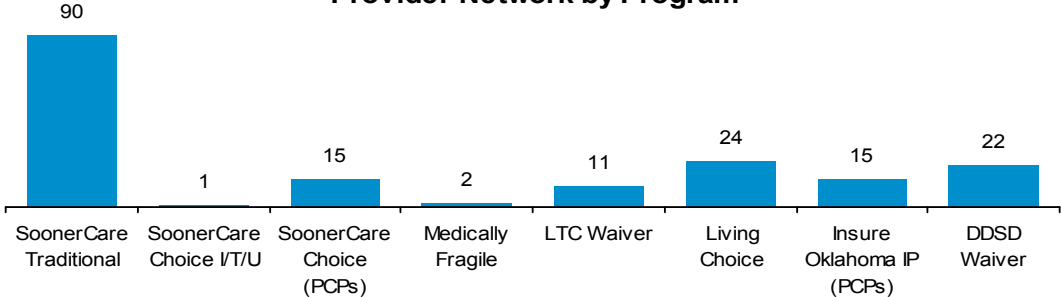


**Primary Care Provider (PCP) Capacities**

SoonerCare Program	Total Capacity	% of Capacity Used
SoonerCare Choice	6,475	40.40%
SoonerCare Choice I/T/U	2,500	5.44%
Insure Oklahoma IP	4,125	0.53%

Total Capacity represents the maximum number of members that PCPs request to have assigned within OHCA's limit. Panels on hold status are excluded from the capacity calculation.

**Provider Network by Program**



**Acronyms**

- DDSD - Developmental Disabilities Services Division
- DME - Durable Medical Equipment
- IP - Individual Plan
- I/T/U - Indian Health Service/Tribal/ Urban Indian
- LTC - Long-Term Care
- PCMH - Patient Centered Medical Home
- PCP - Primary Care Provider

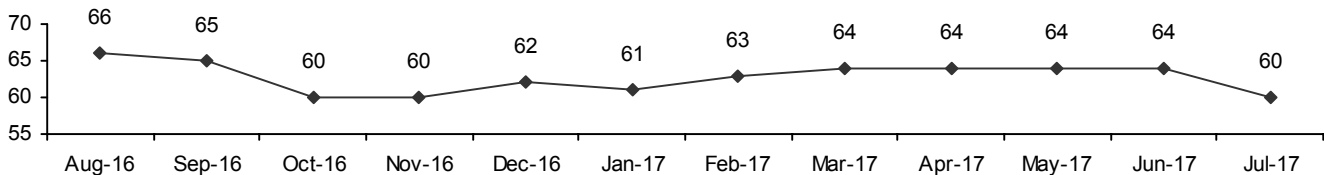
# Provider Fast Facts by County

July 2017

## Hughes County

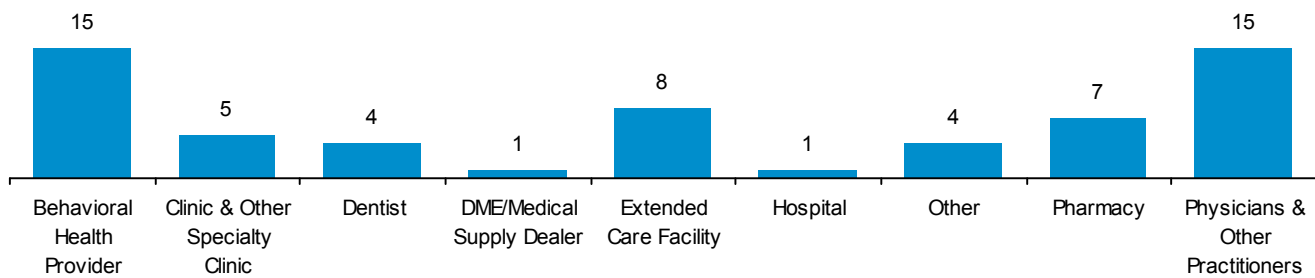
Provider Network is providers who are contracted to provide health care services by locations, programs, types, and specialties. Providers are being counted multiple times if they have multiple locations, programs, types, and/or specialties. The term "contracted" is defined as a provider that was enrolled with Oklahoma SoonerCare within the reporting period, it does not necessarily indicate participation.

**Provider Network Count**



0 Newly Enrolled Provider. The data is based on the new provider IDs added to the system during the reporting month. The effective date of the contract may or may not be in that month.

**Provider Network by Type**

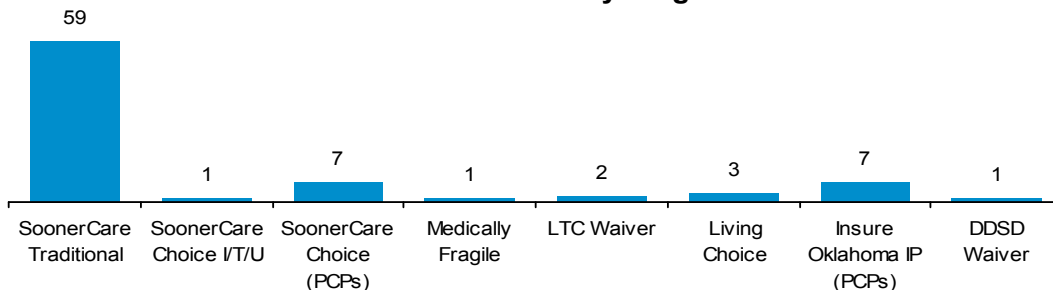


**Primary Care Provider (PCP) Capacities**

SoonerCare Program	Total Capacity	% of Capacity Used
SoonerCare Choice	5,450	26.46%
SoonerCare Choice I/T/U	2,500	0.12%
Insure Oklahoma IP	3,450	0.38%

Total Capacity represents the maximum number of members that PCPs request to have assigned within OHCA's limit. Panels on hold status are excluded from the capacity calculation.

**Provider Network by Program**



**Acronyms**

- DDSD - Developmental Disabilities Services Division
- DME - Durable Medical Equipment
- IP - Individual Plan
- I/T/U - Indian Health Service/Tribal/ Urban Indian
- LTC - Long-Term Care
- PCMH - Patient Centered Medical Home
- PCP - Primary Care Provider



# Provider Fast Facts by County

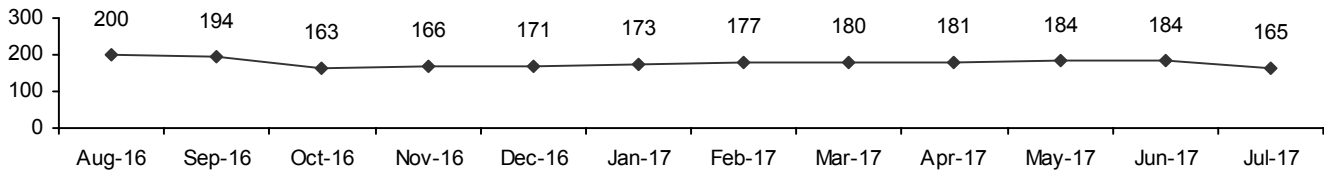
July 2017

## Jackson County



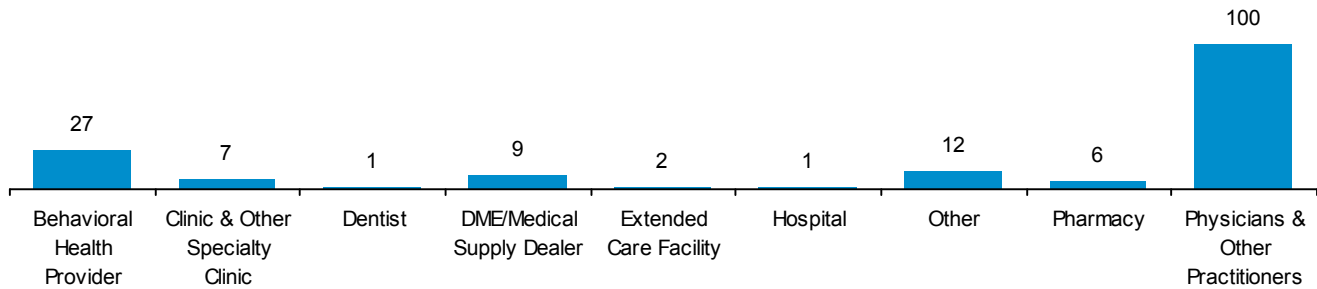
Provider Network is providers who are contracted to provide health care services by locations, programs, types, and specialties. Providers are being counted multiple times if they have multiple locations, programs, types, and/or specialties. The term "contracted" is defined as a provider that was enrolled with Oklahoma SoonerCare within the reporting period, it does not necessarily indicate participation.

**Provider Network Count**



1 Newly Enrolled Provider. The data is based on the new provider IDs added to the system during the reporting month. The effective date of the contract may or may not be in that month.

**Provider Network by Type**

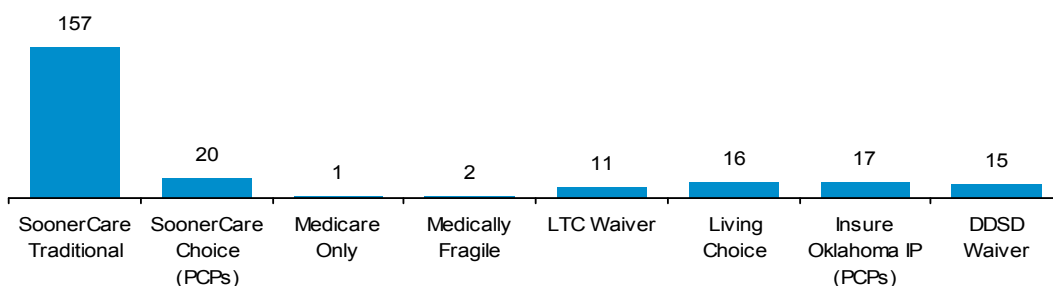


**Primary Care Provider (PCP) Capacities**

SoonerCare Program	Total Capacity	% of Capacity Used
SoonerCare Choice	4,930	76.98%
Insure Oklahoma IP	1,415	2.69%

Total Capacity represents the maximum number of members that PCPs request to have assigned within OHCA's limit. Panels on hold status are excluded from the capacity calculation.

**Provider Network by Program**



**Acronyms**

- DDSD - Developmental Disabilities Services Division
- DME - Durable Medical Equipment
- IP - Individual Plan
- I/T/U - Indian Health Service/Tribal/ Urban Indian
- LTC - Long-Term Care
- PCMH - Patient Centered Medical Home
- PCP - Primary Care Provider

# Provider Fast Facts by County

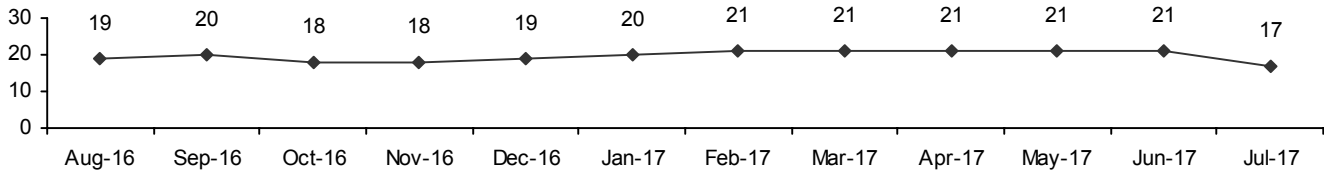
July 2017

## Jefferson County



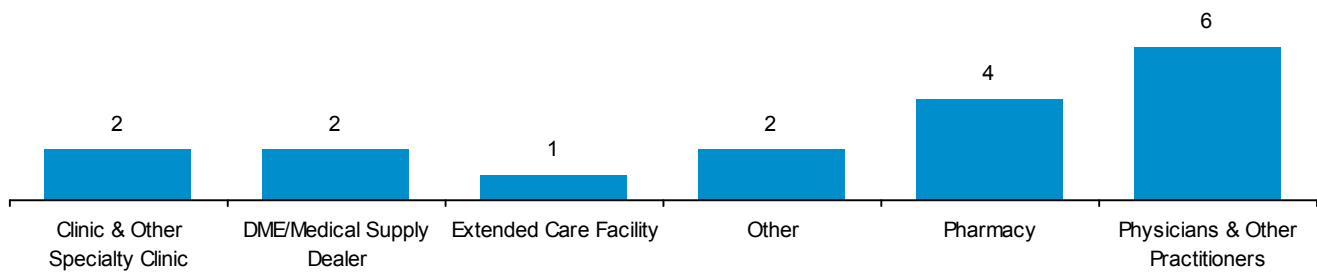
Provider Network is providers who are contracted to provide health care services by locations, programs, types, and specialties. Providers are being counted multiple times if they have multiple locations, programs, types, and/or specialties. The term "contracted" is defined as a provider that was enrolled with Oklahoma SoonerCare within the reporting period, it does not necessarily indicate participation.

**Provider Network Count**



0 Newly Enrolled Provider. The data is based on the new provider IDs added to the system during the reporting month. The effective date of the contract may or may not be in that month.

**Provider Network by Type**

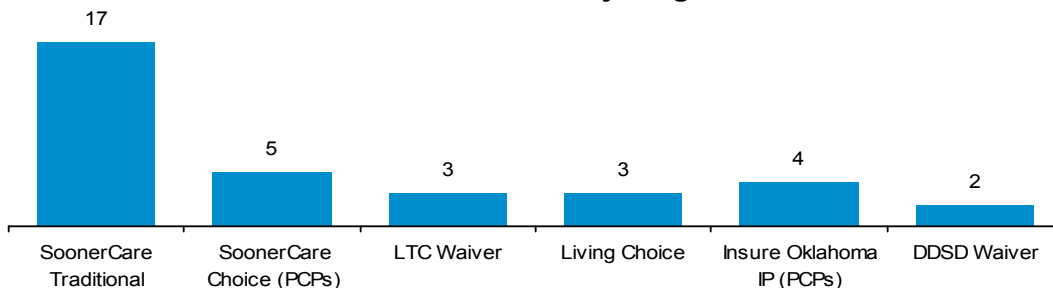


**Primary Care Provider (PCP) Capacities**

SoonerCare Program	Total Capacity	% of Capacity Used
SoonerCare Choice	2,310	18.92%
Insure Oklahoma IP	510	1.37%

Total Capacity represents the maximum number of members that PCPs request to have assigned within OHCA's limit. Panels on hold status are excluded from the capacity calculation.

**Provider Network by Program**



**Acronyms**

- DDSD - Developmental Disabilities Services Division
- DME - Durable Medical Equipment
- IP - Individual Plan
- I/T/U - Indian Health Service/Tribal/ Urban Indian
- LTC - Long-Term Care
- PCMH - Patient Centered Medical Home
- PCP - Primary Care Provider

# Provider Fast Facts by County

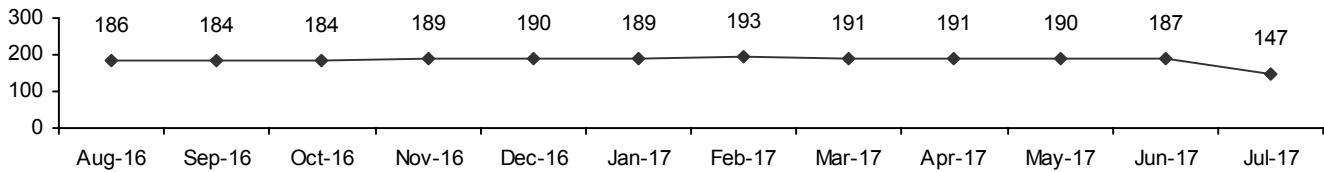
July 2017



## Johnston County

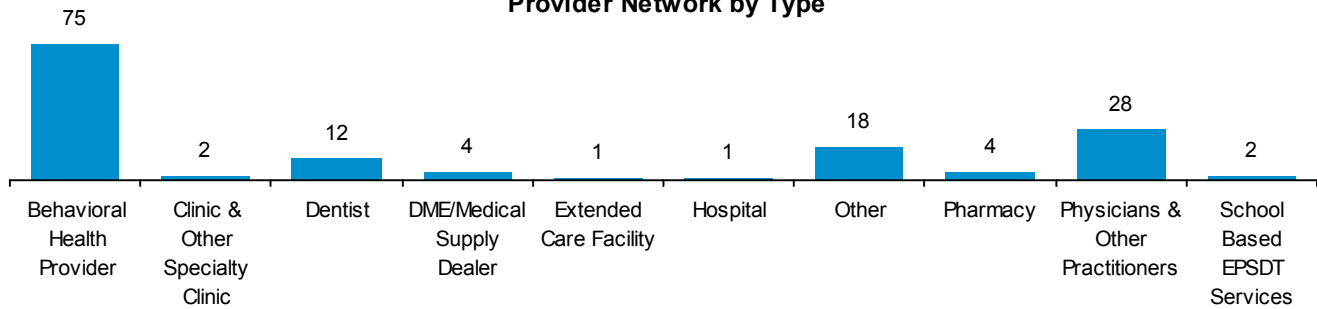
Provider Network is providers who are contracted to provide health care services by locations, programs, types, and specialties. Providers are being counted multiple times if they have multiple locations, programs, types, and/or specialties. The term "contracted" is defined as a provider that was enrolled with Oklahoma SoonerCare within the reporting period, it does not necessarily indicate participation.

**Provider Network Count**



3 Newly Enrolled Provider. The data is based on the new provider IDs added to the system during the reporting month. The effective date of the contract may or may not be in that month.

**Provider Network by Type**

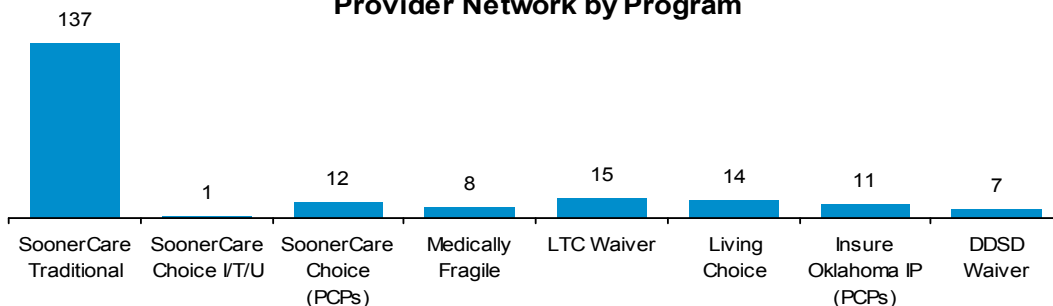


**Primary Care Provider (PCP) Capacities**

SoonerCare Program	Total Capacity	% of Capacity Used
SoonerCare Choice	5,925	27.29%
SoonerCare Choice I/T/U	500	14.60%
Insure Oklahoma IP	2,825	3.96%

Total Capacity represents the maximum number of members that PCPs request to have assigned within OHCA's limit. Panels on hold status are excluded from the capacity calculation.

**Provider Network by Program**



**Acronyms**

- DDSD - Developmental Disabilities Services Division
- DME - Durable Medical Equipment
- IP - Individual Plan
- I/T/U - Indian Health Service/Tribal/ Urban Indian
- LTC - Long-Term Care
- PCMH - Patient Centered Medical Home
- PCP - Primary Care Provider

# Provider Fast Facts by County

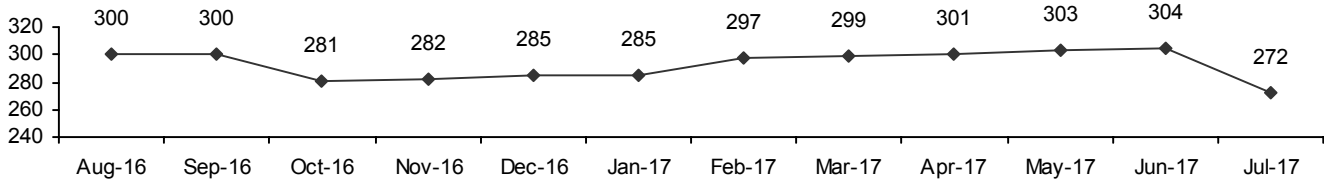
July 2017



## Kay County

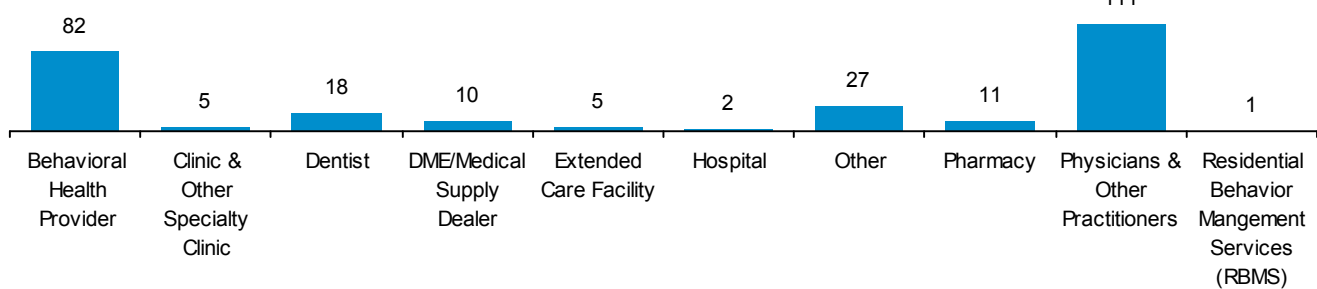
Provider Network is providers who are contracted to provide health care services by locations, programs, types, and specialties. Providers are being counted multiple times if they have multiple locations, programs, types, and/or specialties. The term "contracted" is defined as a provider that was enrolled with Oklahoma SoonerCare within the reporting period, it does not necessarily indicate participation.

**Provider Network Count**



1 Newly Enrolled Provider. The data is based on the new provider IDs added to the system during the reporting month. The effective date of the contract may or may not be in that month.

**Provider Network by Type**

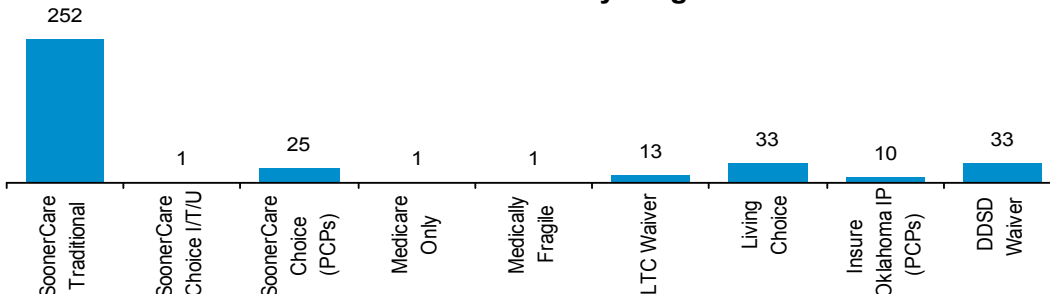


**Primary Care Provider (PCP) Capacities**

SoonerCare Program	Total Capacity	% of Capacity Used
SoonerCare Choice	14,000	56.16%
SoonerCare Choice I/T/U	100	54.00%
Insure Oklahoma IP	550	8.36%

Total Capacity represents the maximum number of members that PCPs request to have assigned within OHCA's limit. Panels on hold status are excluded from the capacity calculation.

**Provider Network by Program**



**Acronyms**

- DDSD - Developmental Disabilities Services Division
- DME - Durable Medical Equipment
- IP - Individual Plan
- I/T/U - Indian Health Service/Tribal/ Urban Indian
- LTC - Long-Term Care
- PCMH - Patient Centered Medical Home
- PCP - Primary Care Provider

# Provider Fast Facts by County

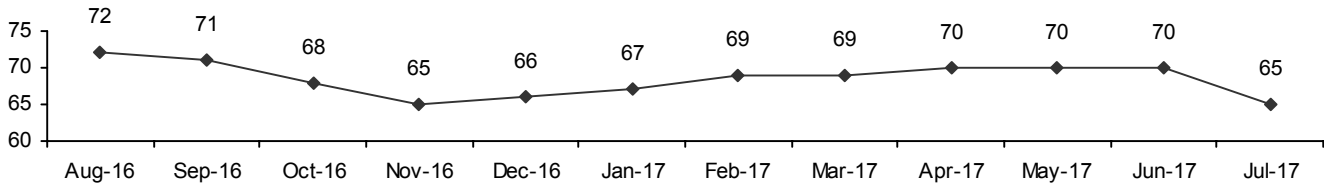
July 2017



## Kingfisher County

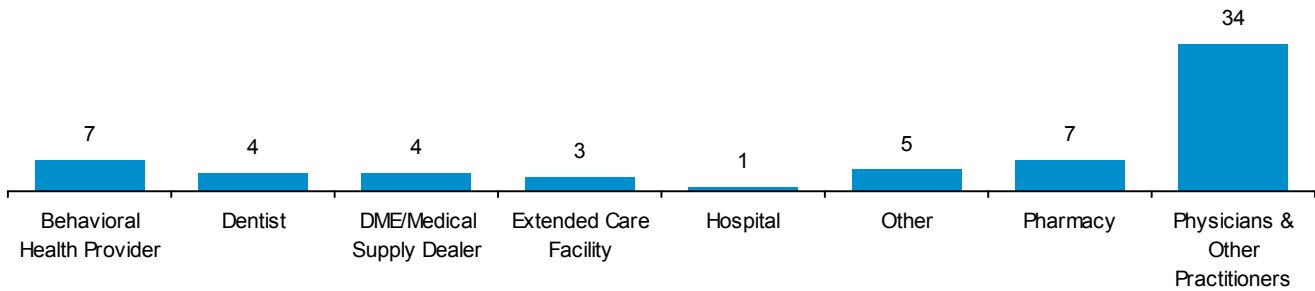
Provider Network is providers who are contracted to provide health care services by locations, programs, types, and specialties. Providers are being counted multiple times if they have multiple locations, programs, types, and/or specialties. The term "contracted" is defined as a provider that was enrolled with Oklahoma SoonerCare within the reporting period, it does not necessarily indicate participation.

**Provider Network Count**



1 Newly Enrolled Provider. The data is based on the new provider IDs added to the system during the reporting month. The effective date of the contract may or may not be in that month.

**Provider Network by Type**

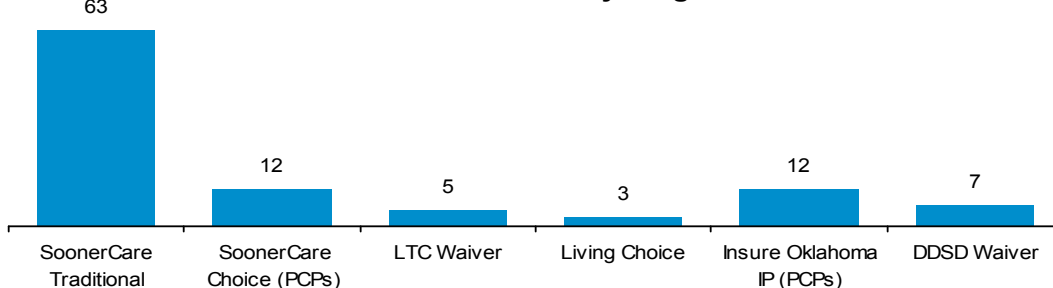


**Primary Care Provider (PCP) Capacities**

SoonerCare Program	Total Capacity	% of Capacity Used
SoonerCare Choice	6,850	33.81%
Insure Oklahoma IP	2,450	0.53%

Total Capacity represents the maximum number of members that PCPs request to have assigned within OHCA's limit. Panels on hold status are excluded from the capacity calculation.

**Provider Network by Program**



**Acronyms**

- DDSD - Developmental Disabilities Services Division
- DME - Durable Medical Equipment
- IP - Individual Plan
- I/T/U - Indian Health Service/Tribal/ Urban Indian
- LTC - Long-Term Care
- PCMH - Patient Centered Medical Home
- PCP - Primary Care Provider

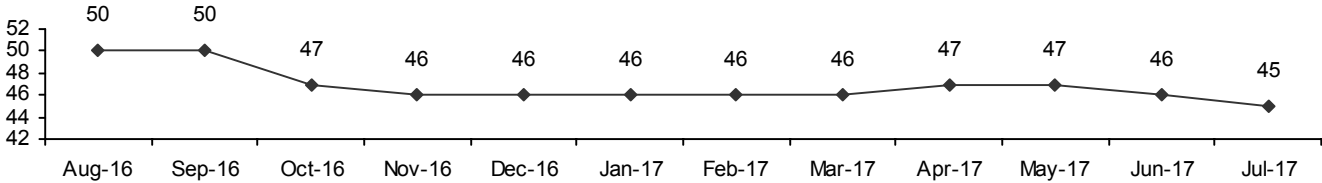
# Provider Fast Facts by County

July 2017

## Kiowa County

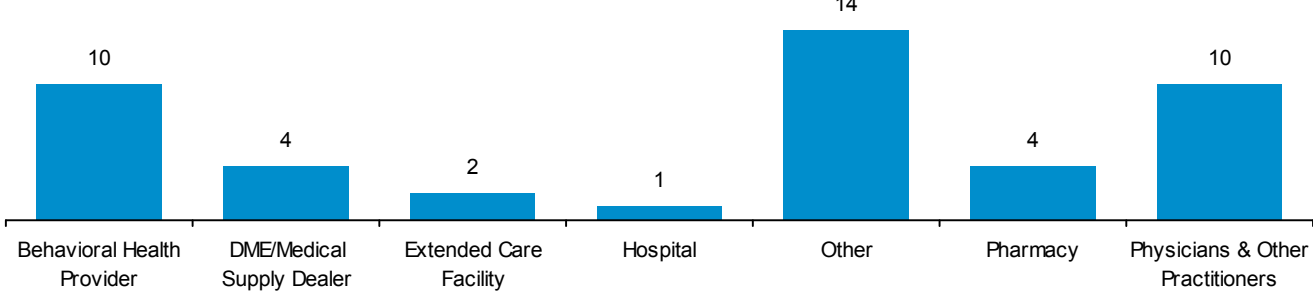
Provider Network is providers who are contracted to provide health care services by locations, programs, types, and specialties. Providers are being counted multiple times if they have multiple locations, programs, types, and/or specialties. The term "contracted" is defined as a provider that was enrolled with Oklahoma SoonerCare within the reporting period, it does not necessarily indicate participation.

**Provider Network Count**



1 Newly Enrolled Provider. The data is based on the new provider IDs added to the system during the reporting month. The effective date of the contract may or may not be in that month.

**Provider Network by Type**

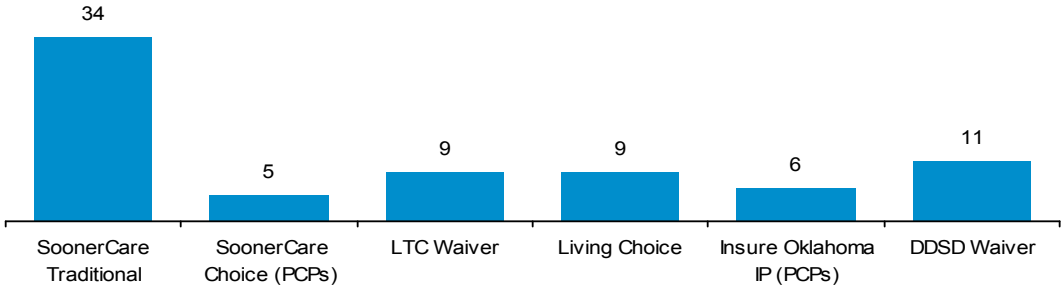


**Primary Care Provider (PCP) Capacities**

SoonerCare Program	Total Capacity	% of Capacity Used
SoonerCare Choice	1,750	63.94%
Insure Oklahoma IP	1,050	1.71%

Total Capacity represents the maximum number of members that PCPs request to have assigned within OHCA's limit. Panels on hold status are excluded from the capacity calculation.

**Provider Network by Program**



**Acronyms**

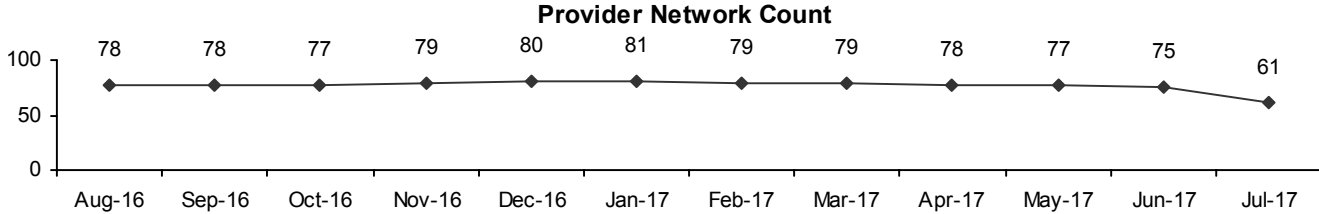
- DDSD - Developmental Disabilities Services Division
- DME - Durable Medical Equipment
- IP - Individual Plan
- I/T/U - Indian Health Service/Tribal/ Urban Indian
- LTC - Long-Term Care
- PCMH - Patient Centered Medical Home
- PCP - Primary Care Provider

# Provider Fast Facts by County

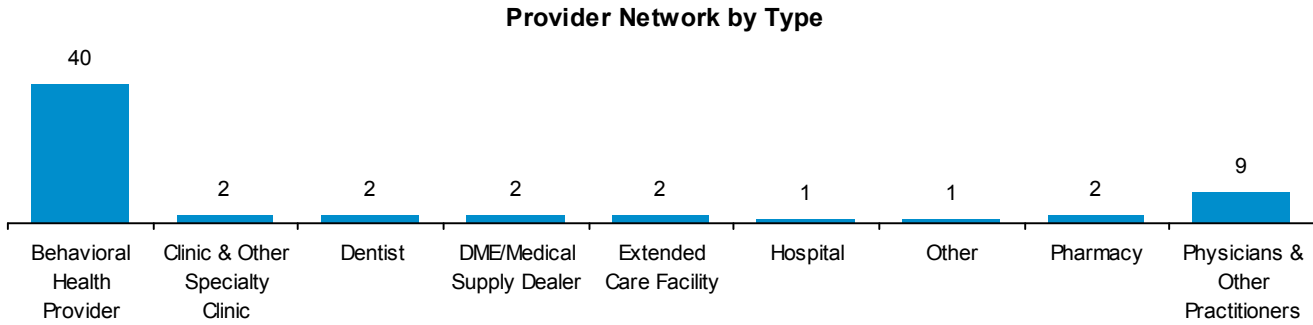
July 2017

## Latimer County

Provider Network is providers who are contracted to provide health care services by locations, programs, types, and specialties. Providers are being counted multiple times if they have multiple locations, programs, types, and/or specialties. The term "contracted" is defined as a provider that was enrolled with Oklahoma SoonerCare within the reporting period, it does not necessarily indicate participation.



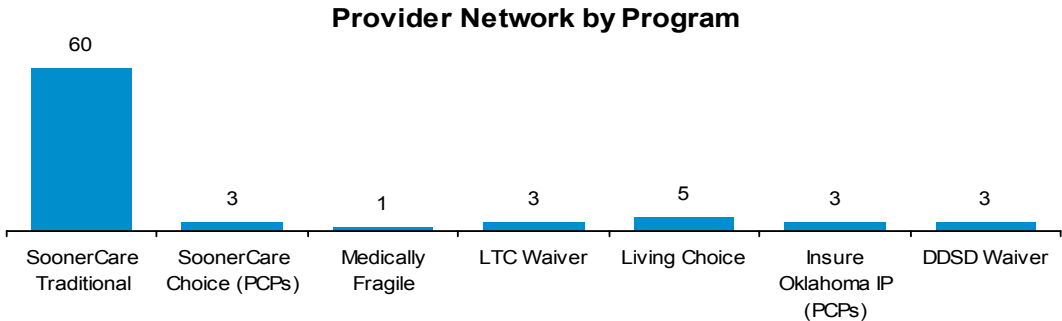
1 Newly Enrolled Provider. The data is based on the new provider IDs added to the system during the reporting month. The effective date of the contract may or may not be in that month.



### Primary Care Provider (PCP) Capacities

SoonerCare Program	Total Capacity	% of Capacity Used
SoonerCare Choice	6,450	14.16%
Insure Oklahoma IP	1,600	0.63%

Total Capacity represents the maximum number of members that PCPs request to have assigned within OHCA's limit. Panels on hold status are excluded from the capacity calculation.



### Acronyms

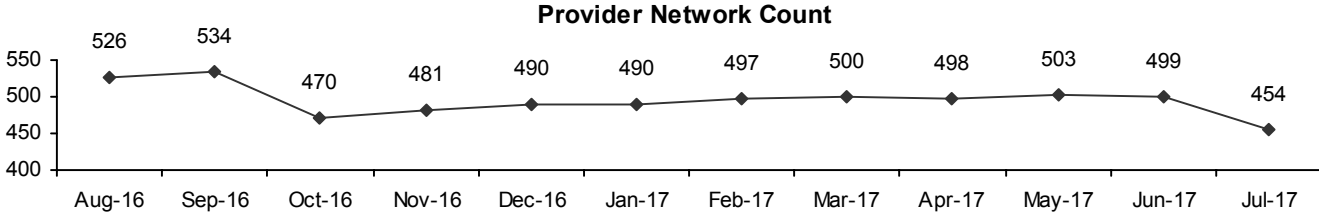
- DDSD - Developmental Disabilities Services Division
- DME - Durable Medical Equipment
- IP - Individual Plan
- I/T/U - Indian Health Service/Tribal/ Urban Indian
- LTC - Long-Term Care
- PCMH - Patient Centered Medical Home
- PCP - Primary Care Provider

# Provider Fast Facts by County

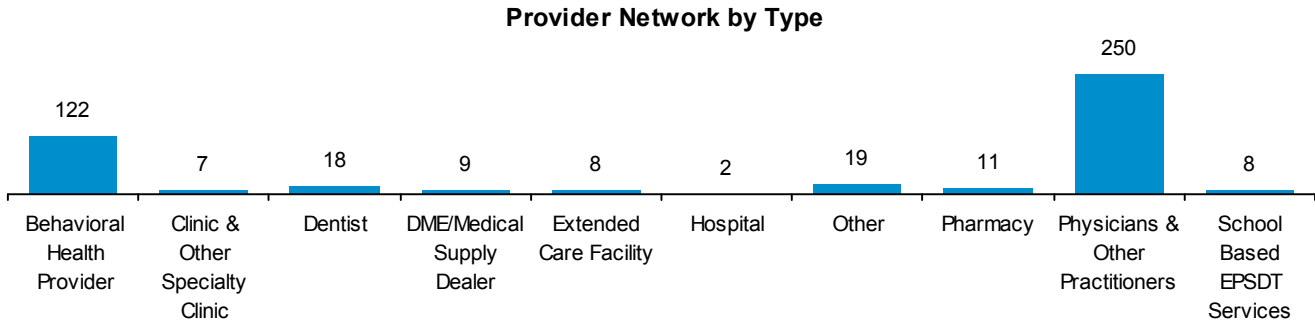
July 2017

## LeFlore County

Provider Network is providers who are contracted to provide health care services by locations, programs, types, and specialties. Providers are being counted multiple times if they have multiple locations, programs, types, and/or specialties. The term "contracted" is defined as a provider that was enrolled with Oklahoma SoonerCare within the reporting period, it does not necessarily indicate participation.



3 Newly Enrolled Provider. The data is based on the new provider IDs added to the system during the reporting month. The effective date of the contract may or may not be in that month.

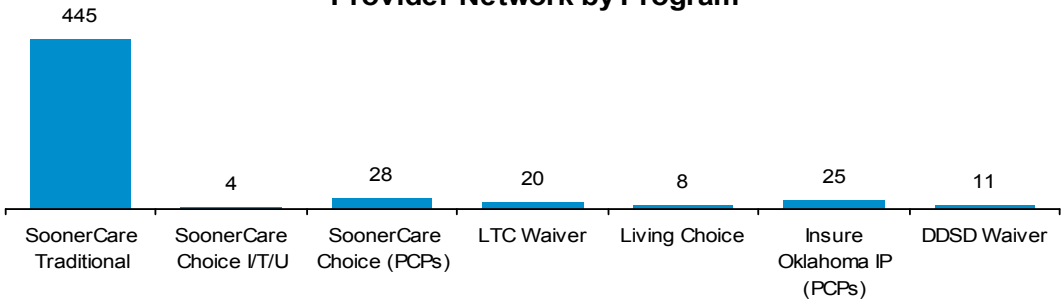


### Primary Care Provider (PCP) Capacities

SoonerCare Program	Total Capacity	% of Capacity Used
SoonerCare Choice	24,780	30.54%
SoonerCare Choice I/T/U	8,000	24.19%
Insure Oklahoma IP	8,370	0.60%

Total Capacity represents the maximum number of members that PCPs request to have assigned within OHCA's limit. Panels on hold status are excluded from the capacity calculation.

### Provider Network by Program



### Acronyms

- DDSD - Developmental Disabilities Services Division
- DME - Durable Medical Equipment
- IP - Individual Plan
- I/T/U - Indian Health Service/Tribal/ Urban Indian
- LTC - Long-Term Care
- PCMH - Patient Centered Medical Home
- PCP - Primary Care Provider



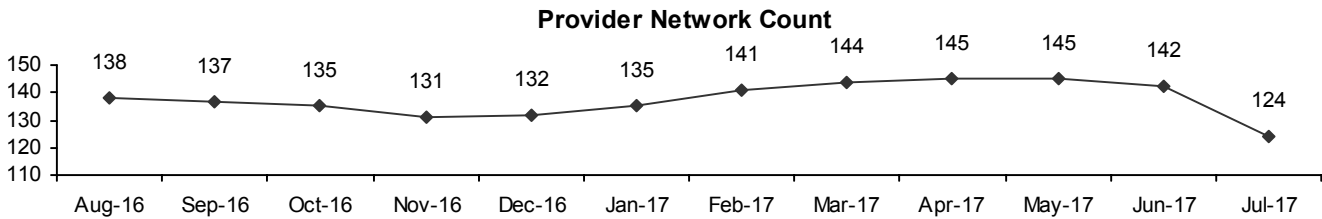
# Provider Fast Facts by County

July 2017

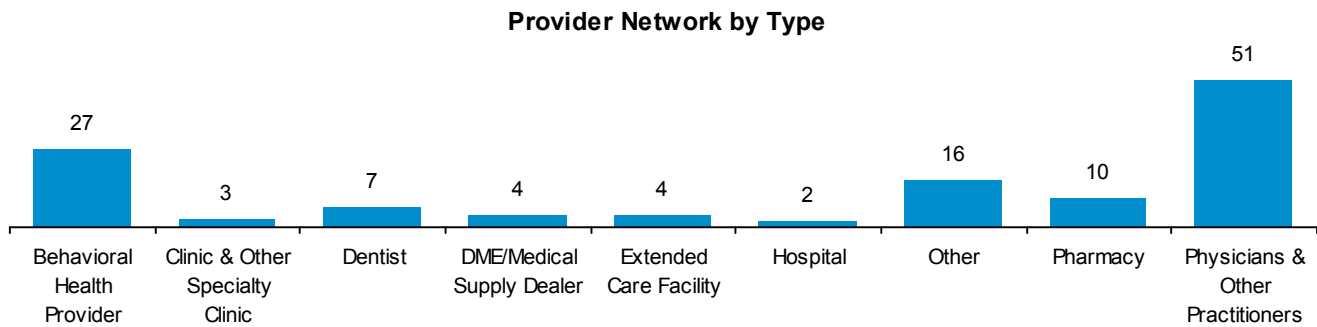


## Lincoln County

Provider Network is providers who are contracted to provide health care services by locations, programs, types, and specialties. Providers are being counted multiple times if they have multiple locations, programs, types, and/or specialties. The term "contracted" is defined as a provider that was enrolled with Oklahoma SoonerCare within the reporting period, it does not necessarily indicate participation.



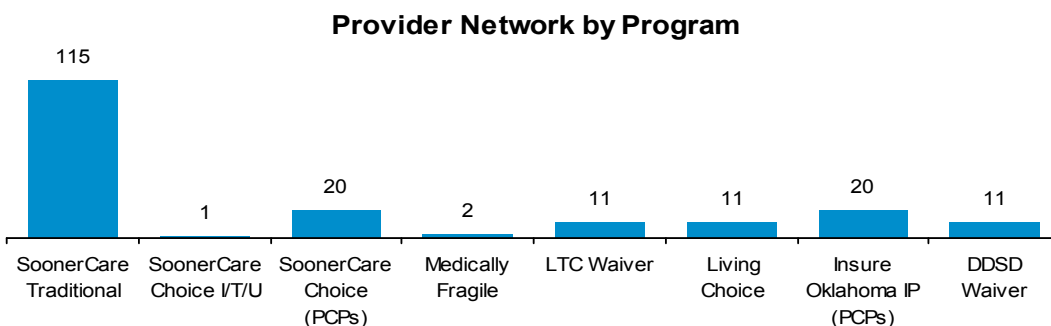
0 Newly Enrolled Provider. The data is based on the new provider IDs added to the system during the reporting month. The effective date of the contract may or may not be in that month.



### Primary Care Provider (PCP) Capacities

SoonerCare Program	Total Capacity	% of Capacity Used
SoonerCare Choice	9,800	20.88%
SoonerCare Choice I/T/U	99	40.40%
Insure Oklahoma IP	1,950	1.49%

Total Capacity represents the maximum number of members that PCPs request to have assigned within OHCA's limit. Panels on hold status are excluded from the capacity calculation.



### Acronyms

- DDSD - Developmental Disabilities Services Division
- DME - Durable Medical Equipment
- IP - Individual Plan
- I/T/U - Indian Health Service/Tribal/ Urban Indian
- LTC - Long-Term Care
- PCMH - Patient Centered Medical Home
- PCP - Primary Care Provider

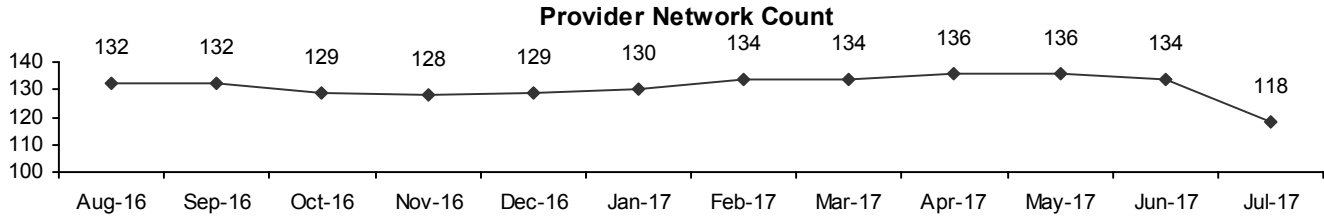
# Provider Fast Facts by County

July 2017

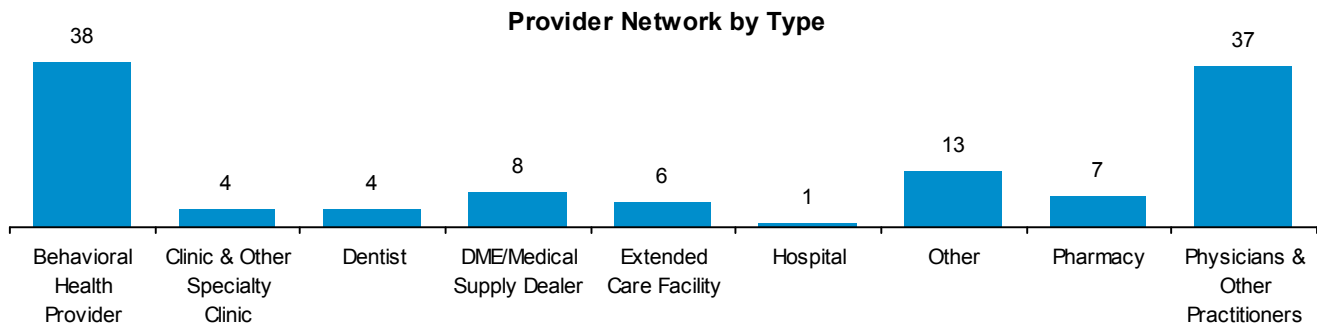


## Logan County

Provider Network is providers who are contracted to provide health care services by locations, programs, types, and specialties. Providers are being counted multiple times if they have multiple locations, programs, types, and/or specialties. The term "contracted" is defined as a provider that was enrolled with Oklahoma SoonerCare within the reporting period, it does not necessarily indicate participation.



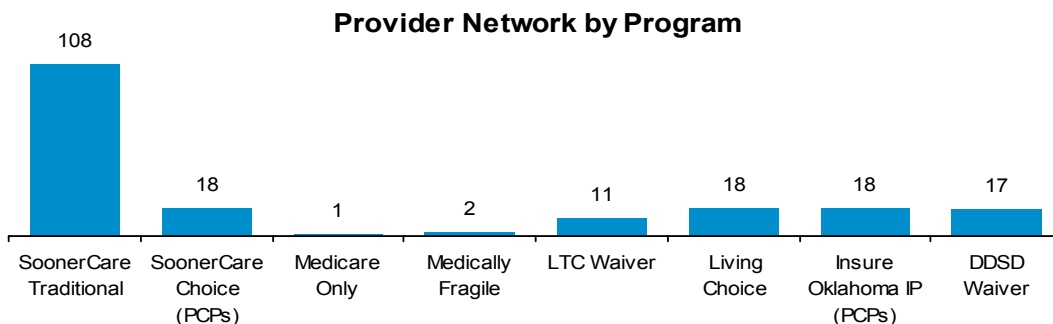
1 Newly Enrolled Provider. The data is based on the new provider IDs added to the system during the reporting month. The effective date of the contract may or may not be in that month.



### Primary Care Provider (PCP) Capacities

SoonerCare Program	Total Capacity	% of Capacity Used
SoonerCare Choice	9,325	35.10%
Insure Oklahoma IP	3,575	0.87%

Total Capacity represents the maximum number of members that PCPs request to have assigned within OHCA's limit. Panels on hold status are excluded from the capacity calculation.



### Acronyms

- DDSD - Developmental Disabilities Services Division
- DME - Durable Medical Equipment
- IP - Individual Plan
- I/T/U - Indian Health Service/Tribal/ Urban Indian
- LTC - Long-Term Care
- PCMH - Patient Centered Medical Home
- PCP - Primary Care Provider

# Provider Fast Facts by County

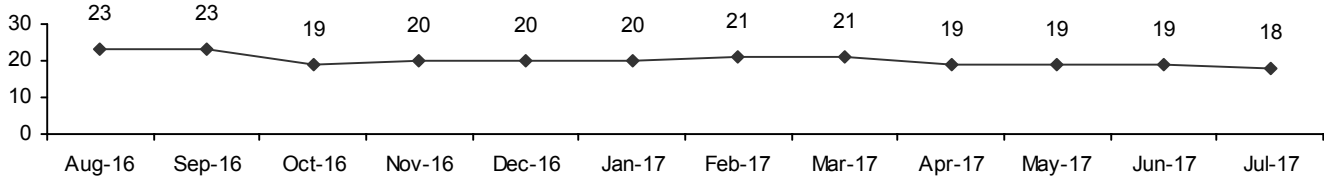
July 2017

## Love County



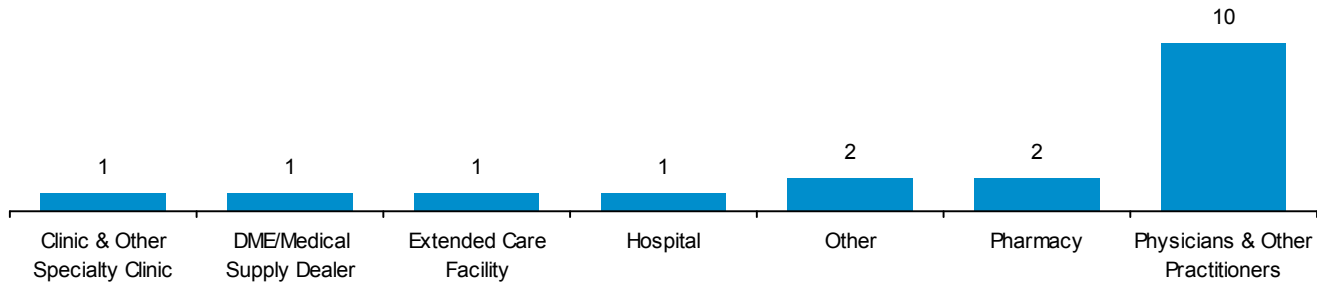
Provider Network is providers who are contracted to provide health care services by locations, programs, types, and specialties. Providers are being counted multiple times if they have multiple locations, programs, types, and/or specialties. The term "contracted" is defined as a provider that was enrolled with Oklahoma SoonerCare within the reporting period, it does not necessarily indicate participation.

**Provider Network Count**



0 Newly Enrolled Provider. The data is based on the new provider IDs added to the system during the reporting month. The effective date of the contract may or may not be in that month.

**Provider Network by Type**

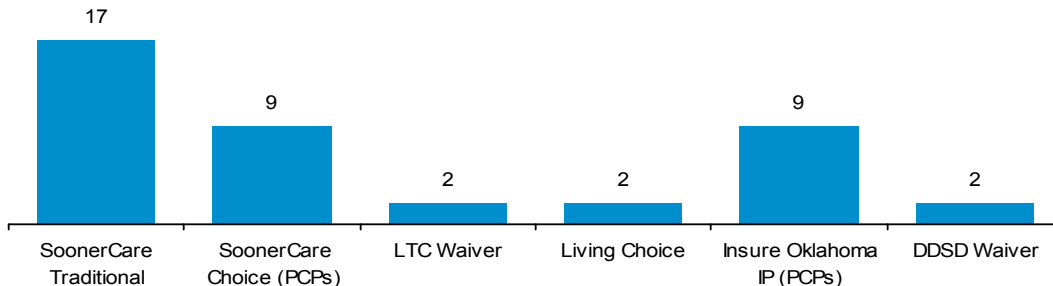


**Primary Care Provider (PCP) Capacities**

SoonerCare Program	Total Capacity	% of Capacity Used
SoonerCare Choice	12,700	6.13%
Insure Oklahoma IP	250	2.40%

Total Capacity represents the maximum number of members that PCPs request to have assigned within OHCA's limit. Panels on hold status are excluded from the capacity calculation.

**Provider Network by Program**



**Acronyms**

- DDSD - Developmental Disabilities Services Division
- DME - Durable Medical Equipment
- IP - Individual Plan
- I/T/U - Indian Health Service/Tribal/ Urban Indian
- LTC - Long-Term Care
- PCMH - Patient Centered Medical Home
- PCP - Primary Care Provider

# Provider Fast Facts by County


July 2017



## Major County

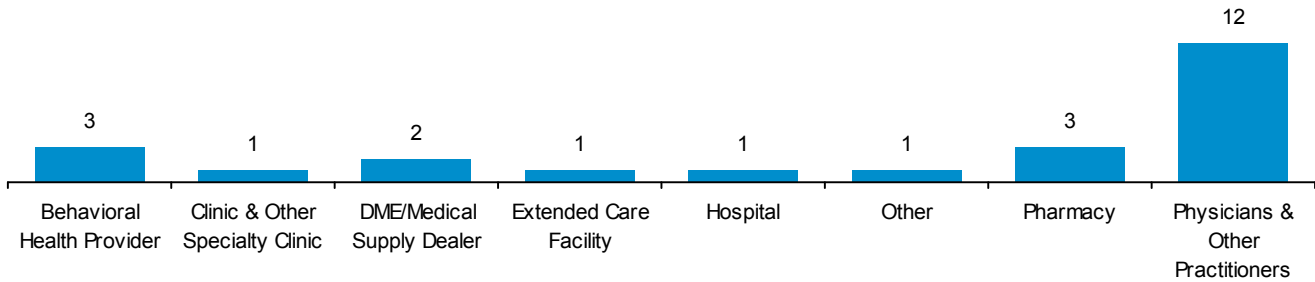
Provider Network is providers who are contracted to provide health care services by locations, programs, types, and specialties. Providers are being counted multiple times if they have multiple locations, programs, types, and/or specialties. The term "contracted" is defined as a provider that was enrolled with Oklahoma SoonerCare within the reporting period, it does not necessarily indicate participation.

**Provider Network Count**



0 Newly Enrolled Provider. The data is based on the new provider IDs added to the system during the reporting month. The effective date of the contract may or may not be in that month.

**Provider Network by Type**

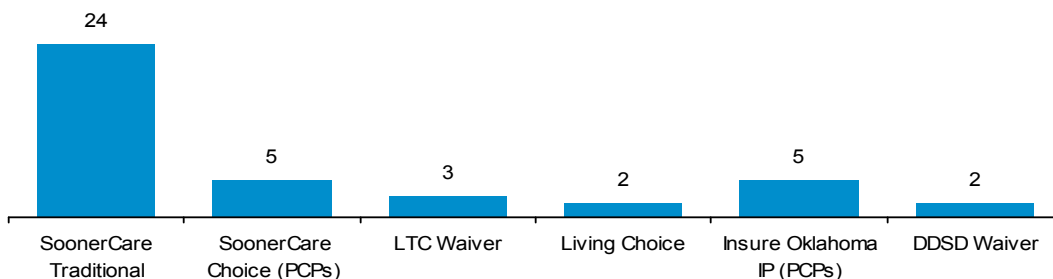


**Primary Care Provider (PCP) Capacities**

SoonerCare Program	Total Capacity	% of Capacity Used
SoonerCare Choice	600	91.33%
Insure Oklahoma IP	200	2.00%

Total Capacity represents the maximum number of members that PCPs request to have assigned within OHCA's limit. Panels on hold status are excluded from the capacity calculation.

**Provider Network by Program**



**Acronyms**

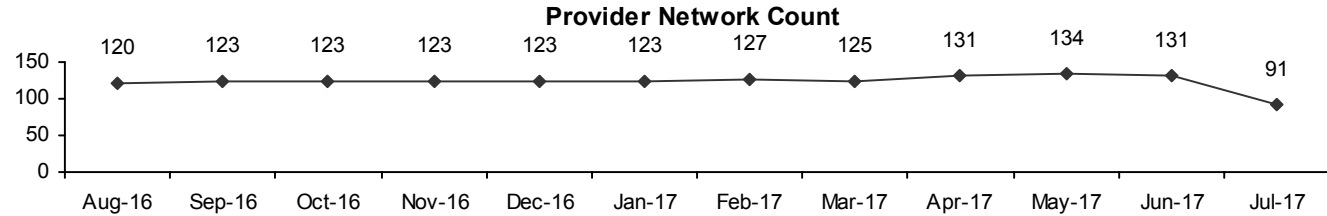
- DDSD - Developmental Disabilities Services Division
- DME - Durable Medical Equipment
- IP - Individual Plan
- I/T/U - Indian Health Service/Tribal/ Urban Indian
- LTC - Long-Term Care
- PCMH - Patient Centered Medical Home
- PCP - Primary Care Provider

# Provider Fast Facts by County

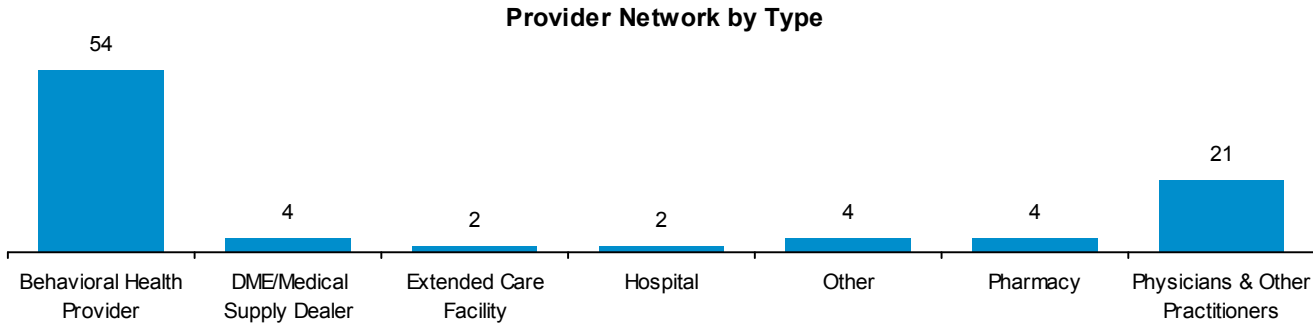
July 2017

## Marshall County

Provider Network is providers who are contracted to provide health care services by locations, programs, types, and specialties. Providers are being counted multiple times if they have multiple locations, programs, types, and/or specialties. The term "contracted" is defined as a provider that was enrolled with Oklahoma SoonerCare within the reporting period, it does not necessarily indicate participation.



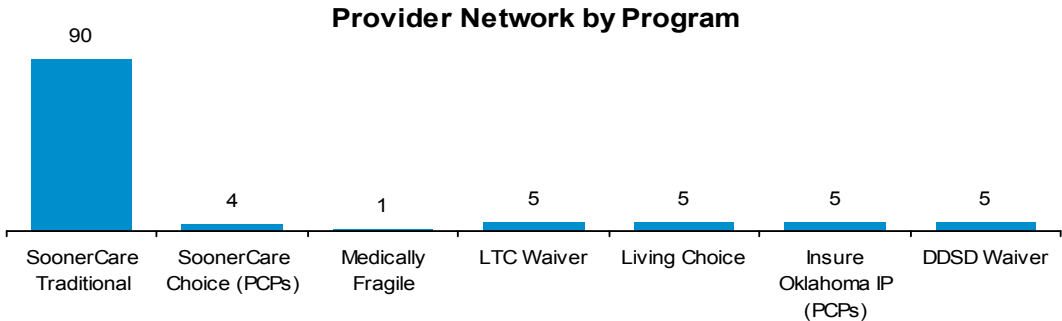
0 Newly Enrolled Provider. The data is based on the new provider IDs added to the system during the reporting month. The effective date of the contract may or may not be in that month.



### Primary Care Provider (PCP) Capacities

SoonerCare Program	Total Capacity	% of Capacity Used
SoonerCare Choice	6,100	23.34%
Insure Oklahoma IP	2,050	0.78%

Total Capacity represents the maximum number of members that PCPs request to have assigned within OHCA's limit. Panels on hold status are excluded from the capacity calculation.



### Acronyms

- DDSD - Developmental Disabilities Services Division
- DME - Durable Medical Equipment
- IP - Individual Plan
- I/T/U - Indian Health Service/Tribal/ Urban Indian
- LTC - Long-Term Care
- PCMH - Patient Centered Medical Home
- PCP - Primary Care Provider

# Provider Fast Facts by County

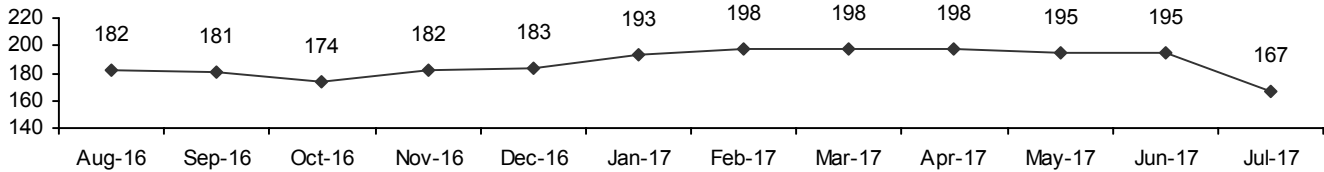
July 2017



## Mayes County

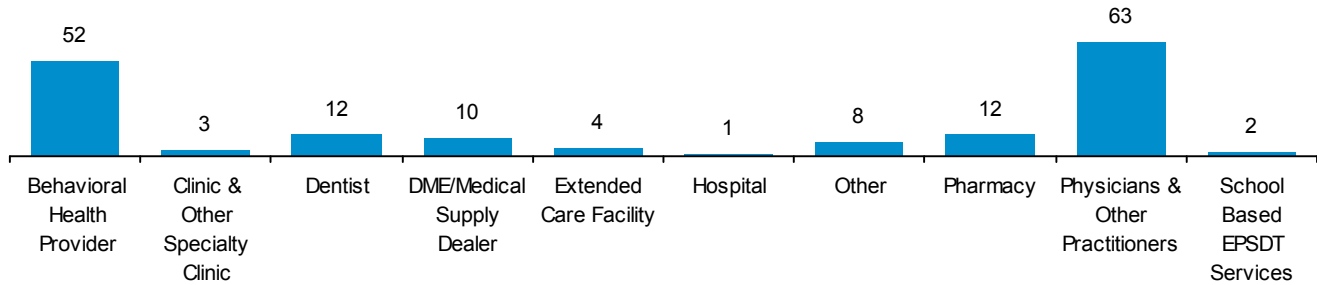
Provider Network is providers who are contracted to provide health care services by locations, programs, types, and specialties. Providers are being counted multiple times if they have multiple locations, programs, types, and/or specialties. The term "contracted" is defined as a provider that was enrolled with Oklahoma SoonerCare within the reporting period, it does not necessarily indicate participation.

**Provider Network Count**



0 Newly Enrolled Provider. The data is based on the new provider IDs added to the system during the reporting month. The effective date of the contract may or may not be in that month.

**Provider Network by Type**

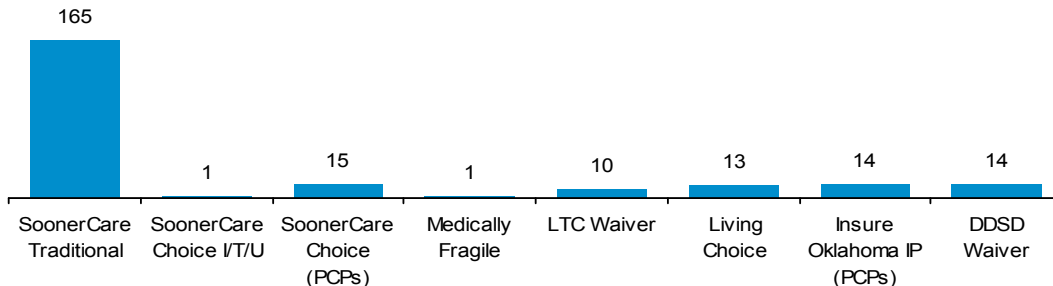


**Primary Care Provider (PCP) Capacities**

SoonerCare Program	Total Capacity	% of Capacity Used
SoonerCare Choice	7,300	62.63%
SoonerCare Choice I/T/U	2,500	9.24%
Insure Oklahoma IP	3,100	1.55%

Total Capacity represents the maximum number of members that PCPs request to have assigned within OHCA's limit. Panels on hold status are excluded from the capacity calculation.

**Provider Network by Program**



**Acronyms**

- DDSD - Developmental Disabilities Services Division
- DME - Durable Medical Equipment
- IP - Individual Plan
- I/T/U - Indian Health Service/Tribal/ Urban Indian
- LTC - Long-Term Care
- PCMH - Patient Centered Medical Home
- PCP - Primary Care Provider

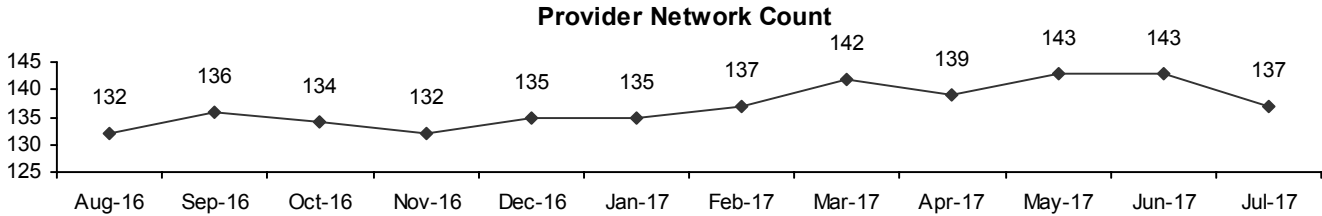
# Provider Fast Facts by County

July 2017

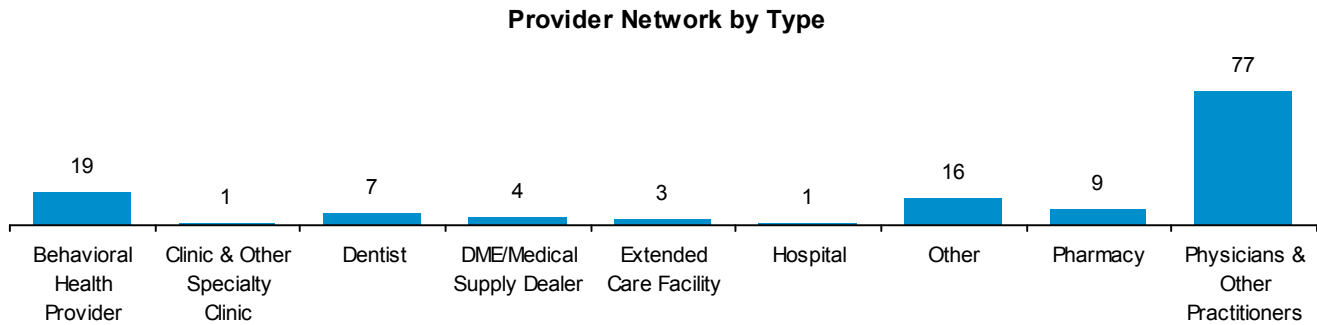


## McClain County

Provider Network is providers who are contracted to provide health care services by locations, programs, types, and specialties. Providers are being counted multiple times if they have multiple locations, programs, types, and/or specialties. The term "contracted" is defined as a provider that was enrolled with Oklahoma SoonerCare within the reporting period, it does not necessarily indicate participation.



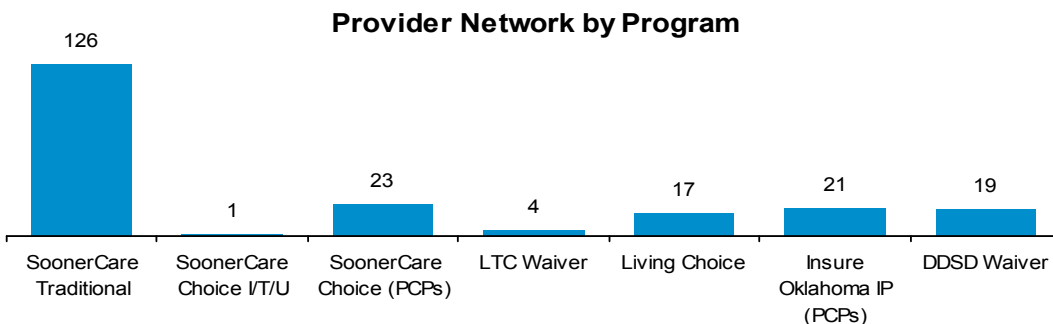
1 Newly Enrolled Provider. The data is based on the new provider IDs added to the system during the reporting month. The effective date of the contract may or may not be in that month.



### Primary Care Provider (PCP) Capacities

SoonerCare Program	Total Capacity	% of Capacity Used
SoonerCare Choice	5,970	63.12%
SoonerCare Choice I/T/U	500	7.60%
Insure Oklahoma IP	2,035	1.47%

Total Capacity represents the maximum number of members that PCPs request to have assigned within OHCA's limit. Panels on hold status are excluded from the capacity calculation.



### Acronyms

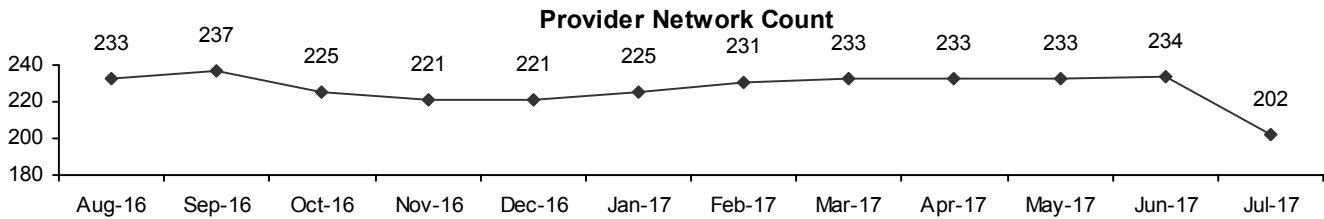
- DDSD - Developmental Disabilities Services Division
- DME - Durable Medical Equipment
- IP - Individual Plan
- I/T/U - Indian Health Service/Tribal/ Urban Indian
- LTC - Long-Term Care
- PCMH - Patient Centered Medical Home
- PCP - Primary Care Provider

# Provider Fast Facts by County

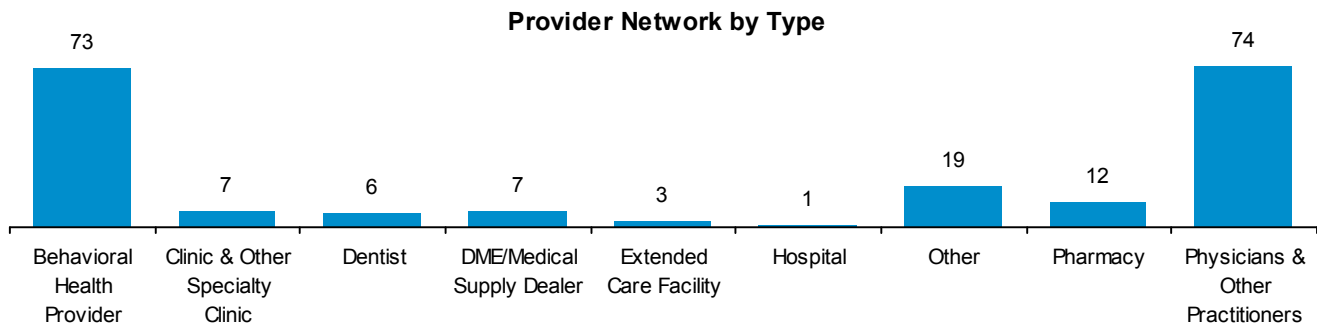
July 2017

## McCurtain County

Provider Network is providers who are contracted to provide health care services by locations, programs, types, and specialties. Providers are being counted multiple times if they have multiple locations, programs, types, and/or specialties. The term "contracted" is defined as a provider that was enrolled with Oklahoma SoonerCare within the reporting period, it does not necessarily indicate participation.



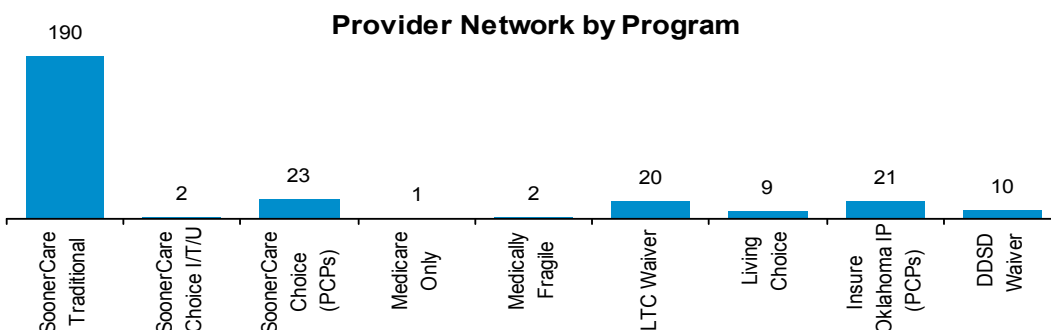
1 Newly Enrolled Provider. The data is based on the new provider IDs added to the system during the reporting month. The effective date of the contract may or may not be in that month.



### Primary Care Provider (PCP) Capacities

SoonerCare Program	Total Capacity	% of Capacity Used
SoonerCare Choice	18,469	34.64%
SoonerCare Choice I/T/U	3,750	6.99%
Insure Oklahoma IP	6,485	0.54%

Total Capacity represents the maximum number of members that PCPs request to have assigned within OHCA's limit. Panels on hold status are excluded from the capacity calculation.



### Acronyms

- DDSD - Developmental Disabilities Services Division
- DME - Durable Medical Equipment
- IP - Individual Plan
- I/T/U - Indian Health Service/Tribal/ Urban Indian
- LTC - Long-Term Care
- PCMH - Patient Centered Medical Home
- PCP - Primary Care Provider

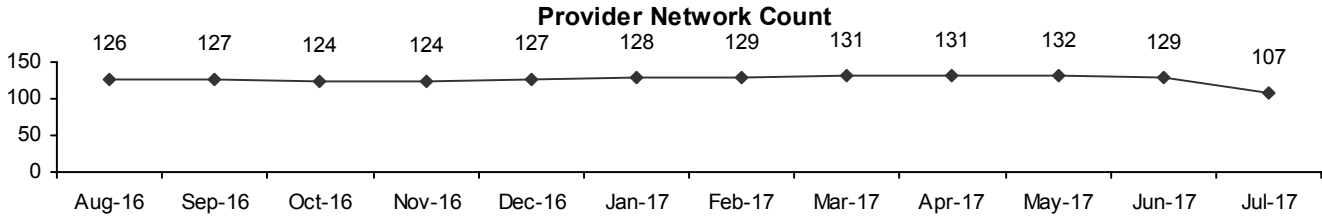


# Provider Fast Facts by County

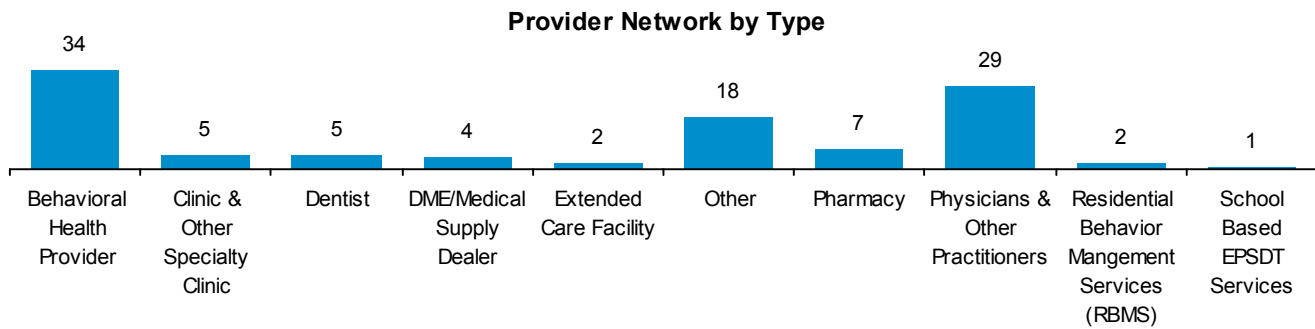
July 2017

## McIntosh County

Provider Network is providers who are contracted to provide health care services by locations, programs, types, and specialties. Providers are being counted multiple times if they have multiple locations, programs, types, and/or specialties. The term "contracted" is defined as a provider that was enrolled with Oklahoma SoonerCare within the reporting period, it does not necessarily indicate participation.



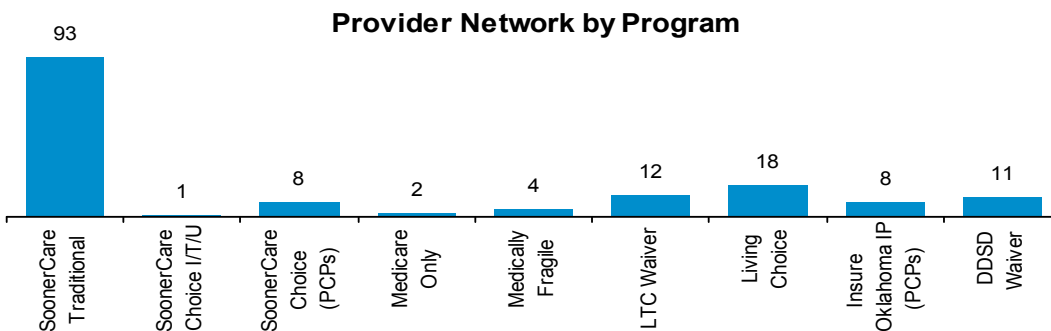
0 Newly Enrolled Provider. The data is based on the new provider IDs added to the system during the reporting month. The effective date of the contract may or may not be in that month.



### Primary Care Provider (PCP) Capacities

SoonerCare Program	Total Capacity	% of Capacity Used
SoonerCare Choice	3,700	40.51%
SoonerCare Choice I/T/U	800	12.75%
Insure Oklahoma IP	4,400	0.77%

Total Capacity represents the maximum number of members that PCPs request to have assigned within OHCA's limit. Panels on hold status are excluded from the capacity calculation.



### Acronyms

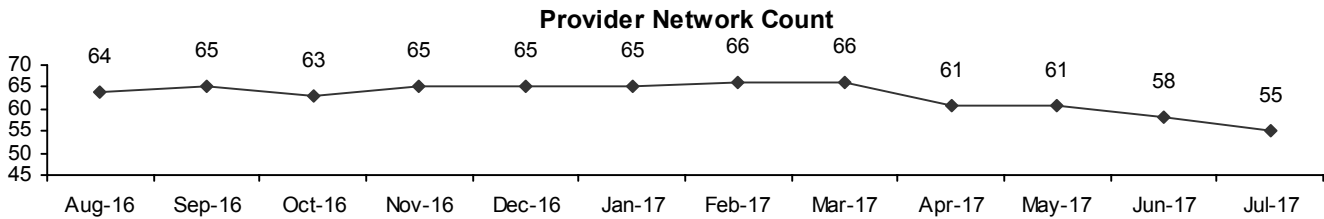
- DDSD - Developmental Disabilities Services Division
- DME - Durable Medical Equipment
- IP - Individual Plan
- I/T/U - Indian Health Service/Tribal/ Urban Indian
- LTC - Long-Term Care
- PCMH - Patient Centered Medical Home
- PCP - Primary Care Provider

# Provider Fast Facts by County

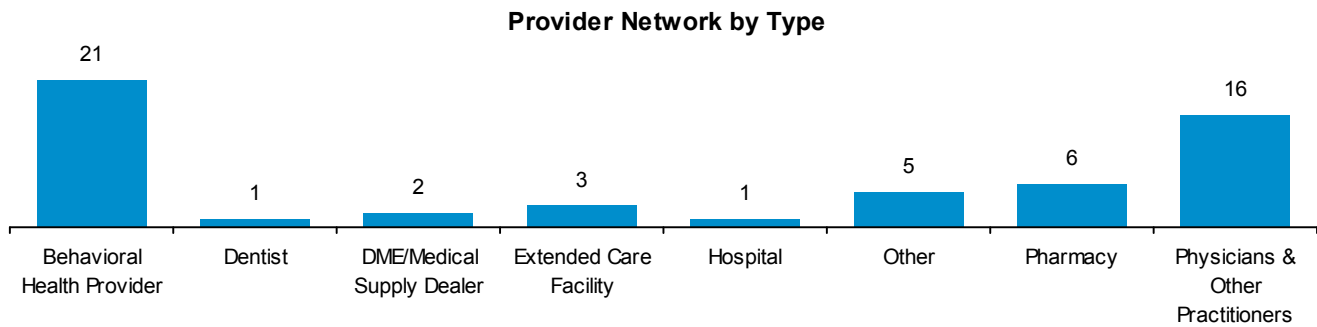
July 2017

## Murray County

Provider Network is providers who are contracted to provide health care services by locations, programs, types, and specialties. Providers are being counted multiple times if they have multiple locations, programs, types, and/or specialties. The term "contracted" is defined as a provider that was enrolled with Oklahoma SoonerCare within the reporting period, it does not necessarily indicate participation.



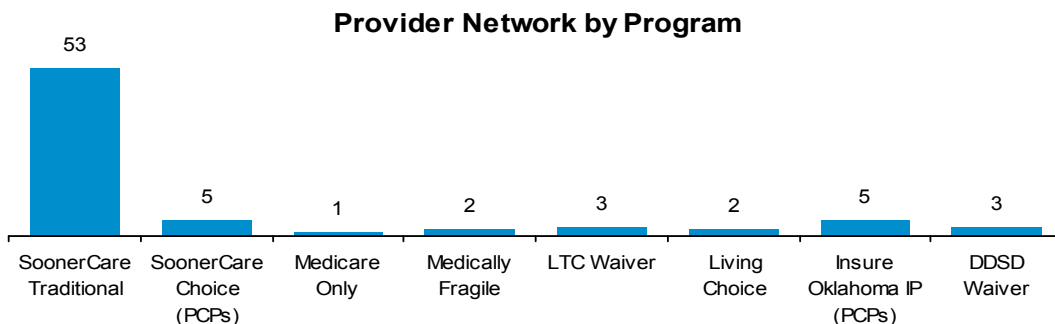
0 Newly Enrolled Provider. The data is based on the new provider IDs added to the system during the reporting month. The effective date of the contract may or may not be in that month.



### Primary Care Provider (PCP) Capacities

SoonerCare Program	Total Capacity	% of Capacity Used
SoonerCare Choice	5,775	16.35%
Insure Oklahoma IP	2,425	0.45%

Total Capacity represents the maximum number of members that PCPs request to have assigned within OHCA's limit. Panels on hold status are excluded from the capacity calculation.



### Acronyms

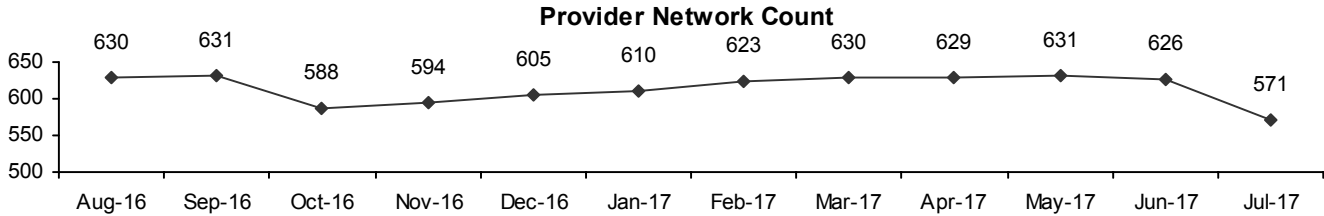
- DDSD - Developmental Disabilities Services Division
- DME - Durable Medical Equipment
- IP - Individual Plan
- I/T/U - Indian Health Service/Tribal/ Urban Indian
- LTC - Long-Term Care
- PCMH - Patient Centered Medical Home
- PCP - Primary Care Provider

# Provider Fast Facts by County

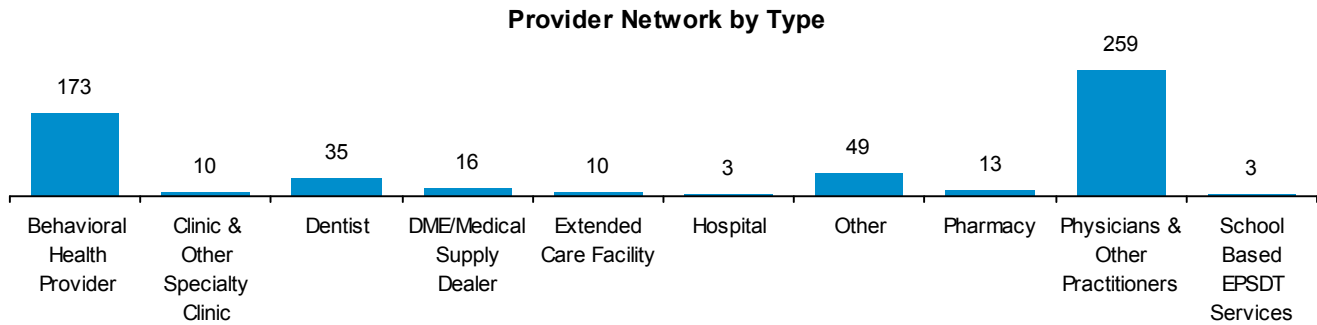
July 2017

## Muskogee County

Provider Network is providers who are contracted to provide health care services by locations, programs, types, and specialties. Providers are being counted multiple times if they have multiple locations, programs, types, and/or specialties. The term "contracted" is defined as a provider that was enrolled with Oklahoma SoonerCare within the reporting period, it does not necessarily indicate participation.



2 Newly Enrolled Provider. The data is based on the new provider IDs added to the system during the reporting month. The effective date of the contract may or may not be in that month.

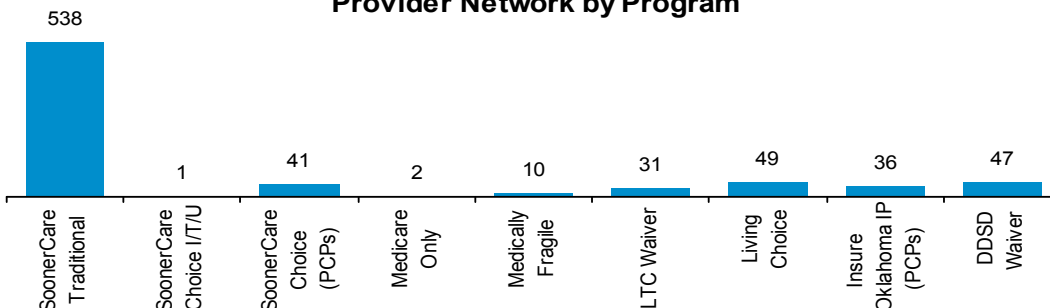


### Primary Care Provider (PCP) Capacities

SoonerCare Program	Total Capacity	% of Capacity Used
SoonerCare Choice	30,879	38.53%
SoonerCare Choice I/T/U	2,500	30.64%
Insure Oklahoma IP	8,211	0.60%

Total Capacity represents the maximum number of members that PCPs request to have assigned within OHCA's limit. Panels on hold status are excluded from the capacity calculation.

### Provider Network by Program



#### Acronyms

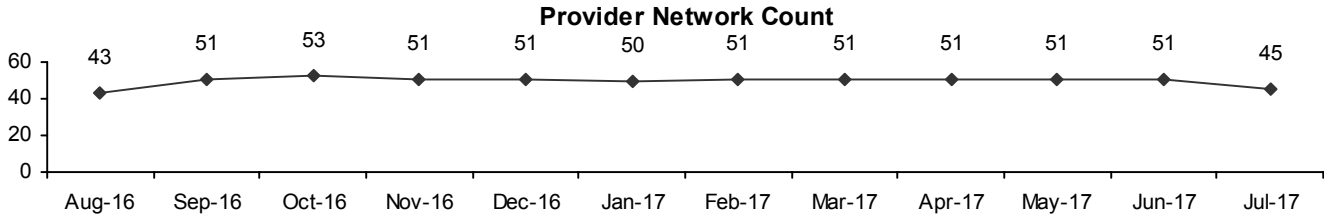
- DDSD - Developmental Disabilities Services Division
- DME - Durable Medical Equipment
- IP - Individual Plan
- I/T/U - Indian Health Service/Tribal/ Urban Indian
- LTC - Long-Term Care
- PCMH - Patient Centered Medical Home
- PCP - Primary Care Provider

# Provider Fast Facts by County

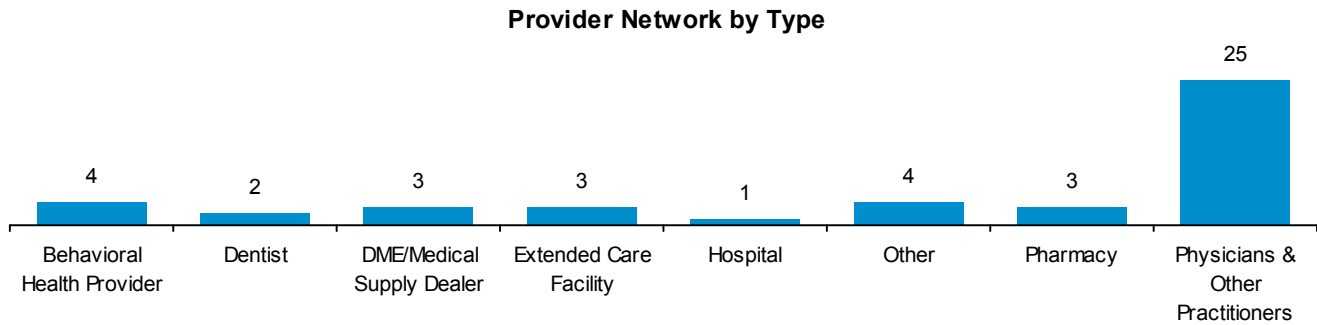
July 2017

## Noble County

Provider Network is providers who are contracted to provide health care services by locations, programs, types, and specialties. Providers are being counted multiple times if they have multiple locations, programs, types, and/or specialties. The term "contracted" is defined as a provider that was enrolled with Oklahoma SoonerCare within the reporting period, it does not necessarily indicate participation.



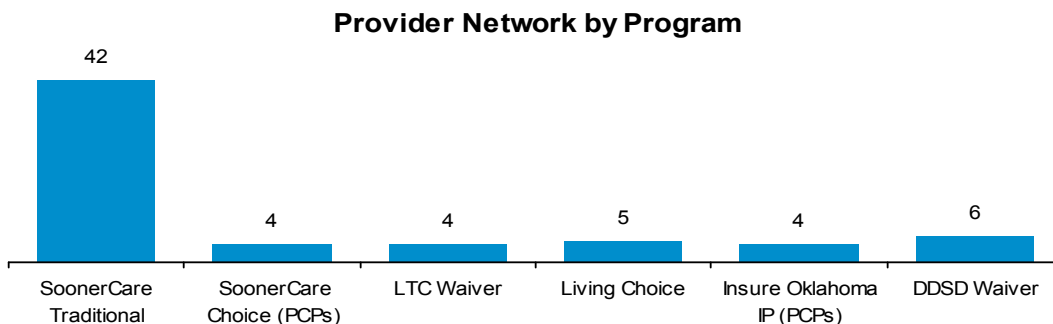
0 Newly Enrolled Provider. The data is based on the new provider IDs added to the system during the reporting month. The effective date of the contract may or may not be in that month.



### Primary Care Provider (PCP) Capacities

SoonerCare Program	Total Capacity	% of Capacity Used
SoonerCare Choice	1,100	61.45%
Insure Oklahoma IP	500	0.80%

Total Capacity represents the maximum number of members that PCPs request to have assigned within OHCA's limit. Panels on hold status are excluded from the capacity calculation.



### Acronyms

- DDSD - Developmental Disabilities Services Division
- DME - Durable Medical Equipment
- IP - Individual Plan
- I/T/U - Indian Health Service/Tribal/ Urban Indian
- LTC - Long-Term Care
- PCMH - Patient Centered Medical Home
- PCP - Primary Care Provider

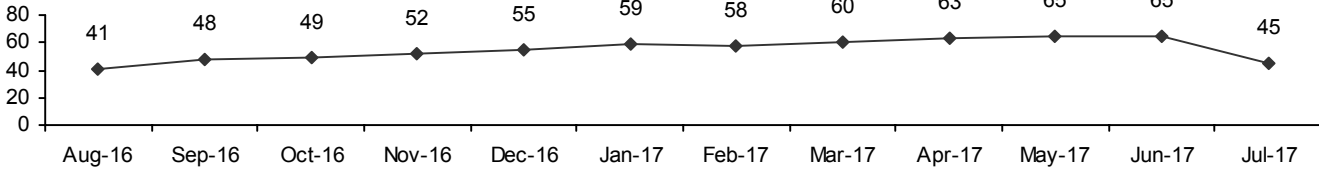
# Provider Fast Facts by County

July 2017

## Nowata County

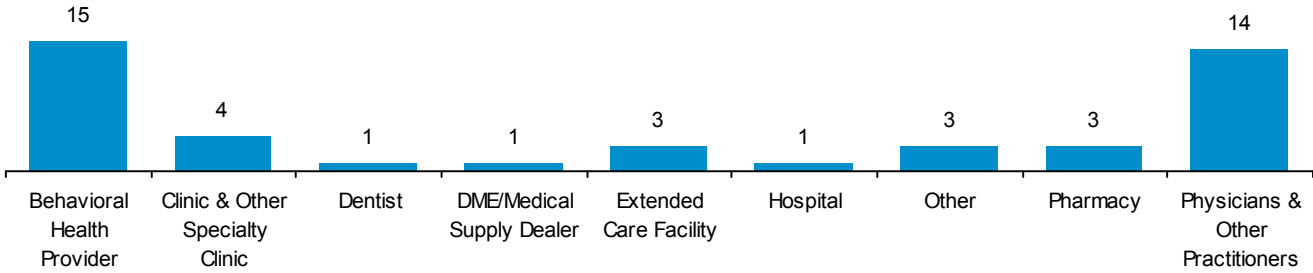
Provider Network is providers who are contracted to provide health care services by locations, programs, types, and specialties. Providers are being counted multiple times if they have multiple locations, programs, types, and/or specialties. The term "contracted" is defined as a provider that was enrolled with Oklahoma SoonerCare within the reporting period, it does not necessarily indicate participation.

**Provider Network Count**



0 Newly Enrolled Provider. The data is based on the new provider IDs added to the system during the reporting month. The effective date of the contract may or may not be in that month.

**Provider Network by Type**

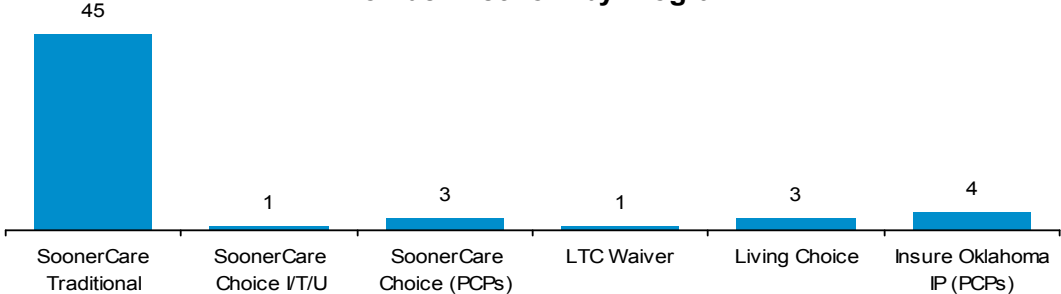


**Primary Care Provider (PCP) Capacities**

SoonerCare Program	Total Capacity	% of Capacity Used
SoonerCare Choice	5,000	17.08%
SoonerCare Choice I/T/U	2,500	2.68%
Insure Oklahoma IP	6,150	0.21%

Total Capacity represents the maximum number of members that PCPs request to have assigned within OHCA's limit. Panels on hold status are excluded from the capacity calculation.

**Provider Network by Program**



**Acronyms**

- DDSD - Developmental Disabilities Services Division
- DME - Durable Medical Equipment
- IP - Individual Plan
- I/T/U - Indian Health Service/Tribal/ Urban Indian
- LTC - Long-Term Care
- PCMH - Patient Centered Medical Home
- PCP - Primary Care Provider

# Provider Fast Facts by County

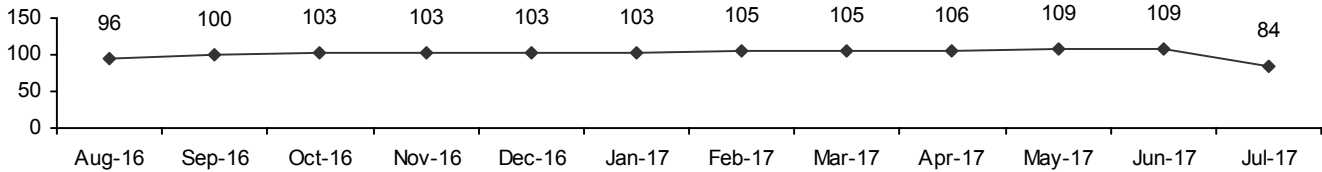
July 2017



## Okfuskee County

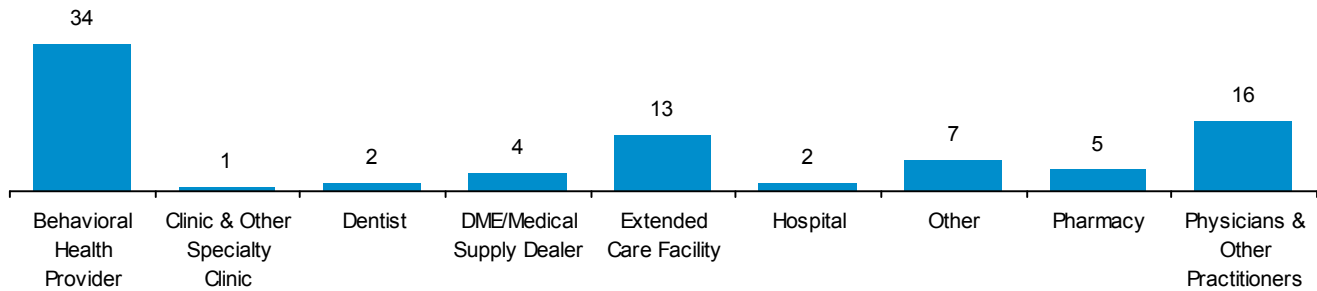
Provider Network is providers who are contracted to provide health care services by locations, programs, types, and specialties. Providers are being counted multiple times if they have multiple locations, programs, types, and/or specialties. The term "contracted" is defined as a provider that was enrolled with Oklahoma SoonerCare within the reporting period, it does not necessarily indicate participation.

**Provider Network Count**



0 Newly Enrolled Provider. The data is based on the new provider IDs added to the system during the reporting month. The effective date of the contract may or may not be in that month.

**Provider Network by Type**

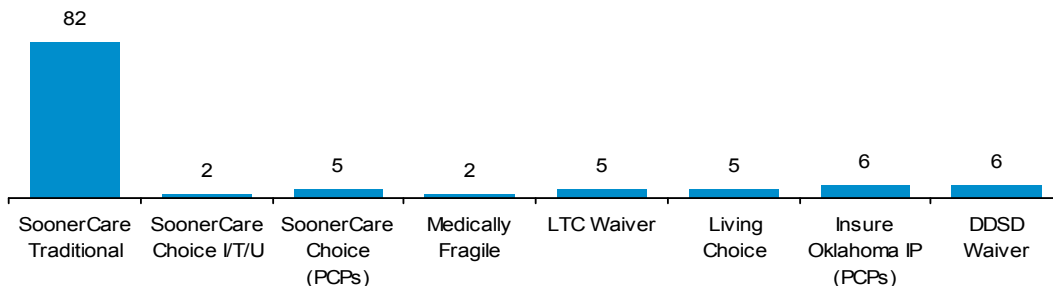


**Primary Care Provider (PCP) Capacities**

SoonerCare Program	Total Capacity	% of Capacity Used
SoonerCare Choice	1,350	63.48%
SoonerCare Choice I/T/U	3,900	3.38%
Insure Oklahoma IP	6,000	0.03%

Total Capacity represents the maximum number of members that PCPs request to have assigned within OHCA's limit. Panels on hold status are excluded from the capacity calculation.

**Provider Network by Program**



**Acronyms**

- DDSD - Developmental Disabilities Services Division
- DME - Durable Medical Equipment
- IP - Individual Plan
- I/T/U - Indian Health Service/Tribal/ Urban Indian
- LTC - Long-Term Care
- PCMH - Patient Centered Medical Home
- PCP - Primary Care Provider

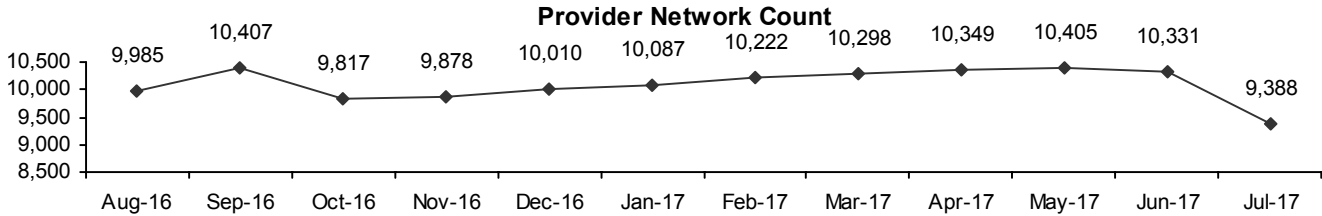
# Provider Fast Facts by County

July 2017

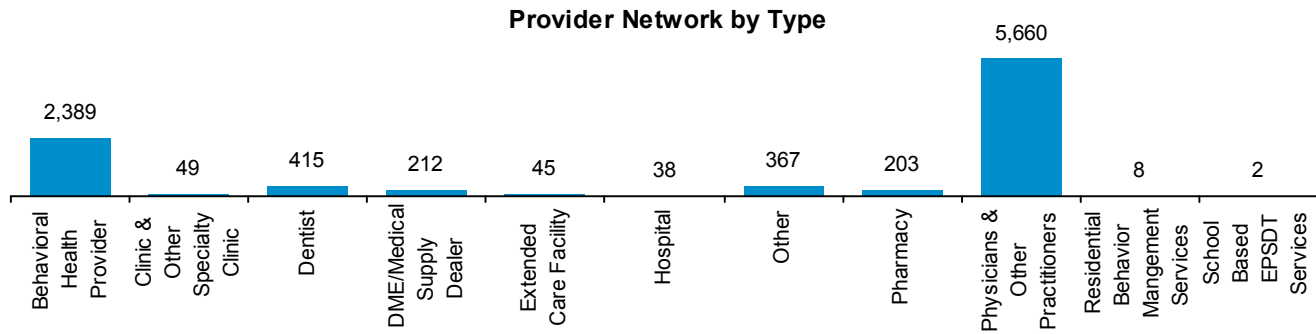


## Oklahoma County

Provider Network is providers who are contracted to provide health care services by locations, programs, types, and specialties. Providers are being counted multiple times if they have multiple locations, programs, types, and/or specialties. The term "contracted" is defined as a provider that was enrolled with Oklahoma SoonerCare within the reporting period, it does not necessarily indicate participation.



78 Newly Enrolled Provider. The data is based on the new provider IDs added to the system during the reporting month. The effective date of the contract may or may not be in that month.

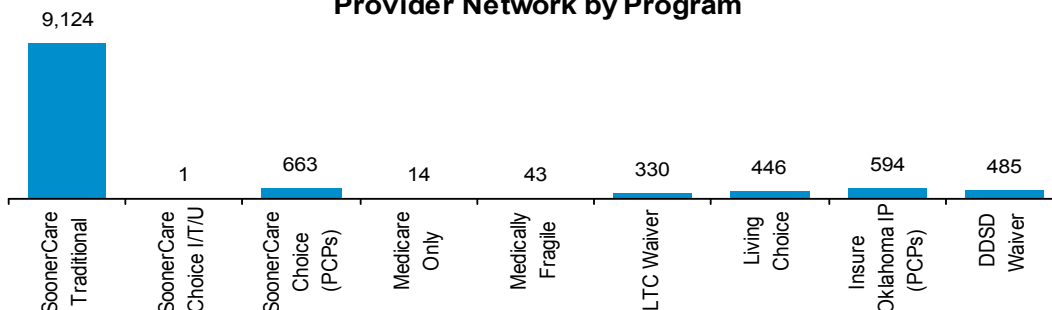


### Primary Care Provider (PCP) Capacities

SoonerCare Program	Total Capacity	% of Capacity Used
SoonerCare Choice	278,448	42.71%
SoonerCare Choice I/T/U	2,500	46.56%
Insure Oklahoma IP	118,552	1.83%

Total Capacity represents the maximum number of members that PCPs request to have assigned within OHCA's limit. Panels on hold status are excluded from the capacity calculation.

### Provider Network by Program



#### Acronyms

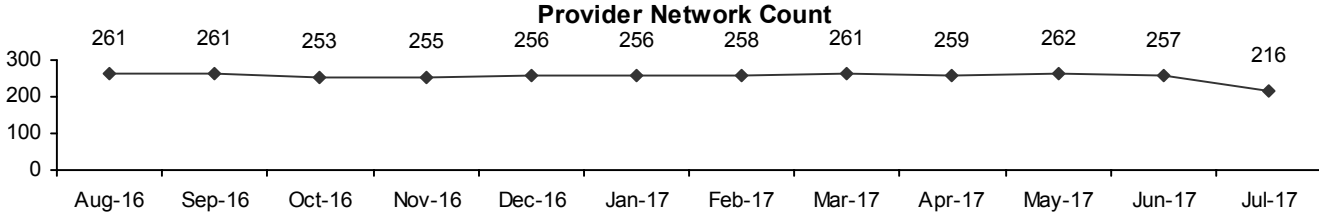
- DDSD - Developmental Disabilities Services Division
- DME - Durable Medical Equipment
- IP - Individual Plan
- I/T/U - Indian Health Service/Tribal/ Urban Indian
- LTC - Long-Term Care
- PCMH - Patient Centered Medical Home
- PCP - Primary Care Provider

# Provider Fast Facts by County

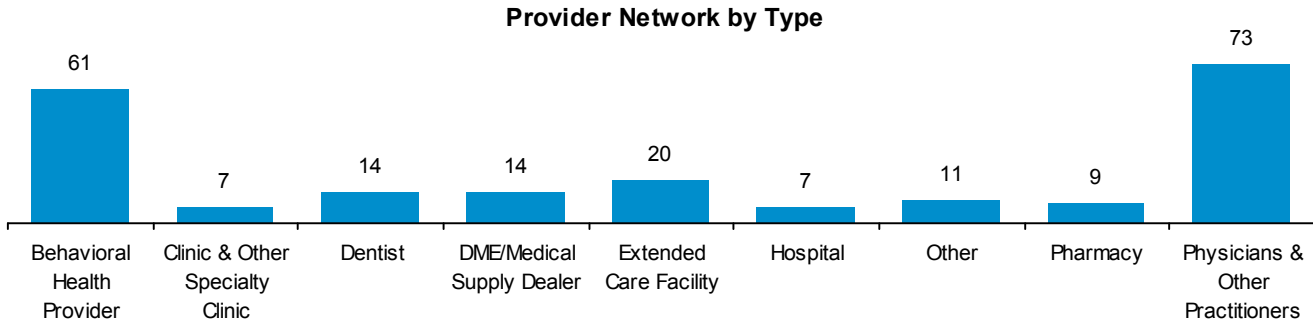
July 2017

## Okmulgee County

Provider Network is providers who are contracted to provide health care services by locations, programs, types, and specialties. Providers are being counted multiple times if they have multiple locations, programs, types, and/or specialties. The term "contracted" is defined as a provider that was enrolled with Oklahoma SoonerCare within the reporting period, it does not necessarily indicate participation.



0 Newly Enrolled Provider. The data is based on the new provider IDs added to the system during the reporting month. The effective date of the contract may or may not be in that month.

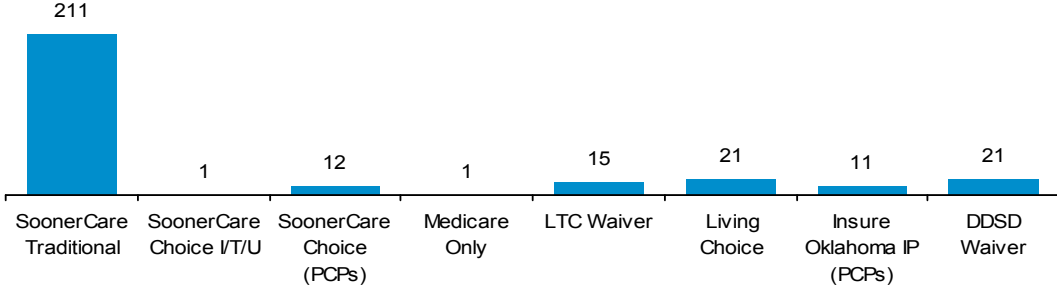


### Primary Care Provider (PCP) Capacities

SoonerCare Program	Total Capacity	% of Capacity Used
SoonerCare Choice	11,075	49.96%
SoonerCare Choice I/T/U	1,000	63.70%
Insure Oklahoma IP	13,368	0.30%

Total Capacity represents the maximum number of members that PCPs request to have assigned within OHCA's limit. Panels on hold status are excluded from the capacity calculation.

### Provider Network by Program



### Acronyms

- DDSD - Developmental Disabilities Services Division
- DME - Durable Medical Equipment
- IP - Individual Plan
- I/T/U - Indian Health Service/Tribal/ Urban Indian
- LTC - Long-Term Care
- PCMH - Patient Centered Medical Home
- PCP - Primary Care Provider

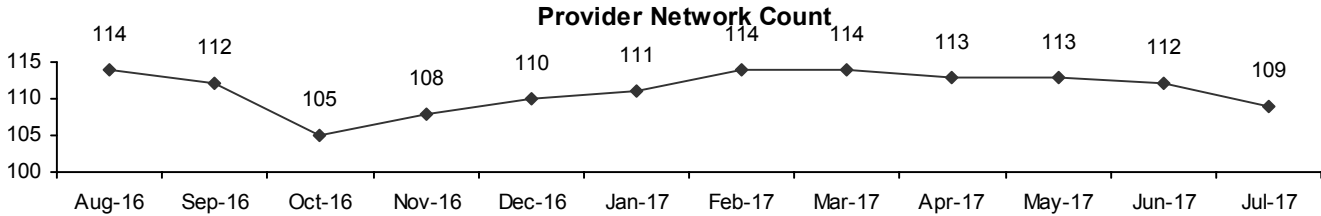


# Provider Fast Facts by County

July 2017

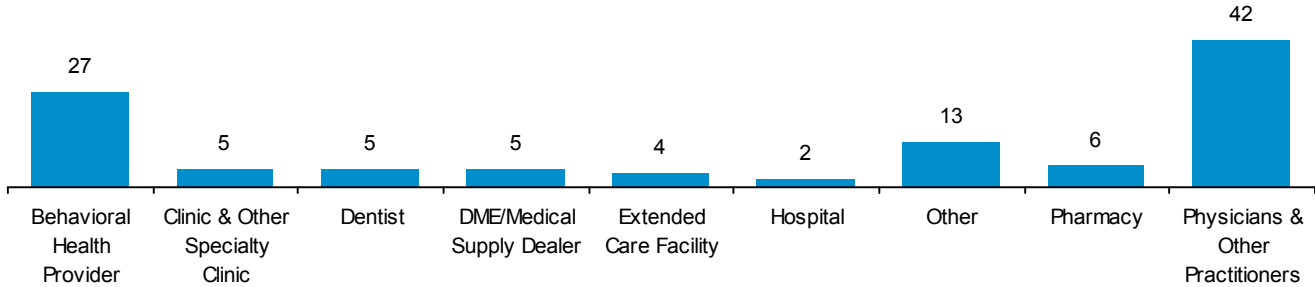
## Osage County

Provider Network is providers who are contracted to provide health care services by locations, programs, types, and specialties. Providers are being counted multiple times if they have multiple locations, programs, types, and/or specialties. The term "contracted" is defined as a provider that was enrolled with Oklahoma SoonerCare within the reporting period, it does not necessarily indicate participation.



2 Newly Enrolled Provider. The data is based on the new provider IDs added to the system during the reporting month. The effective date of the contract may or may not be in that month.

### Provider Network by Type

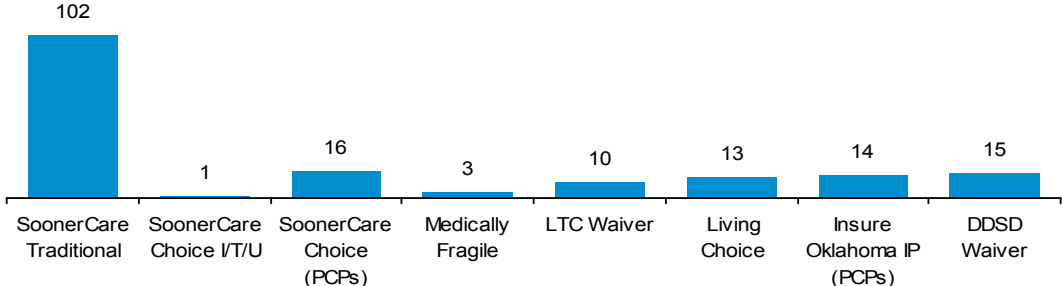


### Primary Care Provider (PCP) Capacities

SoonerCare Program	Total Capacity	% of Capacity Used
SoonerCare Choice	6,950	24.58%
SoonerCare Choice I/T/U	1,000	5.40%
Insure Oklahoma IP	4,250	0.54%

Total Capacity represents the maximum number of members that PCPs request to have assigned within OHCA's limit. Panels on hold status are excluded from the capacity calculation.

### Provider Network by Program



### Acronyms

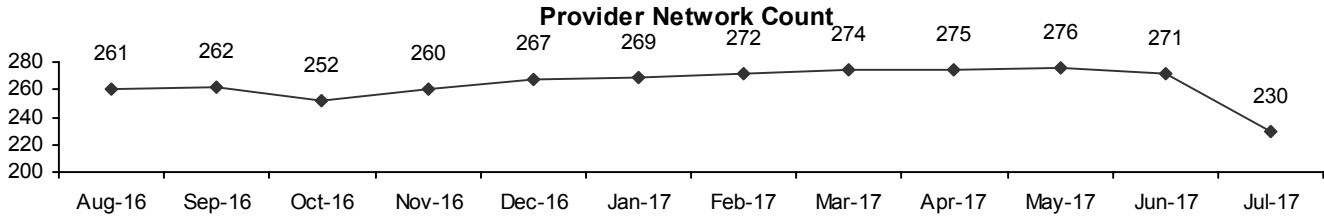
- DDSD - Developmental Disabilities Services Division
- DME - Durable Medical Equipment
- IP - Individual Plan
- I/T/U - Indian Health Service/Tribal/ Urban Indian
- LTC - Long-Term Care
- PCMH - Patient Centered Medical Home
- PCP - Primary Care Provider

# Provider Fast Facts by County

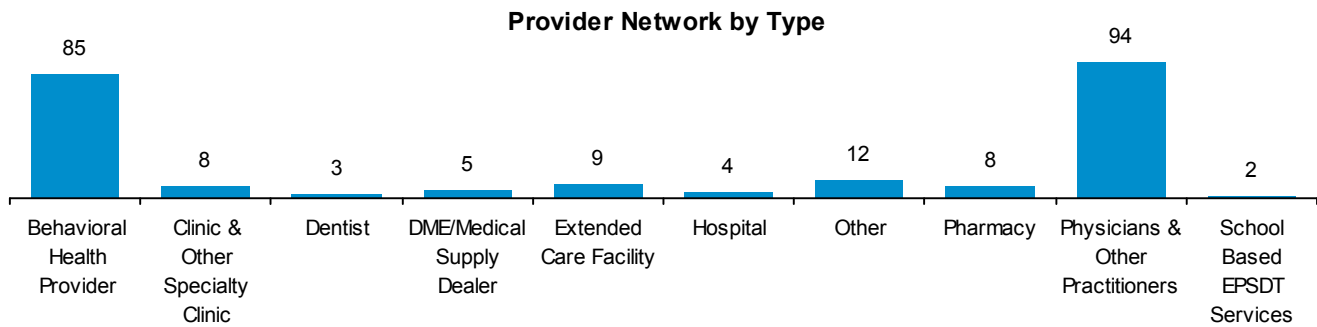
July 2017

## Ottawa County

Provider Network is providers who are contracted to provide health care services by locations, programs, types, and specialties. Providers are being counted multiple times if they have multiple locations, programs, types, and/or specialties. The term "contracted" is defined as a provider that was enrolled with Oklahoma SoonerCare within the reporting period, it does not necessarily indicate participation.



1 Newly Enrolled Provider. The data is based on the new provider IDs added to the system during the reporting month. The effective date of the contract may or may not be in that month.

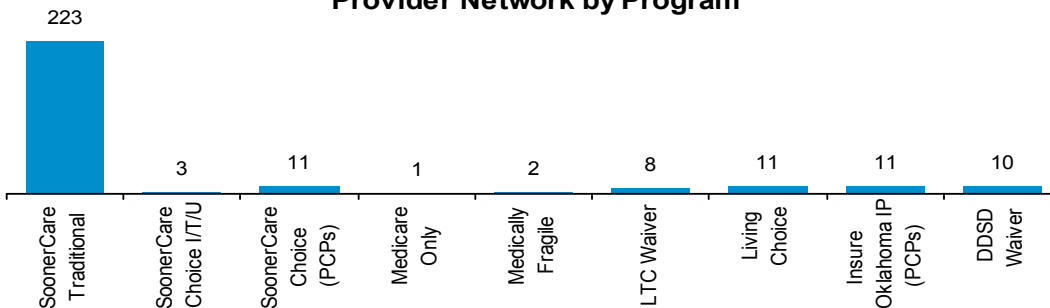


### Primary Care Provider (PCP) Capacities

SoonerCare Program	Total Capacity	% of Capacity Used
SoonerCare Choice	9,150	52.97%
SoonerCare Choice I/T/U	3,300	8.82%
Insure Oklahoma IP	4,170	0.72%

Total Capacity represents the maximum number of members that PCPs request to have assigned within OHCA's limit. Panels on hold status are excluded from the capacity calculation.

### Provider Network by Program



#### Acronyms

- DDSD - Developmental Disabilities Services Division
- DME - Durable Medical Equipment
- IP - Individual Plan
- I/T/U - Indian Health Service/Tribal/ Urban Indian
- LTC - Long-Term Care
- PCMH - Patient Centered Medical Home
- PCP - Primary Care Provider

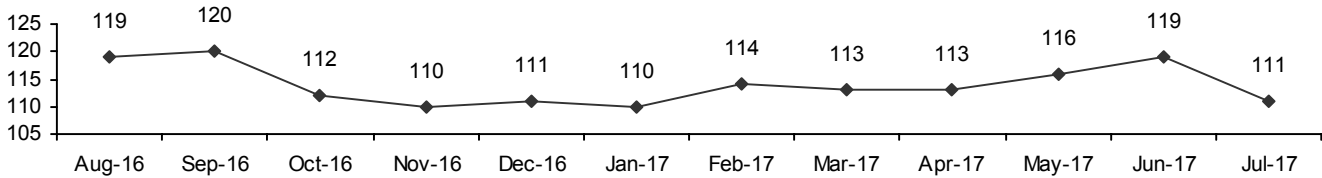
# Provider Fast Facts by County

July 2017

## Pawnee County

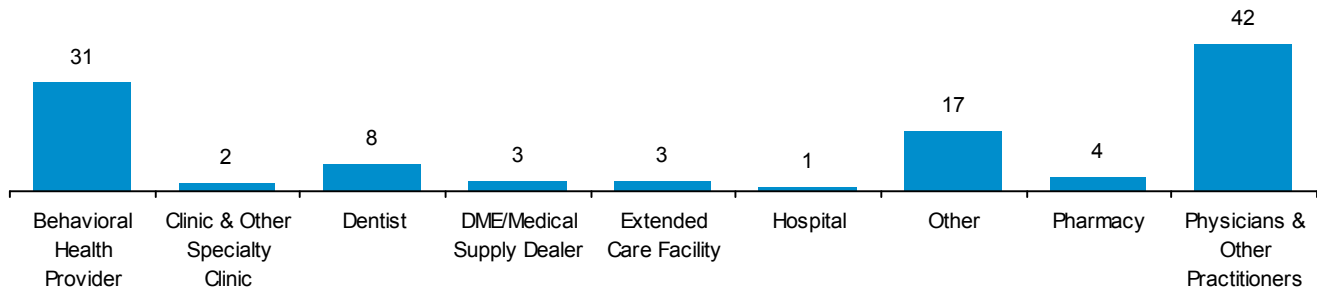
Provider Network is providers who are contracted to provide health care services by locations, programs, types, and specialties. Providers are being counted multiple times if they have multiple locations, programs, types, and/or specialties. The term "contracted" is defined as a provider that was enrolled with Oklahoma SoonerCare within the reporting period, it does not necessarily indicate participation.

**Provider Network Count**



1 Newly Enrolled Provider. The data is based on the new provider IDs added to the system during the reporting month. The effective date of the contract may or may not be in that month.

**Provider Network by Type**

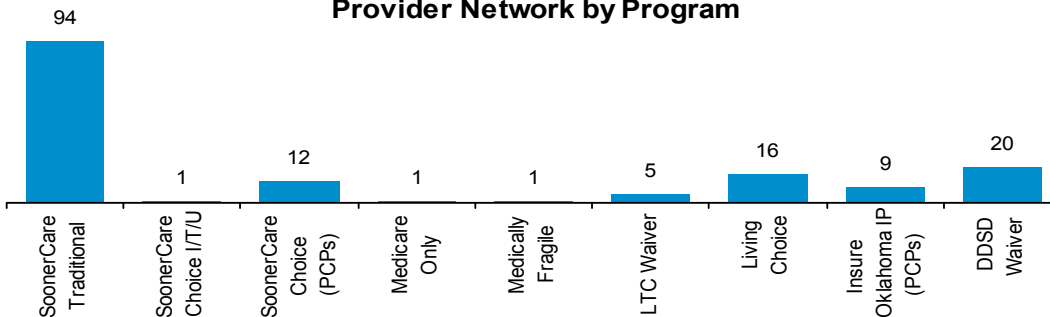


**Primary Care Provider (PCP) Capacities**

SoonerCare Program	Total Capacity	% of Capacity Used
SoonerCare Choice	6,700	25.33%
SoonerCare Choice I/T/U	2,500	6.84%
Insure Oklahoma IP	2,400	0.67%

Total Capacity represents the maximum number of members that PCPs request to have assigned within OHCA's limit. Panels on hold status are excluded from the capacity calculation.

**Provider Network by Program**



**Acronyms**

- DDSD - Developmental Disabilities Services Division
- DME - Durable Medical Equipment
- IP - Individual Plan
- I/T/U - Indian Health Service/Tribal/ Urban Indian
- LTC - Long-Term Care
- PCMH - Patient Centered Medical Home
- PCP - Primary Care Provider

# Provider Fast Facts by County

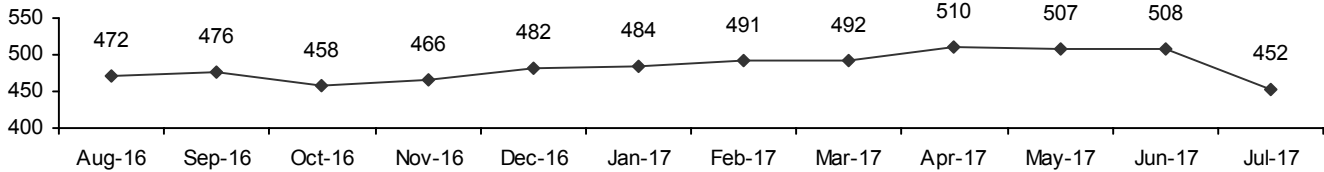
July 2017



## Payne County

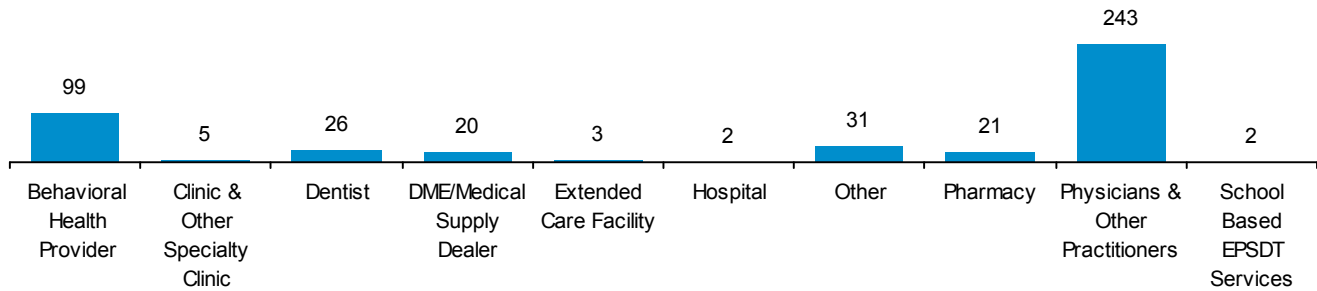
Provider Network is providers who are contracted to provide health care services by locations, programs, types, and specialties. Providers are being counted multiple times if they have multiple locations, programs, types, and/or specialties. The term "contracted" is defined as a provider that was enrolled with Oklahoma SoonerCare within the reporting period, it does not necessarily indicate participation.

**Provider Network Count**



6 Newly Enrolled Provider. The data is based on the new provider IDs added to the system during the reporting month. The effective date of the contract may or may not be in that month.

**Provider Network by Type**

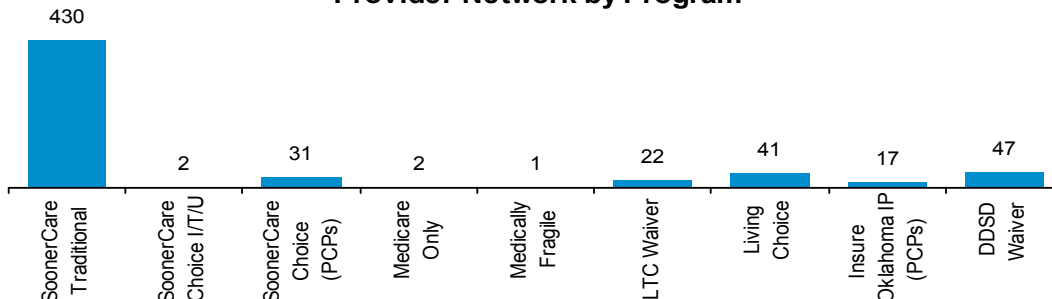


**Primary Care Provider (PCP) Capacities**

SoonerCare Program	Total Capacity	% of Capacity Used
SoonerCare Choice	13,400	62.91%
SoonerCare Choice I/T/U	1,000	13.70%
Insure Oklahoma IP	2,935	2.25%

Total Capacity represents the maximum number of members that PCPs request to have assigned within OHCA's limit. Panels on hold status are excluded from the capacity calculation.

**Provider Network by Program**



**Acronyms**

- DDSD - Developmental Disabilities Services Division
- DME - Durable Medical Equipment
- IP - Individual Plan
- I/T/U - Indian Health Service/Tribal/ Urban Indian
- LTC - Long-Term Care
- PCMH - Patient Centered Medical Home
- PCP - Primary Care Provider

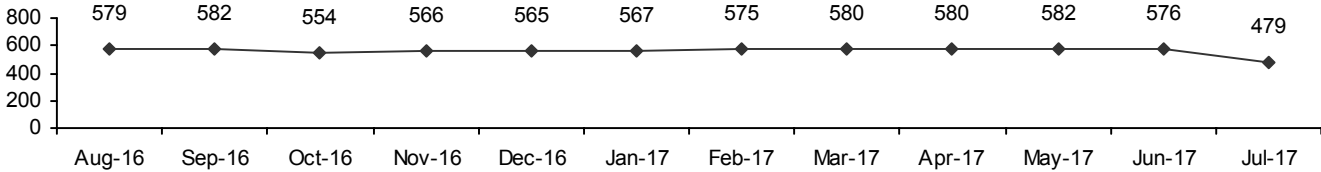
# Provider Fast Facts by County

July 2017

## Pittsburg County

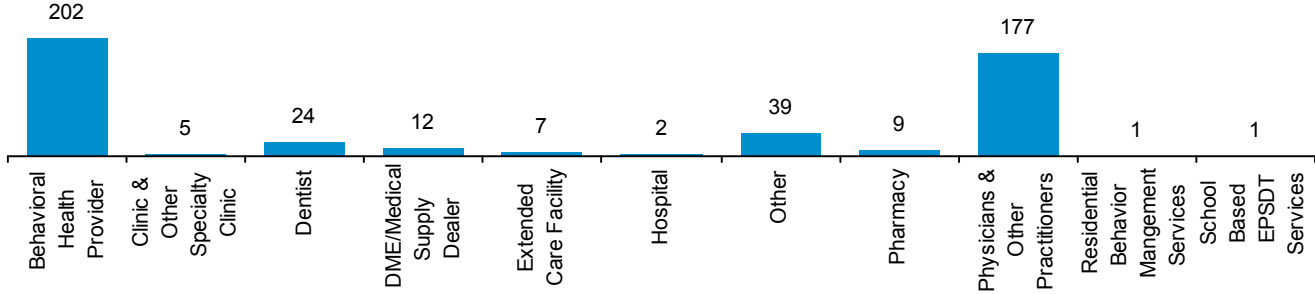
Provider Network is providers who are contracted to provide health care services by locations, programs, types, and specialties. Providers are being counted multiple times if they have multiple locations, programs, types, and/or specialties. The term "contracted" is defined as a provider that was enrolled with Oklahoma SoonerCare within the reporting period, it does not necessarily indicate participation.

**Provider Network Count**



4 Newly Enrolled Provider. The data is based on the new provider IDs added to the system during the reporting month. The effective date of the contract may or may not be in that month.

**Provider Network by Type**

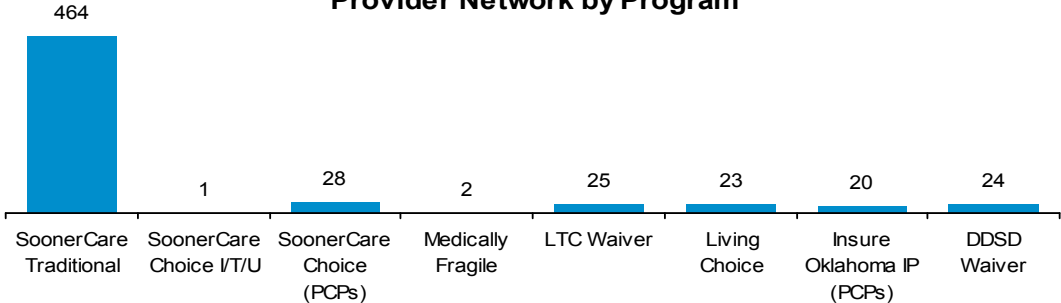


**Primary Care Provider (PCP) Capacities**

SoonerCare Program	Total Capacity	% of Capacity Used
SoonerCare Choice	12,785	51.51%
SoonerCare Choice I/T/U	1,250	40.56%
Insure Oklahoma IP	2,150	1.07%

Total Capacity represents the maximum number of members that PCPs request to have assigned within OHCA's limit. Panels on hold status are excluded from the capacity calculation.

**Provider Network by Program**



**Acronyms**

- DDSD - Developmental Disabilities Services Division
- DME - Durable Medical Equipment
- IP - Individual Plan
- I/T/U - Indian Health Service/Tribal/ Urban Indian
- LTC - Long-Term Care
- PCMH - Patient Centered Medical Home
- PCP - Primary Care Provider

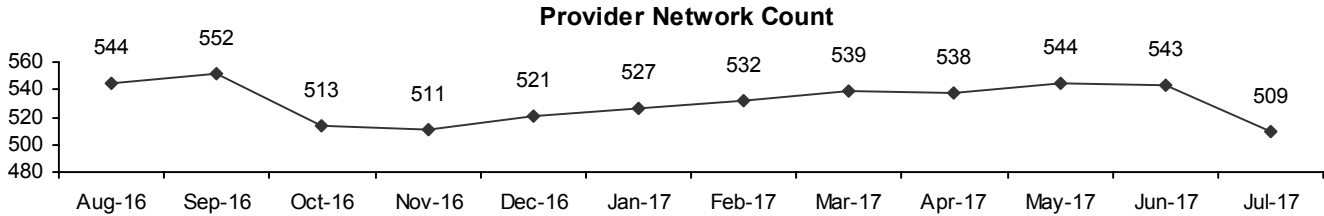
# Provider Fast Facts by County

July 2017

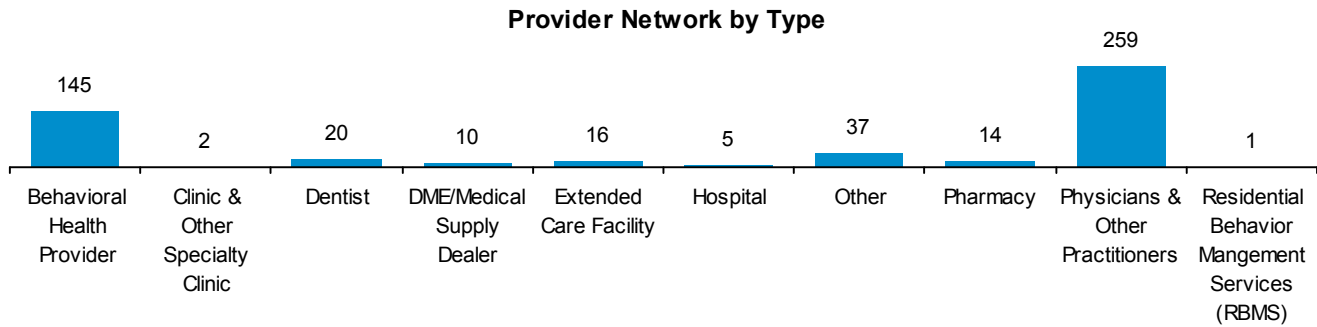


## Pontotoc County

Provider Network is providers who are contracted to provide health care services by locations, programs, types, and specialties. Providers are being counted multiple times if they have multiple locations, programs, types, and/or specialties. The term "contracted" is defined as a provider that was enrolled with Oklahoma SoonerCare within the reporting period, it does not necessarily indicate participation.



3 Newly Enrolled Provider. The data is based on the new provider IDs added to the system during the reporting month. The effective date of the contract may or may not be in that month.

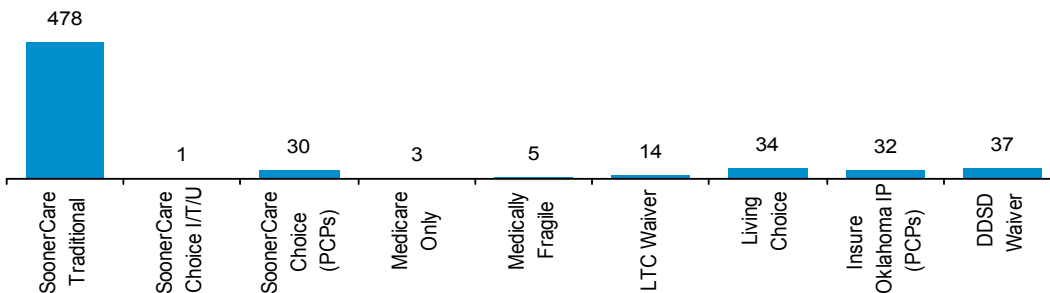


### Primary Care Provider (PCP) Capacities

SoonerCare Program	Total Capacity	% of Capacity Used
SoonerCare Choice	18,300	27.59%
SoonerCare Choice I/T/U	2,000	88.95%
Insure Oklahoma IP	9,650	0.50%

Total Capacity represents the maximum number of members that PCPs request to have assigned within OHCA's limit. Panels on hold status are excluded from the capacity calculation.

### Provider Network by Program



#### Acronyms

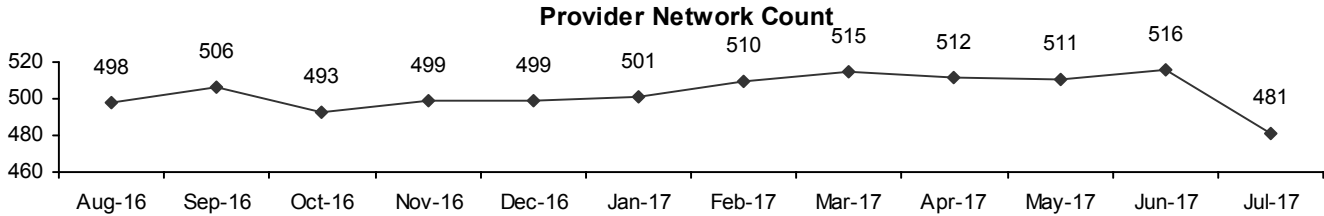
- DDSD - Developmental Disabilities Services Division
- DME - Durable Medical Equipment
- IP - Individual Plan
- I/T/U - Indian Health Service/Tribal/ Urban Indian
- LTC - Long-Term Care
- PCMH - Patient Centered Medical Home
- PCP - Primary Care Provider

# Provider Fast Facts by County

July 2017

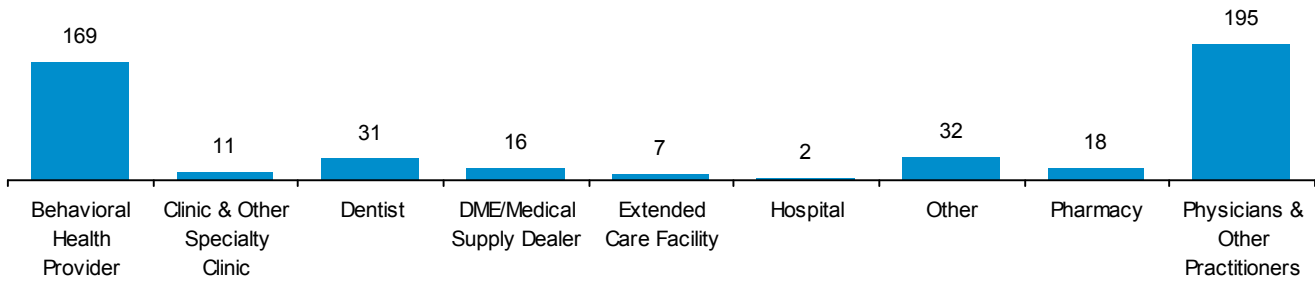
## Pottawatomie County

Provider Network is providers who are contracted to provide health care services by locations, programs, types, and specialties. Providers are being counted multiple times if they have multiple locations, programs, types, and/or specialties. The term "contracted" is defined as a provider that was enrolled with Oklahoma SoonerCare within the reporting period, it does not necessarily indicate participation.



7 Newly Enrolled Provider. The data is based on the new provider IDs added to the system during the reporting month. The effective date of the contract may or may not be in that month.

### Provider Network by Type

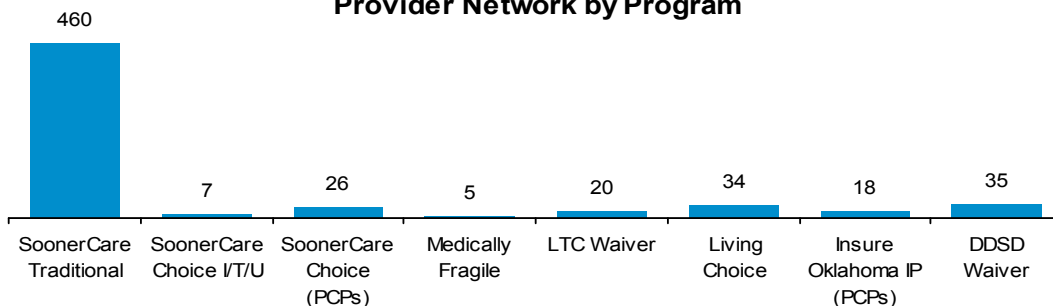


### Primary Care Provider (PCP) Capacities

SoonerCare Program	Total Capacity	% of Capacity Used
SoonerCare Choice	11,200	70.86%
SoonerCare Choice I/T/U	9,150	11.62%
Insure Oklahoma IP	11,825	0.37%

Total Capacity represents the maximum number of members that PCPs request to have assigned within OHCA's limit. Panels on hold status are excluded from the capacity calculation.

### Provider Network by Program



### Acronyms

- DDSD - Developmental Disabilities Services Division
- DME - Durable Medical Equipment
- IP - Individual Plan
- I/T/U - Indian Health Service/Tribal/ Urban Indian
- LTC - Long-Term Care
- PCMH - Patient Centered Medical Home
- PCP - Primary Care Provider

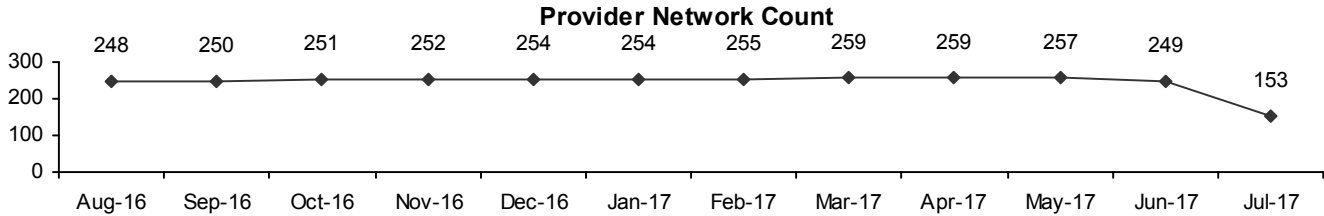
# Provider Fast Facts by County

July 2017

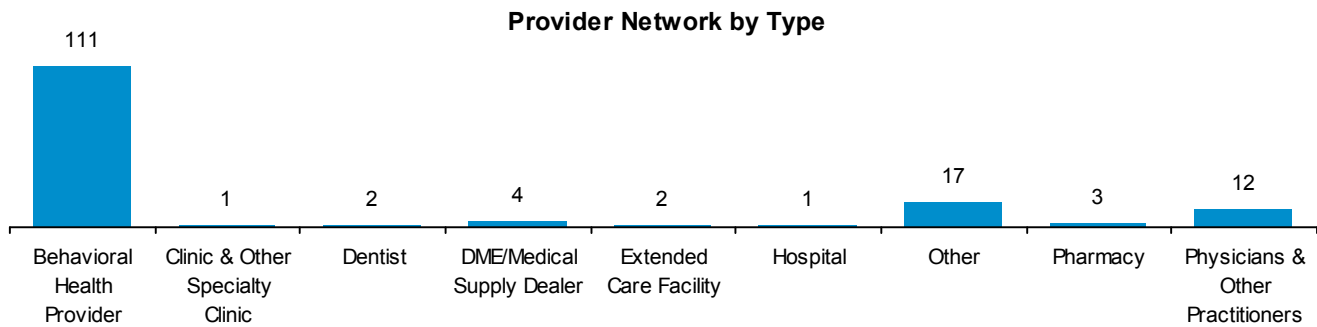


## Pushmataha County

Provider Network is providers who are contracted to provide health care services by locations, programs, types, and specialties. Providers are being counted multiple times if they have multiple locations, programs, types, and/or specialties. The term "contracted" is defined as a provider that was enrolled with Oklahoma SoonerCare within the reporting period, it does not necessarily indicate participation.



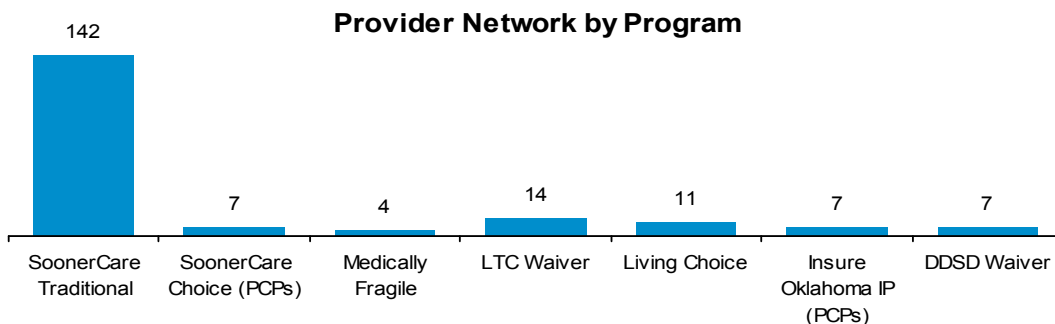
1 Newly Enrolled Provider. The data is based on the new provider IDs added to the system during the reporting month. The effective date of the contract may or may not be in that month.



### Primary Care Provider (PCP) Capacities

SoonerCare Program	Total Capacity	% of Capacity Used
SoonerCare Choice	12,500	14.32%
Insure Oklahoma IP	1,250	2.00%

Total Capacity represents the maximum number of members that PCPs request to have assigned within OHCA's limit. Panels on hold status are excluded from the capacity calculation.



### Acronyms

- DDSD - Developmental Disabilities Services Division
- DME - Durable Medical Equipment
- IP - Individual Plan
- I/T/U - Indian Health Service/Tribal/ Urban Indian
- LTC - Long-Term Care
- PCMH - Patient Centered Medical Home
- PCP - Primary Care Provider



# Provider Fast Facts by County

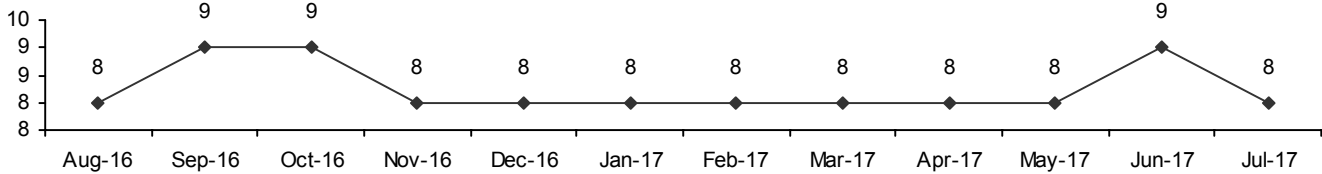
July 2017



## Roger Mills County

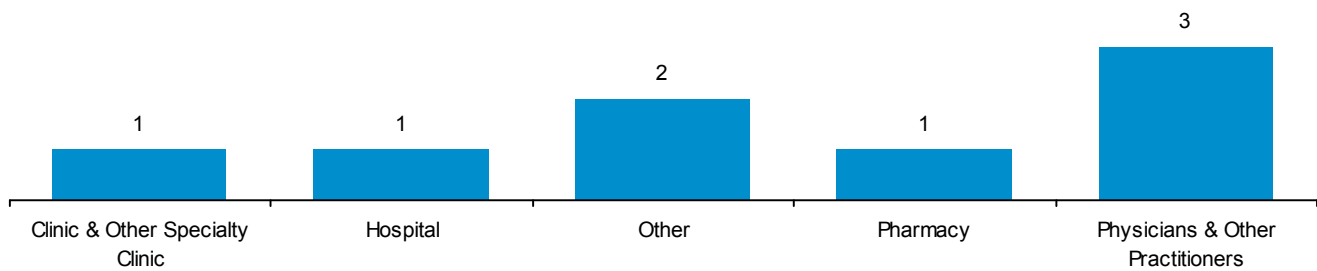
Provider Network is providers who are contracted to provide health care services by locations, programs, types, and specialties. Providers are being counted multiple times if they have multiple locations, programs, types, and/or specialties. The term "contracted" is defined as a provider that was enrolled with Oklahoma SoonerCare within the reporting period, it does not necessarily indicate participation.

**Provider Network Count**



0 Newly Enrolled Provider. The data is based on the new provider IDs added to the system during the reporting month. The effective date of the contract may or may not be in that month.

**Provider Network by Type**

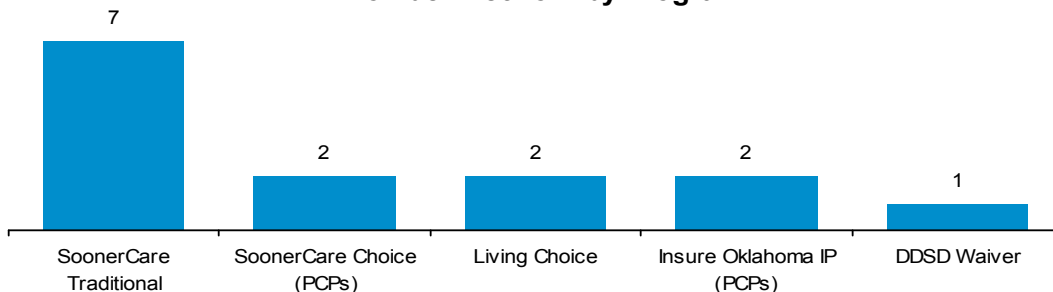


**Primary Care Provider (PCP) Capacities**

SoonerCare Program	Total Capacity	% of Capacity Used
SoonerCare Choice	1,100	19.91%
Insure Oklahoma IP	2,500	0.16%

Total Capacity represents the maximum number of members that PCPs request to have assigned within OHCA's limit. Panels on hold status are excluded from the capacity calculation.

**Provider Network by Program**



**Acronyms**

- DDSD - Developmental Disabilities Services Division
- DME - Durable Medical Equipment
- IP - Individual Plan
- I/T/U - Indian Health Service/Tribal/ Urban Indian
- LTC - Long-Term Care
- PCMH - Patient Centered Medical Home
- PCP - Primary Care Provider

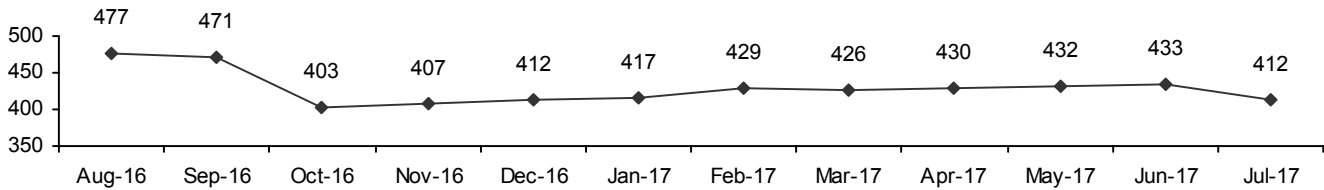
# Provider Fast Facts by County

July 2017

## Rogers County

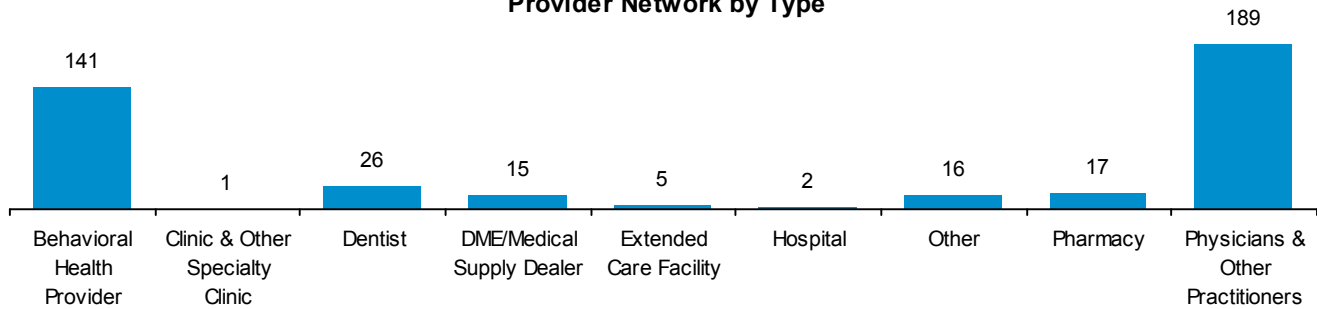
Provider Network is providers who are contracted to provide health care services by locations, programs, types, and specialties. Providers are being counted multiple times if they have multiple locations, programs, types, and/or specialties. The term "contracted" is defined as a provider that was enrolled with Oklahoma SoonerCare within the reporting period, it does not necessarily indicate participation.

**Provider Network Count**



4 Newly Enrolled Provider. The data is based on the new provider IDs added to the system during the reporting month. The effective date of the contract may or may not be in that month.

**Provider Network by Type**

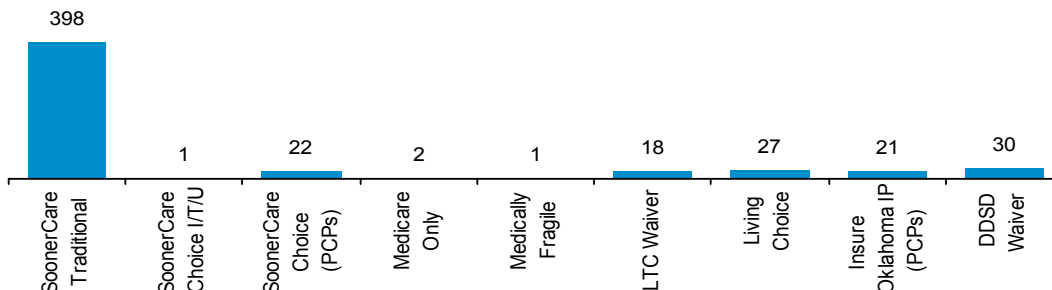


**Primary Care Provider (PCP) Capacities**

SoonerCare Program	Total Capacity	% of Capacity Used
SoonerCare Choice	10,200	58.16%
SoonerCare Choice I/T/U	2,500	20.28%
Insure Oklahoma IP	3,711	1.59%

Total Capacity represents the maximum number of members that PCPs request to have assigned within OHCA's limit. Panels on hold status are excluded from the capacity calculation.

**Provider Network by Program**



**Acronyms**

- DDSD - Developmental Disabilities Services Division
- DME - Durable Medical Equipment
- IP - Individual Plan
- I/T/U - Indian Health Service/Tribal/ Urban Indian
- LTC - Long-Term Care
- PCMH - Patient Centered Medical Home
- PCP - Primary Care Provider

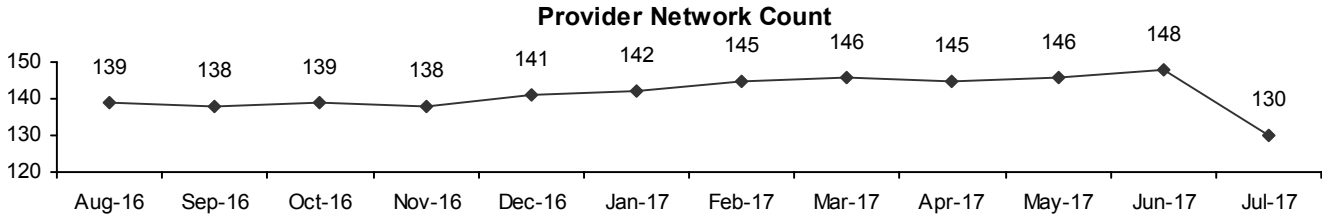
# Provider Fast Facts by County

July 2017

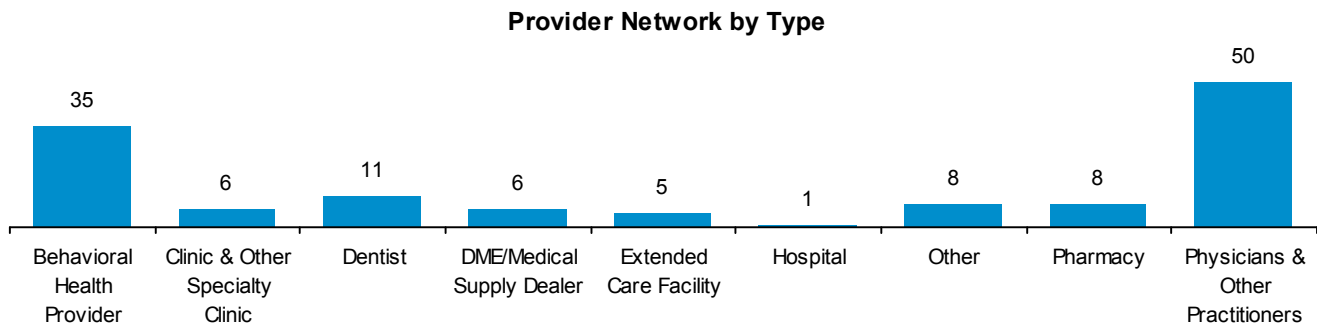


## Seminole County

Provider Network is providers who are contracted to provide health care services by locations, programs, types, and specialties. Providers are being counted multiple times if they have multiple locations, programs, types, and/or specialties. The term "contracted" is defined as a provider that was enrolled with Oklahoma SoonerCare within the reporting period, it does not necessarily indicate participation.



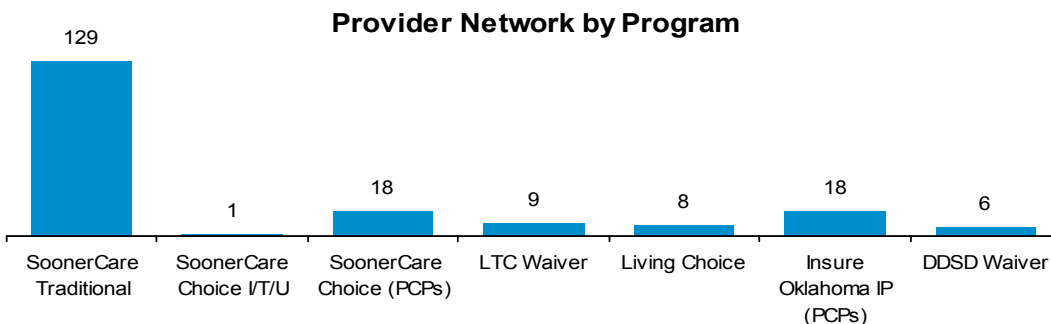
0 Newly Enrolled Provider. The data is based on the new provider IDs added to the system during the reporting month. The effective date of the contract may or may not be in that month.



### Primary Care Provider (PCP) Capacities

SoonerCare Program	Total Capacity	% of Capacity Used
SoonerCare Choice	13,700	31.51%
SoonerCare Choice I/T/U	2,500	13.80%
Insure Oklahoma IP	2,651	1.74%

Total Capacity represents the maximum number of members that PCPs request to have assigned within OHCA's limit. Panels on hold status are excluded from the capacity calculation.



### Acronyms

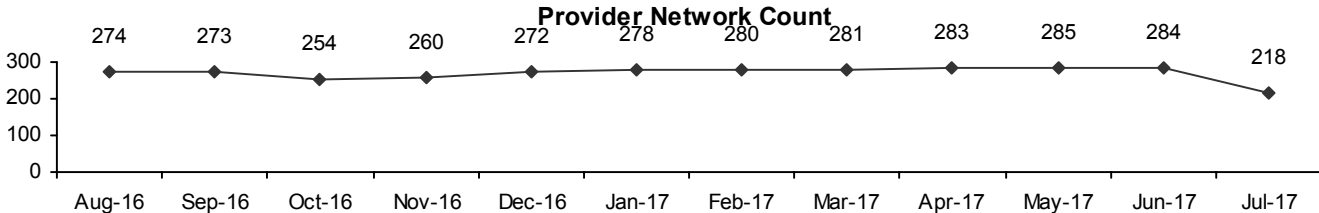
- DDSD - Developmental Disabilities Services Division
- DME - Durable Medical Equipment
- IP - Individual Plan
- I/T/U - Indian Health Service/Tribal/ Urban Indian
- LTC - Long-Term Care
- PCMH - Patient Centered Medical Home
- PCP - Primary Care Provider

# Provider Fast Facts by County

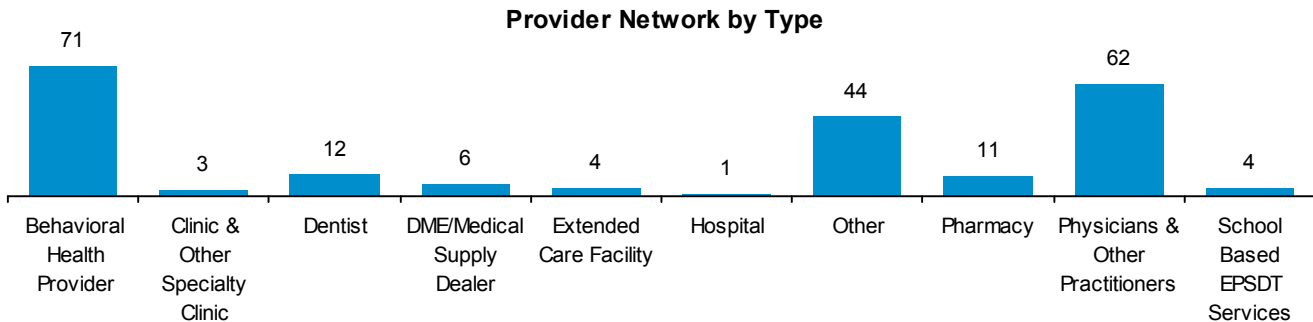
July 2017

## Sequoyah County

Provider Network is providers who are contracted to provide health care services by locations, programs, types, and specialties. Providers are being counted multiple times if they have multiple locations, programs, types, and/or specialties. The term "contracted" is defined as a provider that was enrolled with Oklahoma SoonerCare within the reporting period, it does not necessarily indicate participation.



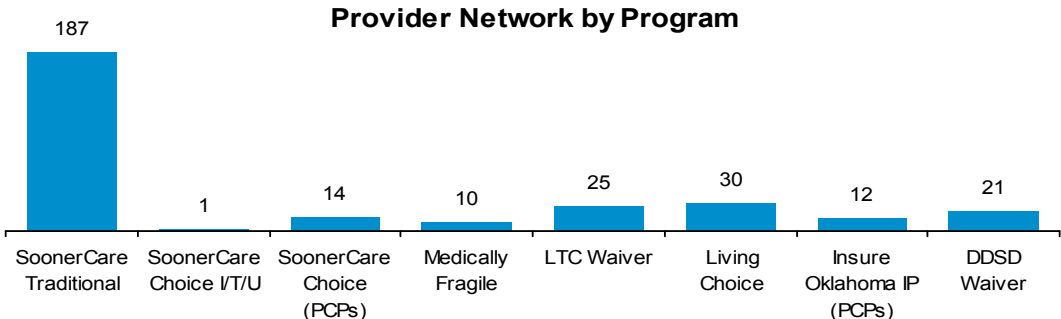
0 Newly Enrolled Provider. The data is based on the new provider IDs added to the system during the reporting month. The effective date of the contract may or may not be in that month.



### Primary Care Provider (PCP) Capacities

SoonerCare Program	Total Capacity	% of Capacity Used
SoonerCare Choice	11,100	53.33%
SoonerCare Choice I/T/U	2,500	25.16%
Insure Oklahoma IP	3,600	1.03%

Total Capacity represents the maximum number of members that PCPs request to have assigned within OHCA's limit. Panels on hold status are excluded from the capacity calculation.



### Acronyms

- DDSD - Developmental Disabilities Services Division
- DME - Durable Medical Equipment
- IP - Individual Plan
- I/T/U - Indian Health Service/Tribal/ Urban Indian
- LTC - Long-Term Care
- PCMH - Patient Centered Medical Home
- PCP - Primary Care Provider

# Provider Fast Facts by County

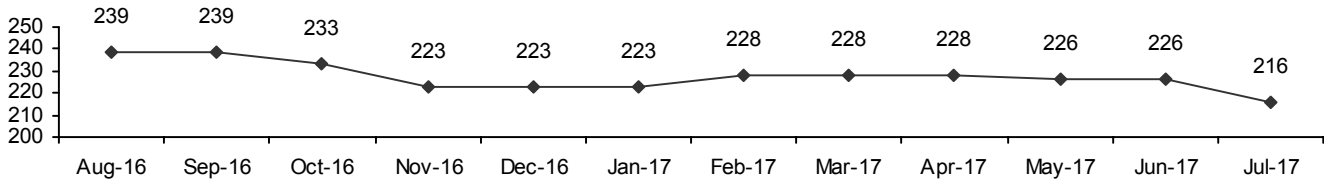
July 2017



## Stephens County

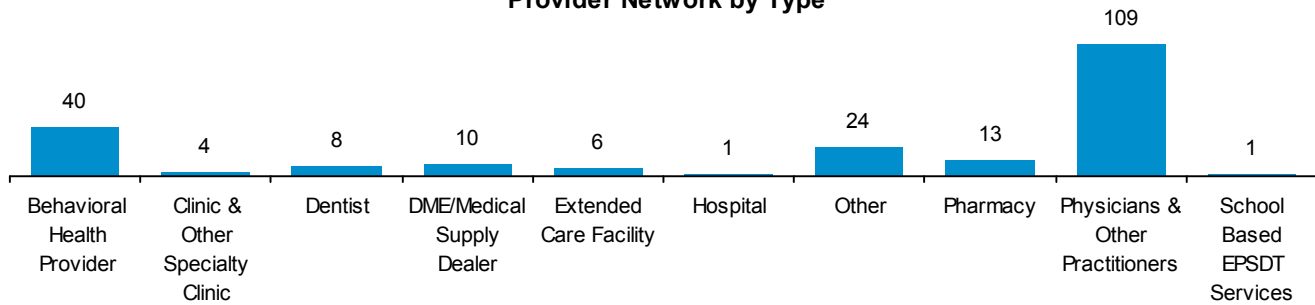
Provider Network is providers who are contracted to provide health care services by locations, programs, types, and specialties. Providers are being counted multiple times if they have multiple locations, programs, types, and/or specialties. The term "contracted" is defined as a provider that was enrolled with Oklahoma SoonerCare within the reporting period, it does not necessarily indicate participation.

**Provider Network Count**



0 Newly Enrolled Provider. The data is based on the new provider IDs added to the system during the reporting month. The effective date of the contract may or may not be in that month.

**Provider Network by Type**

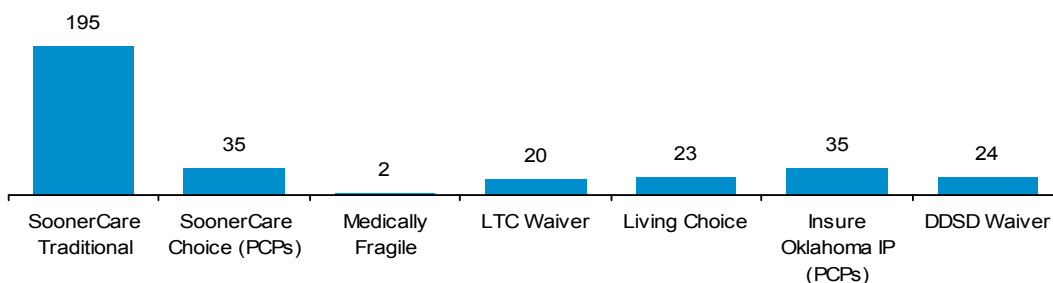


**Primary Care Provider (PCP) Capacities**

SoonerCare Program	Total Capacity	% of Capacity Used
SoonerCare Choice	11,150	61.35%
Insure Oklahoma IP	2,701	3.30%

Total Capacity represents the maximum number of members that PCPs request to have assigned within OHCA's limit. Panels on hold status are excluded from the capacity calculation.

**Provider Network by Program**



**Acronyms**

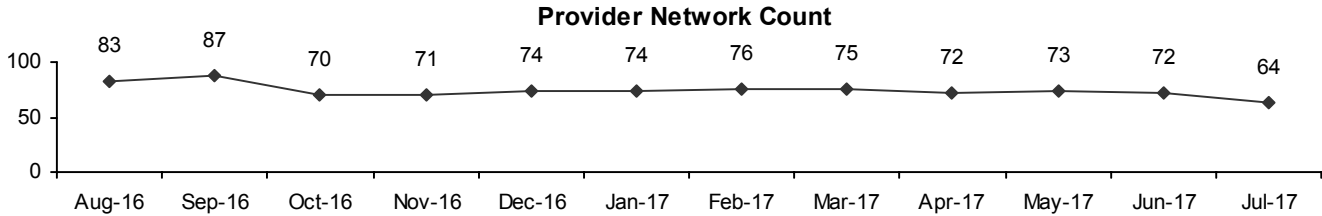
- DDSD - Developmental Disabilities Services Division
- DME - Durable Medical Equipment
- IP - Individual Plan
- I/T/U - Indian Health Service/Tribal/ Urban Indian
- LTC - Long-Term Care
- PCMH - Patient Centered Medical Home
- PCP - Primary Care Provider

# Provider Fast Facts by County

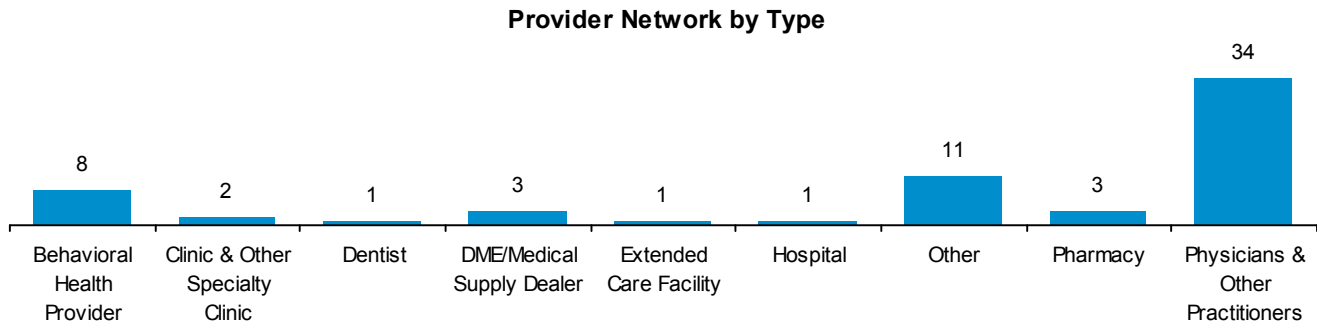
July 2017

## Texas County

Provider Network is providers who are contracted to provide health care services by locations, programs, types, and specialties. Providers are being counted multiple times if they have multiple locations, programs, types, and/or specialties. The term "contracted" is defined as a provider that was enrolled with Oklahoma SoonerCare within the reporting period, it does not necessarily indicate participation.



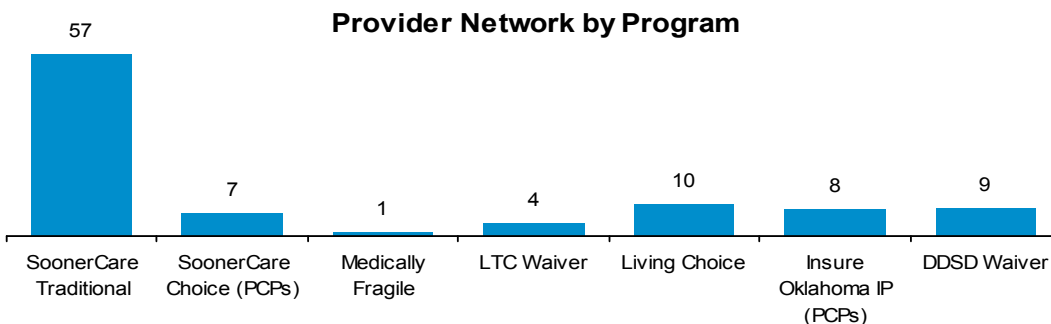
0 Newly Enrolled Provider. The data is based on the new provider IDs added to the system during the reporting month. The effective date of the contract may or may not be in that month.



### Primary Care Provider (PCP) Capacities

SoonerCare Program	Total Capacity	% of Capacity Used
SoonerCare Choice	4,650	47.87%
Insure Oklahoma IP	2,675	1.46%

Total Capacity represents the maximum number of members that PCPs request to have assigned within OHCA's limit. Panels on hold status are excluded from the capacity calculation.



### Acronyms

- DDSD - Developmental Disabilities Services Division
- DME - Durable Medical Equipment
- IP - Individual Plan
- I/T/U - Indian Health Service/Tribal/ Urban Indian
- LTC - Long-Term Care
- PCMH - Patient Centered Medical Home
- PCP - Primary Care Provider

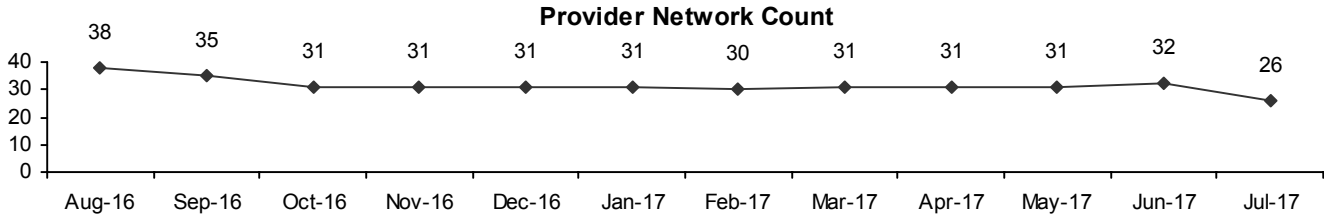
# Provider Fast Facts by County

July 2017



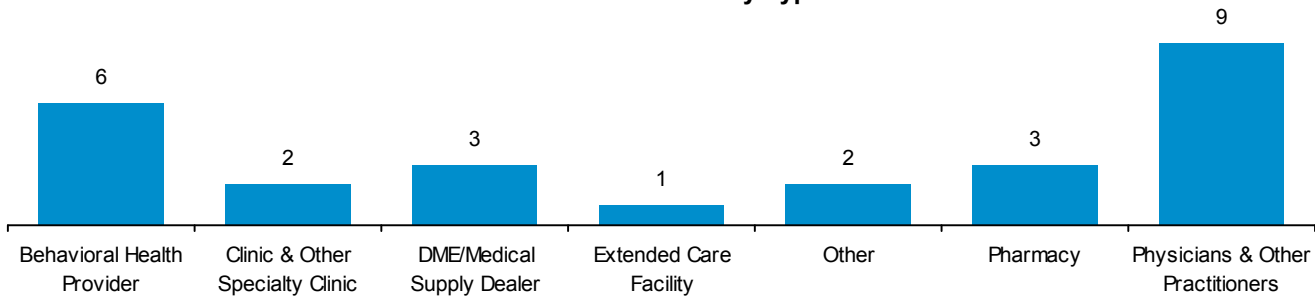
## Tillman County

Provider Network is providers who are contracted to provide health care services by locations, programs, types, and specialties. Providers are being counted multiple times if they have multiple locations, programs, types, and/or specialties. The term "contracted" is defined as a provider that was enrolled with Oklahoma SoonerCare within the reporting period, it does not necessarily indicate participation.



0 Newly Enrolled Provider. The data is based on the new provider IDs added to the system during the reporting month. The effective date of the contract may or may not be in that month.

### Provider Network by Type

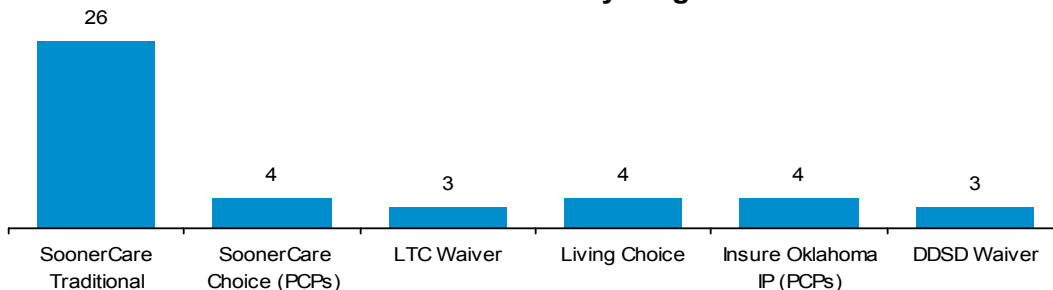


### Primary Care Provider (PCP) Capacities

SoonerCare Program	Total Capacity	% of Capacity Used
SoonerCare Choice	5,500	15.42%
Insure Oklahoma IP	2,600	0.50%

Total Capacity represents the maximum number of members that PCPs request to have assigned within OHCA's limit. Panels on hold status are excluded from the capacity calculation.

### Provider Network by Program



### Acronyms

- DDSD - Developmental Disabilities Services Division
- DME - Durable Medical Equipment
- IP - Individual Plan
- I/T/U - Indian Health Service/Tribal/ Urban Indian
- LTC - Long-Term Care
- PCMH - Patient Centered Medical Home
- PCP - Primary Care Provider

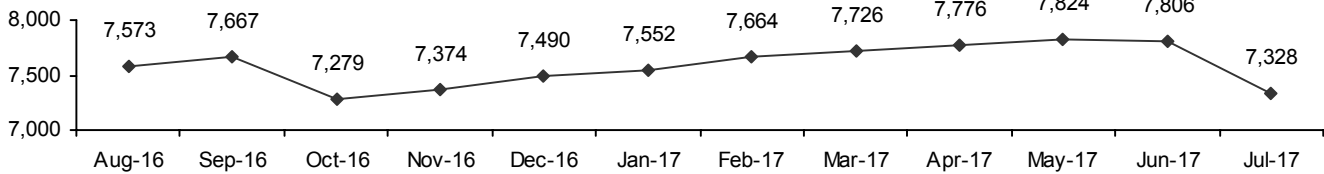
# Provider Fast Facts by County

July 2017

## Tulsa County

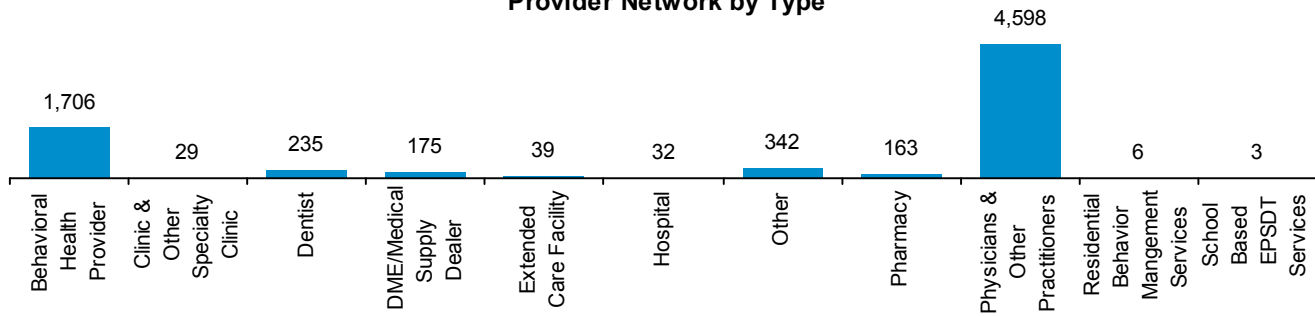
Provider Network is providers who are contracted to provide health care services by locations, programs, types, and specialties. Providers are being counted multiple times if they have multiple locations, programs, types, and/or specialties. The term "contracted" is defined as a provider that was enrolled with Oklahoma SoonerCare within the reporting period, it does not necessarily indicate participation.

**Provider Network Count**



34 Newly Enrolled Provider. The data is based on the new provider IDs added to the system during the reporting month. The effective date of the contract may or may not be in that month.

**Provider Network by Type**

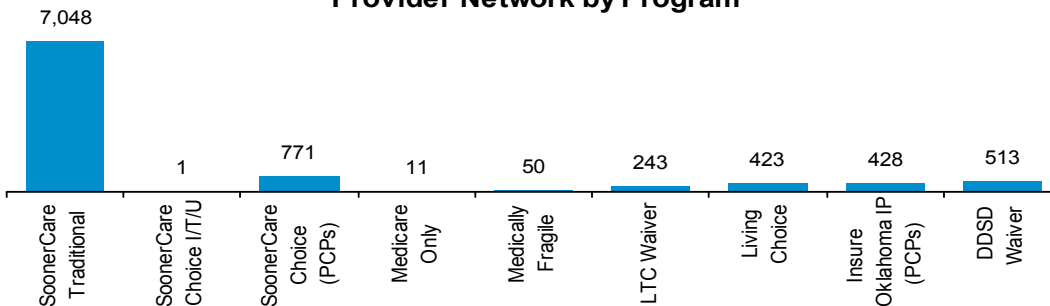


**Primary Care Provider (PCP) Capacities**

SoonerCare Program	Total Capacity	% of Capacity Used
SoonerCare Choice	229,014	44.54%
SoonerCare Choice I/T/U	2,500	49.64%
Insure Oklahoma IP	47,621	1.31%

Total Capacity represents the maximum number of members that PCPs request to have assigned within OHCA's limit. Panels on hold status are excluded from the capacity calculation.

**Provider Network by Program**



**Acronyms**

- DDSD - Developmental Disabilities Services Division
- DME - Durable Medical Equipment
- IP - Individual Plan
- I/T/U - Indian Health Service/Tribal/ Urban Indian
- LTC - Long-Term Care
- PCMH - Patient Centered Medical Home
- PCP - Primary Care Provider

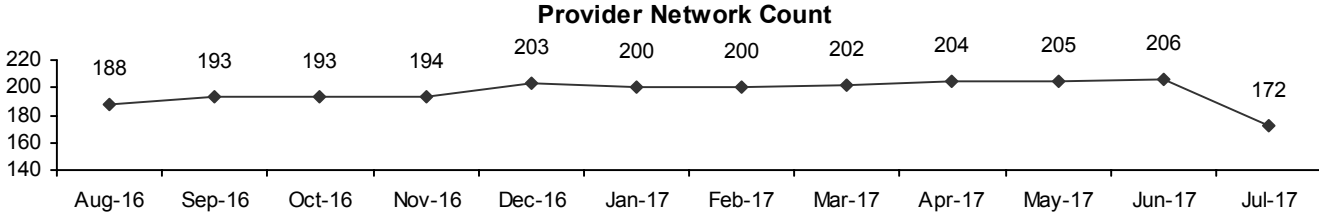


# Provider Fast Facts by County

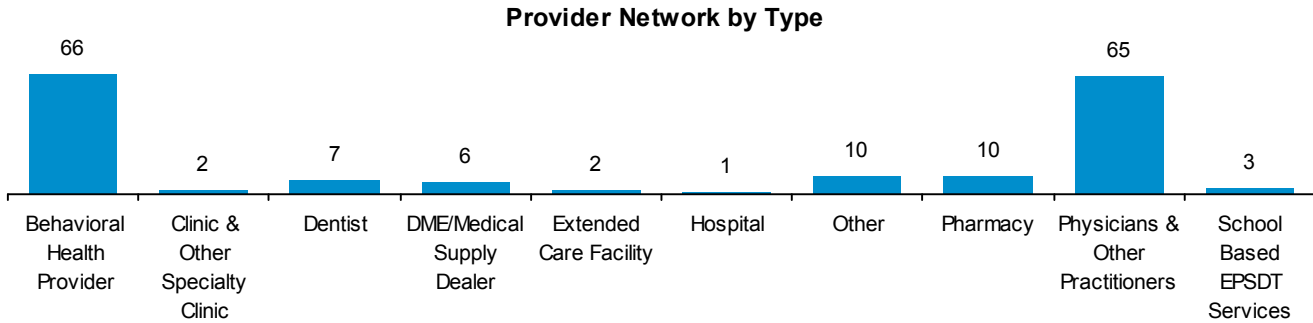
July 2017

## Wagoner County

Provider Network is providers who are contracted to provide health care services by locations, programs, types, and specialties. Providers are being counted multiple times if they have multiple locations, programs, types, and/or specialties. The term "contracted" is defined as a provider that was enrolled with Oklahoma SoonerCare within the reporting period, it does not necessarily indicate participation.



1 Newly Enrolled Provider. The data is based on the new provider IDs added to the system during the reporting month. The effective date of the contract may or may not be in that month.

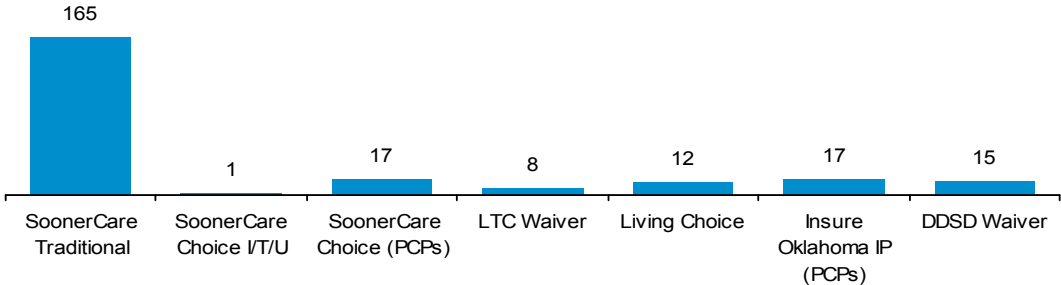


### Primary Care Provider (PCP) Capacities

SoonerCare Program	Total Capacity	% of Capacity Used
SoonerCare Choice	9,800	33.76%
SoonerCare Choice I/T/U	2,500	12.28%
Insure Oklahoma IP	6,600	0.47%

Total Capacity represents the maximum number of members that PCPs request to have assigned within OHCA's limit. Panels on hold status are excluded from the capacity calculation.

### Provider Network by Program



### Acronyms

- DDSD - Developmental Disabilities Services Division
- DME - Durable Medical Equipment
- IP - Individual Plan
- I/T/U - Indian Health Service/Tribal/ Urban Indian
- LTC - Long-Term Care
- PCMH - Patient Centered Medical Home
- PCP - Primary Care Provider

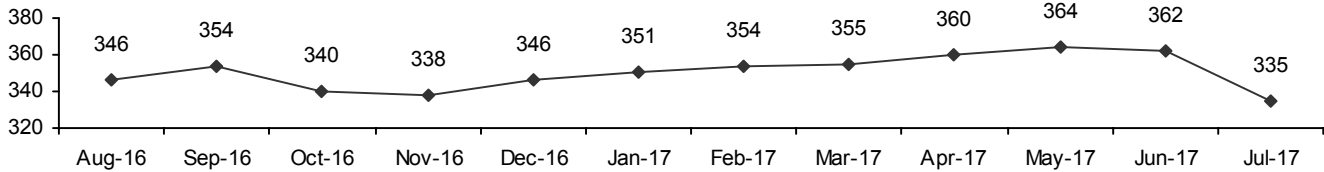
# Provider Fast Facts by County

July 2017

## Washington County

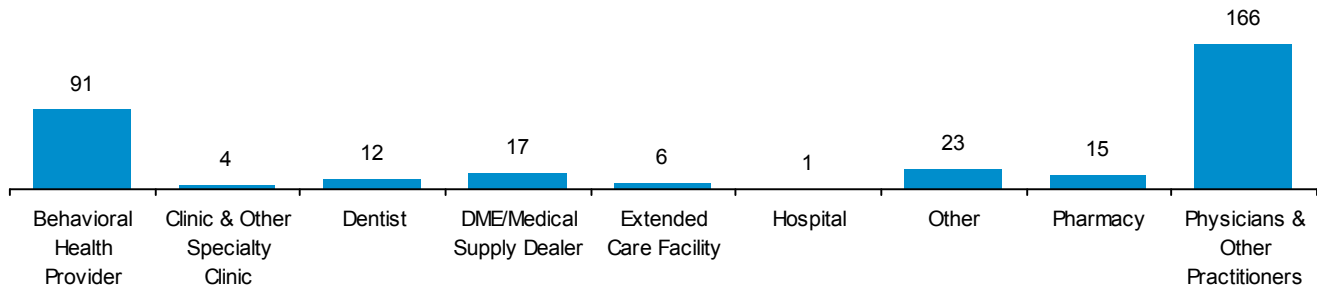
Provider Network is providers who are contracted to provide health care services by locations, programs, types, and specialties. Providers are being counted multiple times if they have multiple locations, programs, types, and/or specialties. The term "contracted" is defined as a provider that was enrolled with Oklahoma SoonerCare within the reporting period, it does not necessarily indicate participation.

**Provider Network Count**



3 Newly Enrolled Provider. The data is based on the new provider IDs added to the system during the reporting month. The effective date of the contract may or may not be in that month.

**Provider Network by Type**

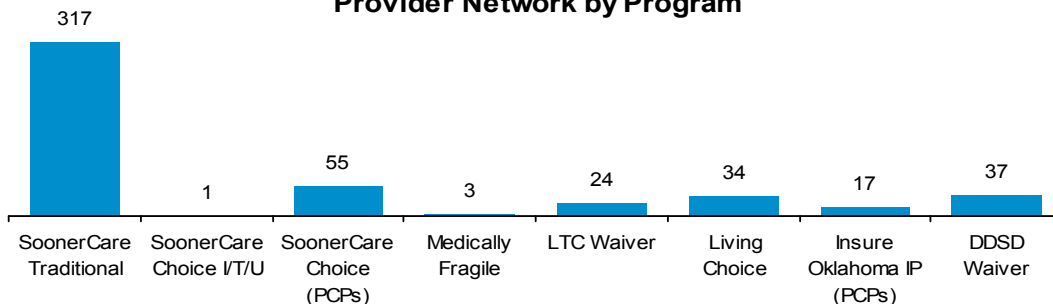


**Primary Care Provider (PCP) Capacities**

SoonerCare Program	Total Capacity	% of Capacity Used
SoonerCare Choice	12,025	53.05%
SoonerCare Choice I/T/U	2,500	0.32%
Insure Oklahoma IP	6,640	0.50%

Total Capacity represents the maximum number of members that PCPs request to have assigned within OHCA's limit. Panels on hold status are excluded from the capacity calculation.

**Provider Network by Program**



**Acronyms**

- DDSD - Developmental Disabilities Services Division
- DME - Durable Medical Equipment
- IP - Individual Plan
- I/T/U - Indian Health Service/Tribal/ Urban Indian
- LTC - Long-Term Care
- PCMH - Patient Centered Medical Home
- PCP - Primary Care Provider

# Provider Fast Facts by County

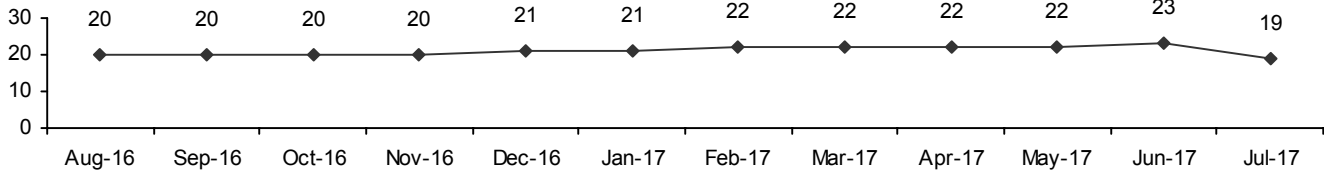
July 2017



## Washita County

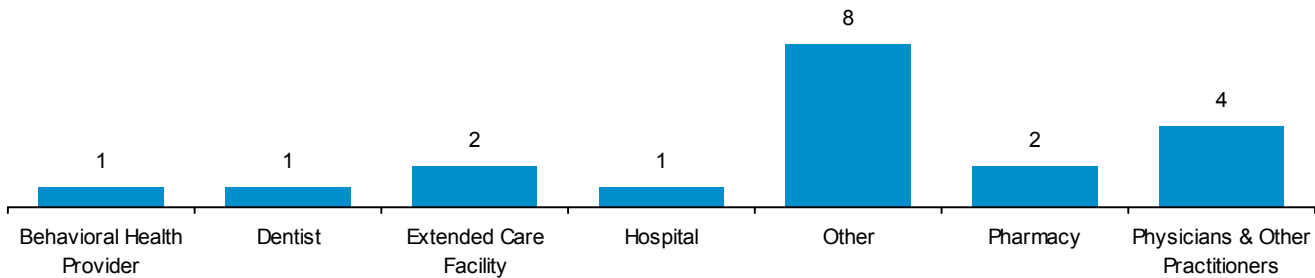
Provider Network is providers who are contracted to provide health care services by locations, programs, types, and specialties. Providers are being counted multiple times if they have multiple locations, programs, types, and/or specialties. The term "contracted" is defined as a provider that was enrolled with Oklahoma SoonerCare within the reporting period, it does not necessarily indicate participation.

**Provider Network Count**



1 Newly Enrolled Provider. The data is based on the new provider IDs added to the system during the reporting month. The effective date of the contract may or may not be in that month.

**Provider Network by Type**

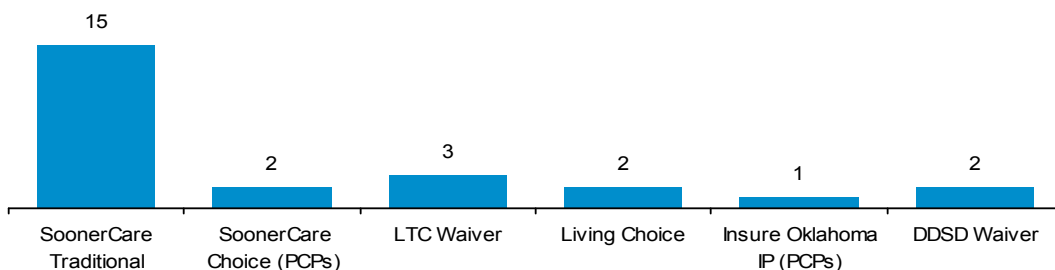


**Primary Care Provider (PCP) Capacities**

SoonerCare Program	Total Capacity	% of Capacity Used
SoonerCare Choice	700	37.71%
Insure Oklahoma IP	25	0.00%

Total Capacity represents the maximum number of members that PCPs request to have assigned within OHCA's limit. Panels on hold status are excluded from the capacity calculation.

**Provider Network by Program**



**Acronyms**

- DDSD - Developmental Disabilities Services Division
- DME - Durable Medical Equipment
- IP - Individual Plan
- I/T/U - Indian Health Service/Tribal/ Urban Indian
- LTC - Long-Term Care
- PCMH - Patient Centered Medical Home
- PCP - Primary Care Provider

# Provider Fast Facts by County

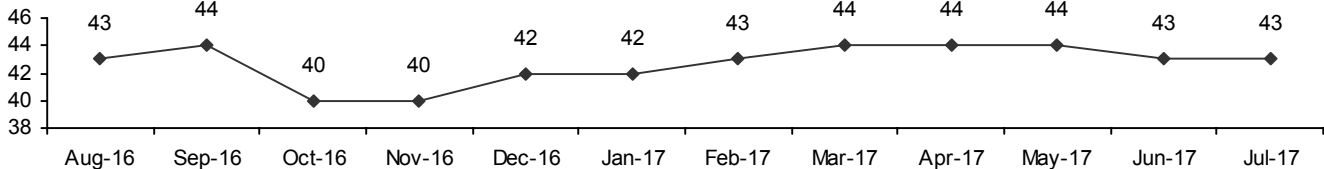
July 2017



## Woods County

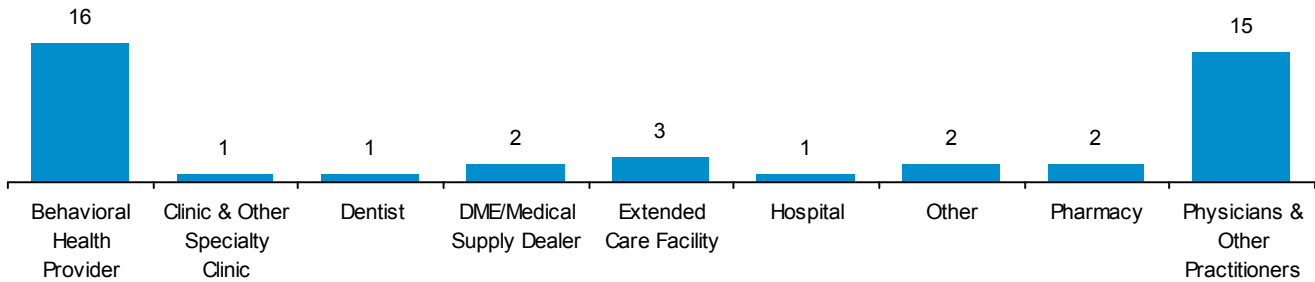
Provider Network is providers who are contracted to provide health care services by locations, programs, types, and specialties. Providers are being counted multiple times if they have multiple locations, programs, types, and/or specialties. The term "contracted" is defined as a provider that was enrolled with Oklahoma SoonerCare within the reporting period, it does not necessarily indicate participation.

**Provider Network Count**



1 Newly Enrolled Provider. The data is based on the new provider IDs added to the system during the reporting month. The effective date of the contract may or may not be in that month.

**Provider Network by Type**

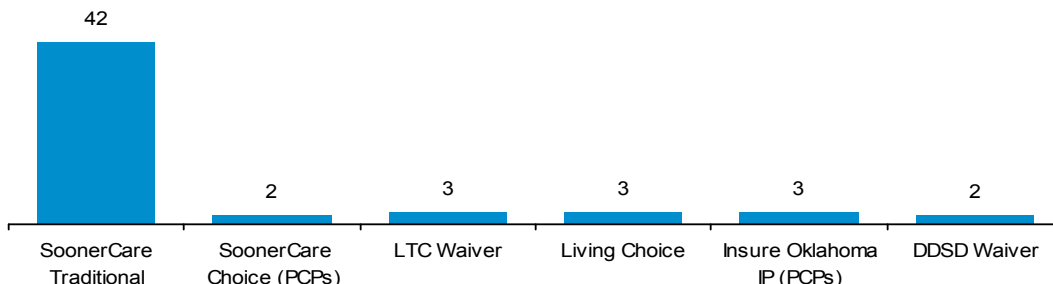


**Primary Care Provider (PCP) Capacities**

SoonerCare Program	Total Capacity	% of Capacity Used
SoonerCare Choice	700	34.71%
Insure Oklahoma IP	710	0.70%

Total Capacity represents the maximum number of members that PCPs request to have assigned within OHCA's limit. Panels on hold status are excluded from the capacity calculation.

**Provider Network by Program**



**Acronyms**

- DDSD - Developmental Disabilities Services Division
- DME - Durable Medical Equipment
- IP - Individual Plan
- I/T/U - Indian Health Service/Tribal/ Urban Indian
- LTC - Long-Term Care
- PCMH - Patient Centered Medical Home
- PCP - Primary Care Provider

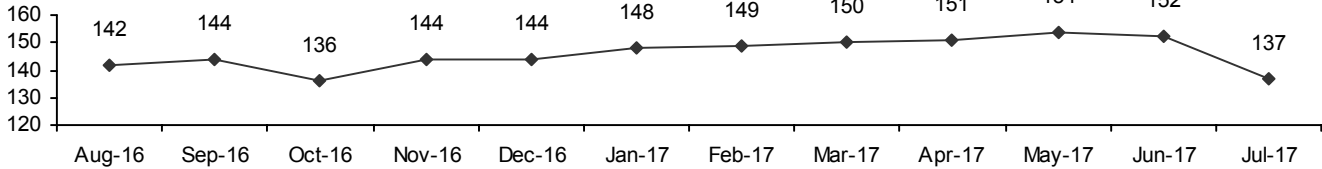
# Provider Fast Facts by County

July 2017

## Woodward County

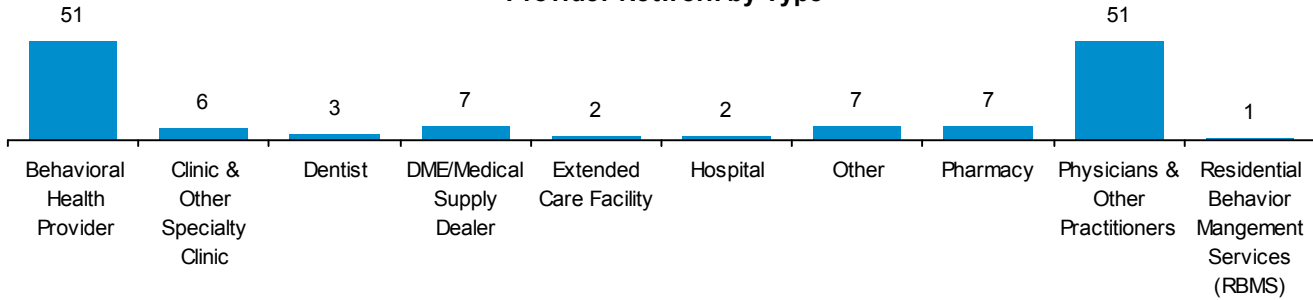
Provider Network is providers who are contracted to provide health care services by locations, programs, types, and specialties. Providers are being counted multiple times if they have multiple locations, programs, types, and/or specialties. The term "contracted" is defined as a provider that was enrolled with Oklahoma SoonerCare within the reporting period, it does not necessarily indicate participation.

**Provider Network Count**



1 Newly Enrolled Provider. The data is based on the new provider IDs added to the system during the reporting month. The effective date of the contract may or may not be in that month.

**Provider Network by Type**

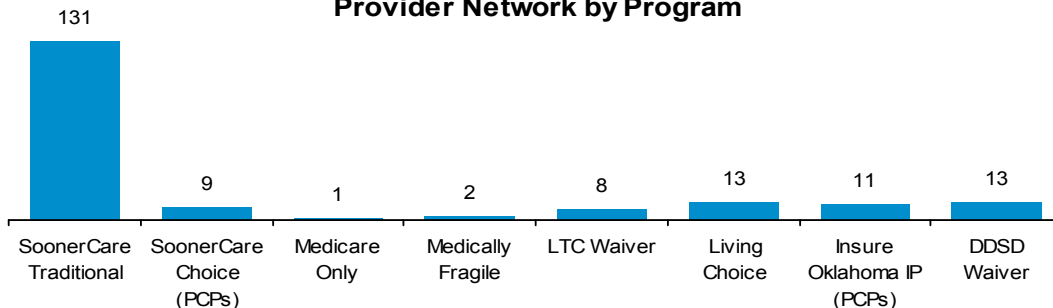


**Primary Care Provider (PCP) Capacities**

SoonerCare Program	Total Capacity	% of Capacity Used
SoonerCare Choice	4,850	58.47%
Insure Oklahoma IP	1,830	1.53%

Total Capacity represents the maximum number of members that PCPs request to have assigned within OHCA's limit. Panels on hold status are excluded from the capacity calculation.

**Provider Network by Program**



**Acronyms**

- DDSD - Developmental Disabilities Services Division
- DME - Durable Medical Equipment
- IP - Individual Plan
- I/T/U - Indian Health Service/Tribal/ Urban Indian
- LTC - Long-Term Care
- PCMH - Patient Centered Medical Home
- PCP - Primary Care Provider