

# SoonerCare Children Fast Facts

September 2017

Children age 18 and younger are the largest number of enrollees in the SoonerCare program, at approximately 65 percent. All children enrolled under the SoonerCare program can receive a vast array of treatment and services such as inpatient and outpatient hospital, dental, behavioral health, prescribed drugs, and child health services. For more information go to our website at [www.okhca.org](http://www.okhca.org).

## SoonerCare Children Breakdown

Qualifying Group	Enrollment by Age Group						
	Total	Under 1	1 - 2	3 - 5	6 - 9	10 - 14	15 - 18
Aged/Blind/Disabled (ABD)	16,408	130	569	1,507	3,544	5,972	4,686
Children in the Children/Parents Group	505,031	34,539	60,434	86,705	113,265	128,136	81,952
Other	104	0	0	0	3	3	98
TEFRA	638	3	45	145	167	184	94

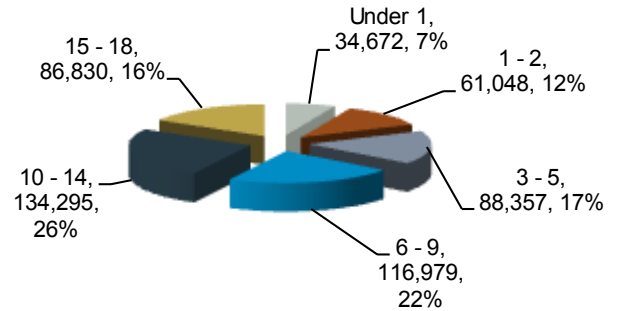
OTHER Group includes—Family Planning-Refugee-Qualified Medicare Beneficiary-SLMB-DDSD Supported Living and TB patients. For more information go to [www.okhca.org](http://www.okhca.org) under Individuals and Programs. Insure Oklahoma members are NOT included in the figures above.

**Total Child Enrollment 522,181 Males 266,104 Females 256,077**

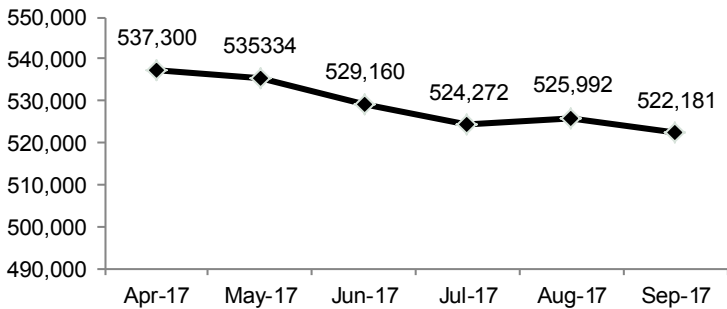
**Children with Long-Term Care - 5  
Children with Third Party Liability - 43,028  
Child Dual Enrollees - 24**

**SFY2018 Enrollment Year to Date 551,728**

## Age Breakdown of Child Enrollment



## Child Enrollment Trend

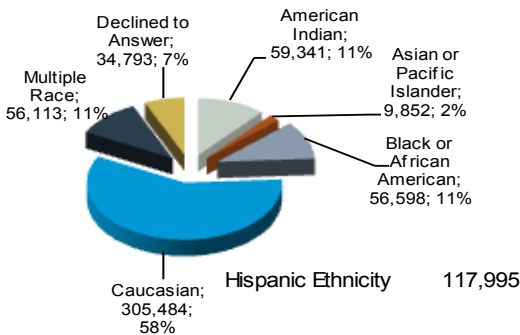


## Delivery System Breakdown of Child Enrollment

Program	Enrollment	Percent
SoonerCare Traditional (Fee-For-Service)	84,235	16.1%
SoonerCare Choice	437,946	83.9%

**Sep-17 Enrollment: 522,181 Sep-16 Enrollment: 523,262 Change in Enrollment: -1,081**

## Race Breakdown of Child Enrollment



Race is self-reported by members at the time of enrollment. The multiple race members have selected two or more races. Hispanic is an ethnicity not a race. Hispanics can be of any race and are accounted for in a race category above.

Top 10 Paid Child Services Categorized as:	Members Served (Unduplicated)	Claims Paid	Amount Paid
Prescribed Drugs Services	115,761	234,780	\$19,589,267.15
Physician Services	111,585	242,705	\$16,131,184.04
Behavioral Hlth Services - Child (BHSC) Svcs	35,506	161,086	\$12,870,461.05
Outpatient Services	32,150	36,869	\$9,464,826.31
Dental Services	42,793	187,717	\$8,373,978.59
Inpatient Services	1,138	1,407	\$7,807,274.93
Clinic Services	20,907	37,577	\$6,016,391.45
Psychiatric Services	946	3,486	\$5,023,776.35
Targeted Case Manager (TCM) Services	7,879	16,142	\$4,210,068.31
Eye Care and Exam Services	14,406	50,820	\$1,812,768.29
<b>All Paid Services in Reporting Month:</b>	<b>Members Served (Unduplicated)</b>	<b>Claims Paid</b>	<b>Amount Paid</b>
	506,387	2,129,107	\$152,752,456.90

For this report CHILD is defined as an individual age 18 and younger. This publication is authorized by the Oklahoma Health Care Authority in accordance with state and federal regulations. OHCA is in compliance with the Title VI and Title VII of the 1964 Civil Rights Act and the Rehabilitation Act of 1973. For additional copies, you can go online to OHCA's web site [www.okhca.org](http://www.okhca.org) under Research/Statistics and Data ([www.okhca.org/research/data](http://www.okhca.org/research/data)). The Oklahoma Health Care Authority does not discriminate on the basis of race, color, national origin, gender, religion, age or disability in employment or the provision of services. Data was compiled by Office of Data Governance & Analytics as of the report date and is subject to change.