

# American Indian Fast Facts

## October 2017

Validation Percent		Total American Indian Enrollment	Total Enrollment (includes Insure Oklahoma)	Percent of Total
Self Reported	41%	132,432	825,784	16%
Verified	58%			

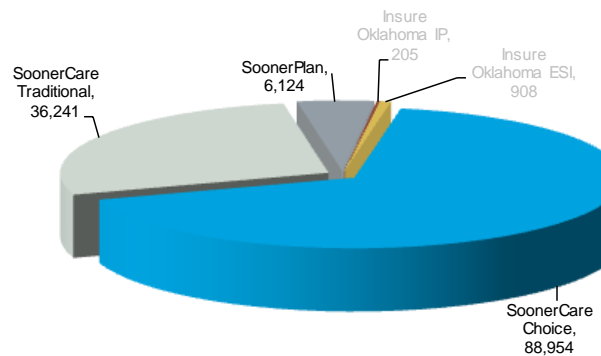
Total Enrollment is the number of members enrolled in SoonerCare and Insure Oklahoma. Excluding Insure Oklahoma, Total SoonerCare Enrollment is 806,267.

### American Indian Enrollment by Aid Category

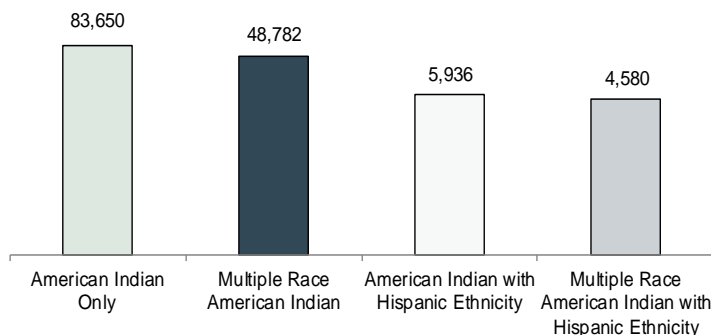
Qualifying Group	Enrollment	% of Total
Children/Parents	107,385	81.09%
Aged/Blind/Disabled	15,585	11.77%
Oklahoma Cares	49	0.04%
TEFRA	46	0.03%
OTHER	2,130	1.61%
SoonerPlan	6,124	4.62%
Insure Oklahoma Employer-Sponsored Insurance (ESI)	908	0.69%
Insure Oklahoma Individual Plan (IP)	205	0.15%

OTHER group includes—Child Custody-Refugee-Qualified Medicare Beneficiary-SLMB-DDSD Supported Living-Program of All Inclusive Care for the Elderly (PACE)-Soon to be Sooners (STBS) and TB patients. For more information go to [www.okhca.org](http://www.okhca.org) under Individuals then to Programs.

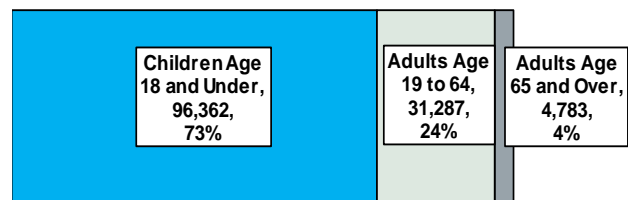
### American Indian Enrollment by Delivery System



### American Indian Race Breakdown



### Age Breakdown of American Indian Enrollment



### Gender Breakdown of American Indian Enrollment

Female	72,128
Male	60,304

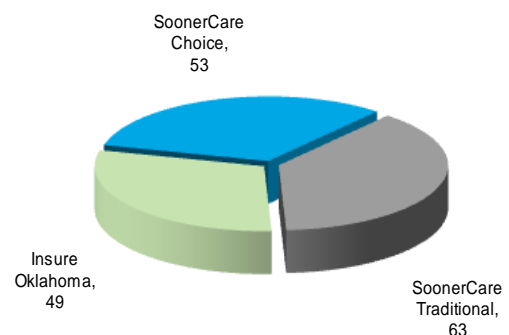
Race is self-reported by members at the time of enrollment. The multiple race members have selected two or more races. Hispanic is an ethnicity not a race.

## Indian Health Service/Tribal/Urban (I/T/U) Providers

I/T/U Clinics & Hospitals	
Clinics	53
Hospitals	10

I/T/U Providers Accepting Non-Indian Members 13

### I/T/U Providers by Program



# American Indian Fast Facts October 2017

