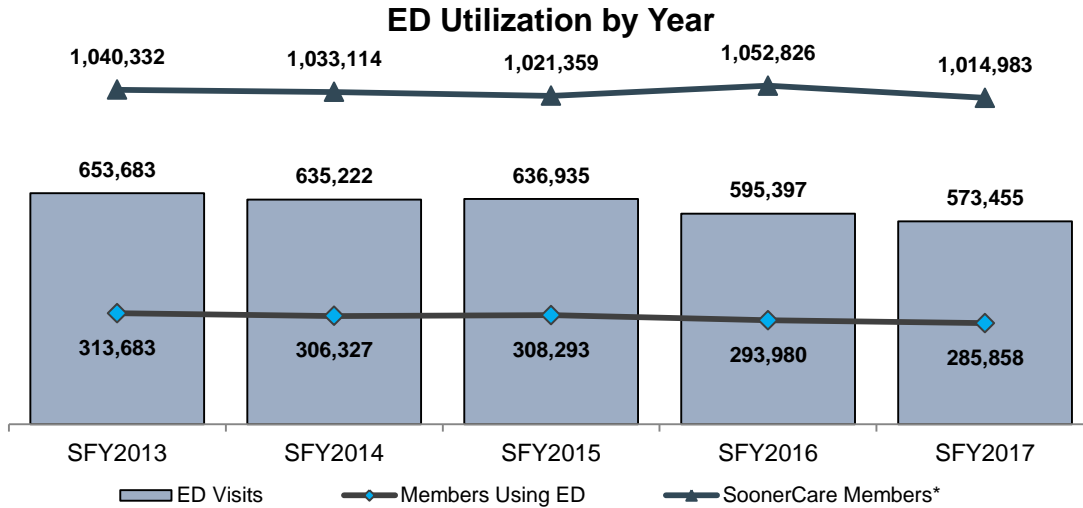


# Emergency Department Fast Facts

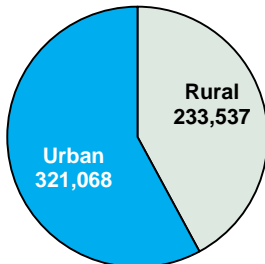
State Fiscal Year 2017

The Emergency Department (ED) Fast Facts provide a summary of SoonerCare ED visits. This summarizes facility and physician ED charges and overall ED utilization by SoonerCare members. Data is for paid claims incurred during the state fiscal year. Due to a change in methodology for the SFY2017 report, previous reports are not comparable.



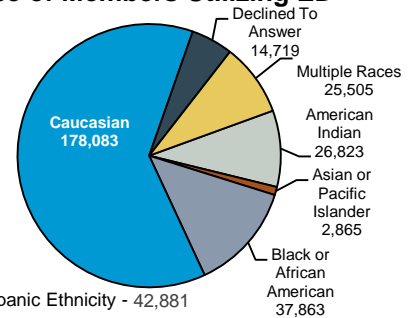
Data is reported based on the unduplicated count of facility claims. \*SoonerCare Members include Insure Oklahoma members. ^Not comparable to previous reports due to methodology change. Previous reports used paid date. Current report uses incurred date. Previous SFY values reran using incurred dates.

### ED Visits by Provider Location



Facility location based on count of billing provider. Urban counties include Canadian, Cleveland, Comanche, Creek, Logan, McClain, Oklahoma, Osage, Rogers, Tulsa, and Wagoner Counties. Out of state providers are not counted in the chart.

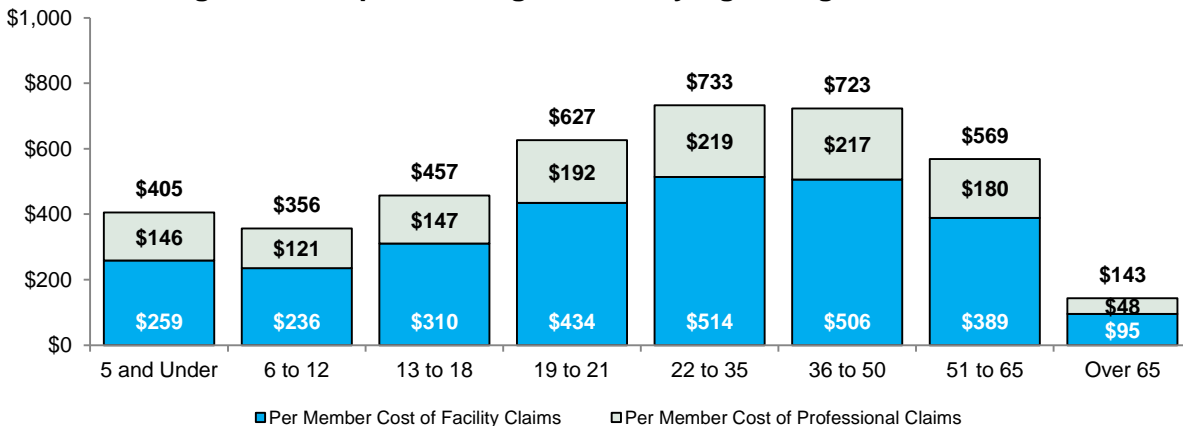
### Race of Members Utilizing ED



Race is self-reported by members at the time of enrollment. The multiple race members have select two or more races. Hispanic is an ethnicity, not a race. Hispanics can be of any race and are accounted for in a race category above.

Total Members Utilizing ED	
285,858 (28%)	
Adult	Child
109,975	175,883
Male	Female
118,876	166,982

### Average ED Cost per Utilizing Member by Age Range



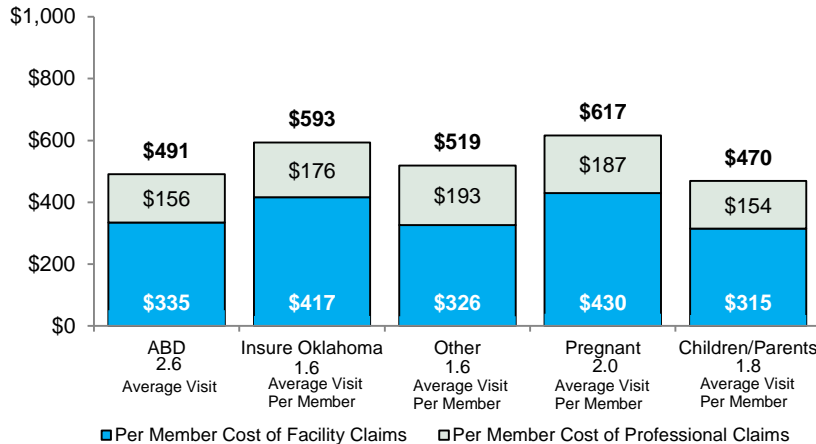
The Over 65 range contains a large percentage of members with both Medicaid and Medicare (SoonerCare Supplemental/Dual Enrollees) coverage. OHCA only pays the co-pay and deductible for SoonerCare Supplemental, which accounts for the relative decline in cost for members 65 and over.

# Emergency Department Fast Facts

## State Fiscal Year 2017



### Average ED Cost per Utilizing Member by Qualifying Group



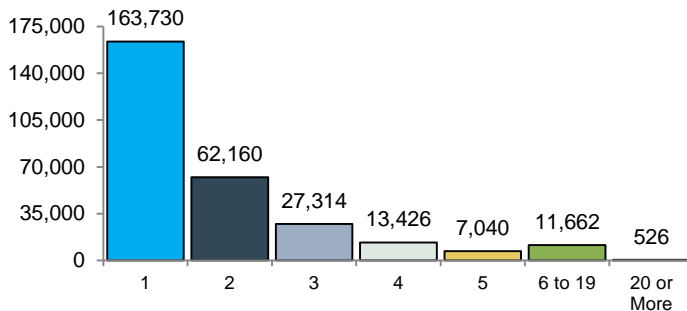
<b>Total ED Cost*</b>
\$136,083,126.93
<b>Average per Visit Cost</b>
\$476.05
<b>Average Visit per Utilizing Member</b>
2.01

The Total ED cost does not include ancillary services. The total ED cost with ancillary services was \$155,785,808.

In SFY2017 the method for determining ancillary services was updated to only report services incurred during the state fiscal year, and only the claims occurring on the date of the emergency visit. As a result, comparisons to previous years are not recommended.

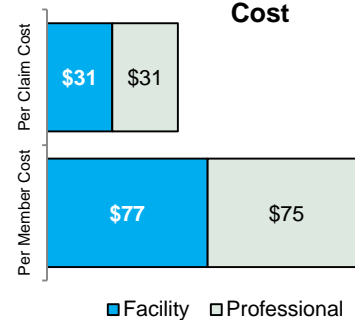
Groups are based on the member's aid category at the time of service. Pregnant includes full scope benefits and Soon-to-be-Sooners. ABD stands for Aged/Blind/Disabled. Children/Parents excludes pregnant categories. Remaining aid categories are grouped into "Other".

### Members by Number of ED Visits



The number of visits are based on the facility claims and grouped by the count of unique first dates of service for members.

### SoonerCare Supplemental\* Cost



\*SoonerCare Supplemental is a benefit plan for members enrolled in both Medicare and Medicaid (Dual Enrollees). SoonerCare Supplemental pays the Medicare coinsurance and deductible and provides medical benefits that supplement those services covered by Medicare.

Top 10 Diagnoses for Children		Number of Visits
Acute Upper Respiratory Infection, Unspecified		19,280
Fever, Unspecified		8,424
Acute Pharyngitis, Unspecified		7,554
Viral Infection, Unspecified		7,500
Urinary Tract Infection, Site Not Specified		4,377
Streptococcal Pharyngitis		4,358
Vomiting, Unspecified		4,287
Nausea With Vomiting, Unspecified		4,005
Unspecified Injury Of Head, Initial Encounter		3,931
Unspecified Asthma With (Acute) Exacerbation		3,930

Top 10 Diagnoses for Adults		Number of Visits
Urinary Tract Infection, Site Not Specified		7,263
Hest Pain, Unspecified		7,239
Other Chest Pain		7,182
Headache		4,755
Unspecified Abdominal Pain		4,628
Low Back Pain		4,412
Chronic Obstructive Pulmonary Disease With (Acute) Exacerbation		4,274
Acute Bronchitis, Unspecified		3,342
Nausea With Vomiting, Unspecified		3,200
Acute Upper Respiratory Infection, Unspecified		3,083