

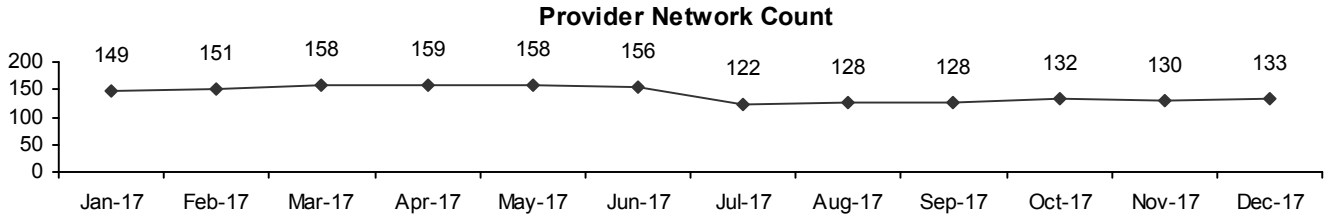
Provider Fast Facts by County

December 2017

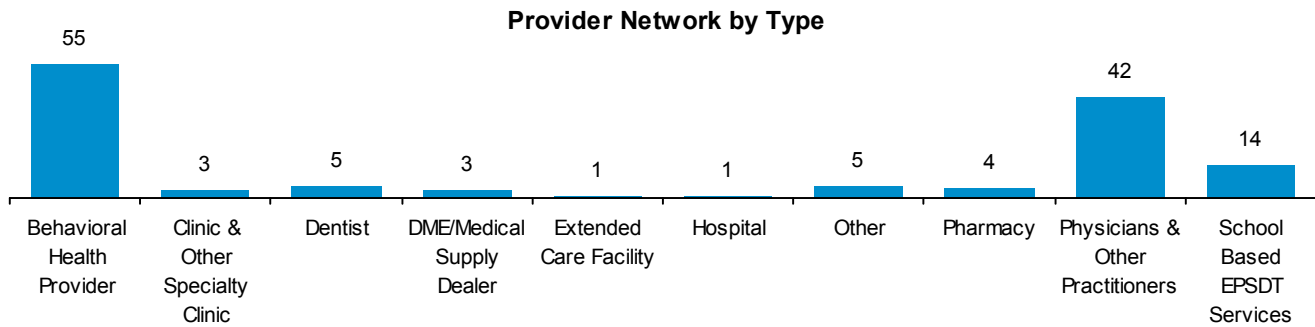
Adair County



Provider Network is providers who are contracted to provide health care services by locations, programs, types, and specialties. Providers are being counted multiple times if they have multiple locations, programs, types, and/or specialties. The term "contracted" is defined as a provider that was enrolled with Oklahoma SoonerCare within the reporting period, it does not necessarily indicate participation.



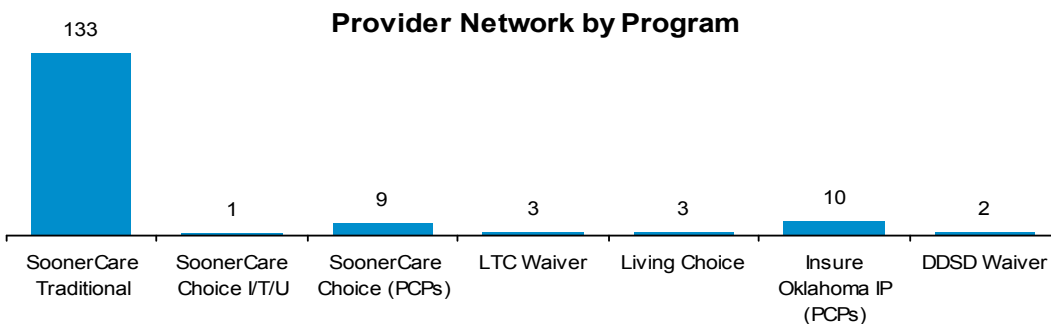
3 Newly Enrolled Provider. The data is based on the new provider IDs added to the system during the reporting month. The effective date of the contract may or may not be in that month.



Primary Care Provider (PCP) Capacities

SoonerCare Program	Total Capacity	% of Capacity Used
SoonerCare Choice	8,100	43.36%
SoonerCare Choice I/T/U	2,500	22.92%
Insure Oklahoma IP	2,915	1.13%

Total Capacity represents the maximum number of members that PCPs request to have assigned within OHCA's limit. Panels on hold status are excluded from the capacity calculation.



Acronyms

- DDSD - Developmental Disabilities Services Division
- DME - Durable Medical Equipment
- IP - Individual Plan
- I/T/U - Indian Health Service/Tribal/ Urban Indian
- LTC - Long-Term Care
- PCMH - Patient Centered Medical Home
- PCP - Primary Care Provider

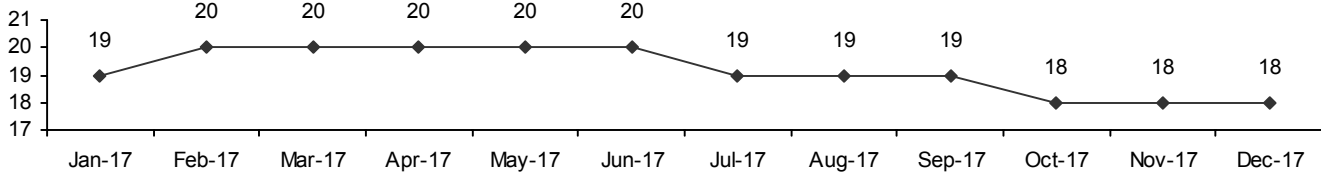
Provider Fast Facts by County

December 2017

Alfalfa County

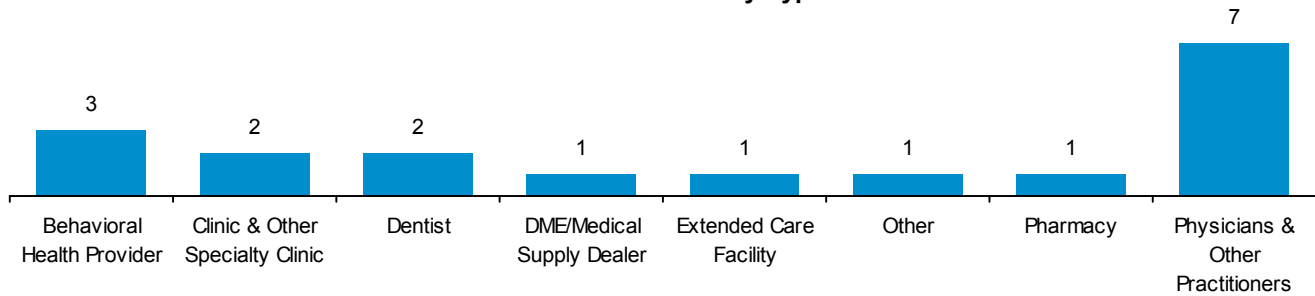
Provider Network is providers who are contracted to provide health care services by locations, programs, types, and specialties. Providers are being counted multiple times if they have multiple locations, programs, types, and/or specialties. The term "contracted" is defined as a provider that was enrolled with Oklahoma SoonerCare within the reporting period, it does not necessarily indicate participation.

Provider Network Count



0 Newly Enrolled Provider. The data is based on the new provider IDs added to the system during the reporting month. The effective date of the contract may or may not be in that month.

Provider Network by Type

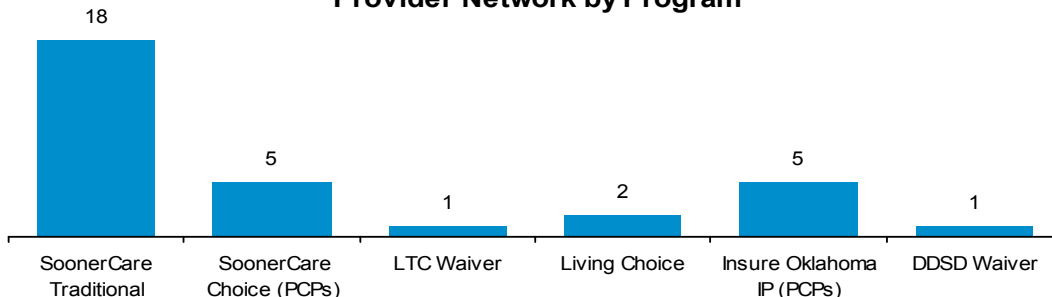


Primary Care Provider (PCP) Capacities

SoonerCare Program	Total Capacity	% of Capacity Used
SoonerCare Choice	2,750	25.64%
Insure Oklahoma IP	1,500	0.20%

Total Capacity represents the maximum number of members that PCPs request to have assigned within OHCA's limit. Panels on hold status are excluded from the capacity calculation.

Provider Network by Program



Acronyms

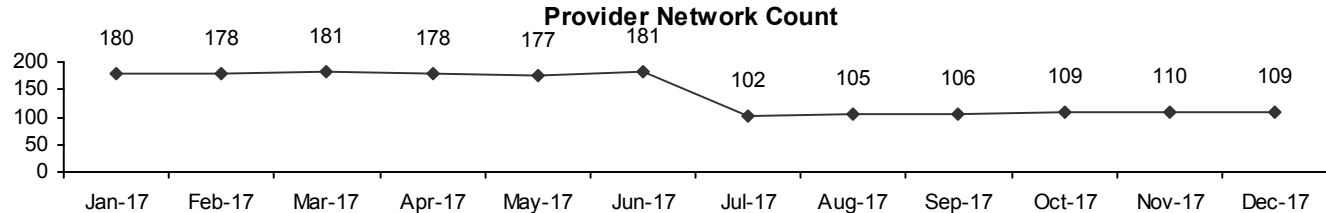
- DDSD - Developmental Disabilities Services Division
- DME - Durable Medical Equipment
- IP - Individual Plan
- I/T/U - Indian Health Service/Tribal/ Urban Indian
- LTC - Long-Term Care
- PCMH - Patient Centered Medical Home
- PCP - Primary Care Provider

Provider Fast Facts by County

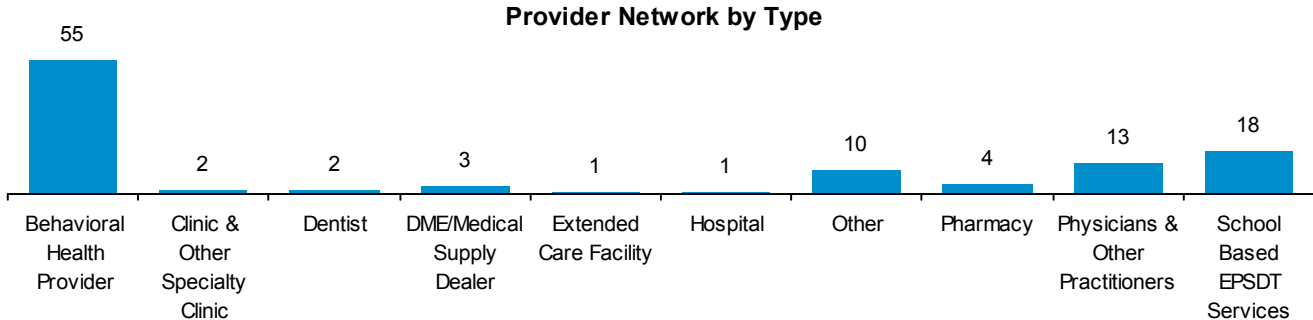
December 2017

Atoka County

Provider Network is providers who are contracted to provide health care services by locations, programs, types, and specialties. Providers are being counted multiple times if they have multiple locations, programs, types, and/or specialties. The term "contracted" is defined as a provider that was enrolled with Oklahoma SoonerCare within the reporting period, it does not necessarily indicate participation.



0 Newly Enrolled Provider. The data is based on the new provider IDs added to the system during the reporting month. The effective date of the contract may or may not be in that month.

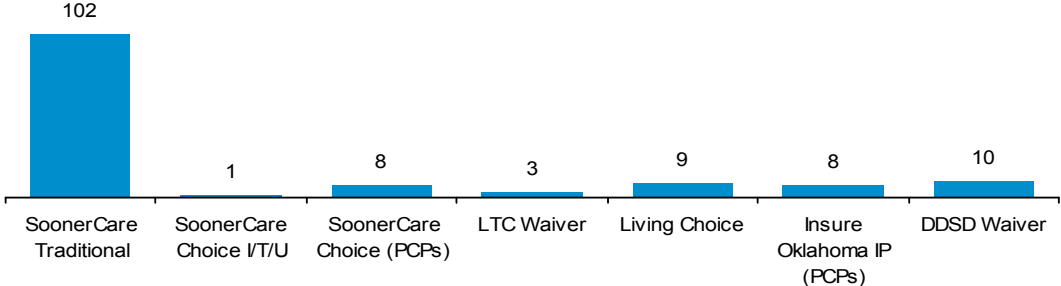


Primary Care Provider (PCP) Capacities

SoonerCare Program	Total Capacity	% of Capacity Used
SoonerCare Choice	11,750	10.71%
SoonerCare Choice I/T/U	1,000	6.20%
Insure Oklahoma IP	4,200	0.45%

Total Capacity represents the maximum number of members that PCPs request to have assigned within OHCA's limit. Panels on hold status are excluded from the capacity calculation.

Provider Network by Program



Acronyms

- DDSD - Developmental Disabilities Services Division
- DME - Durable Medical Equipment
- IP - Individual Plan
- I/T/U - Indian Health Service/Tribal/ Urban Indian
- LTC - Long-Term Care
- PCMH - Patient Centered Medical Home
- PCP - Primary Care Provider

Provider Fast Facts by County

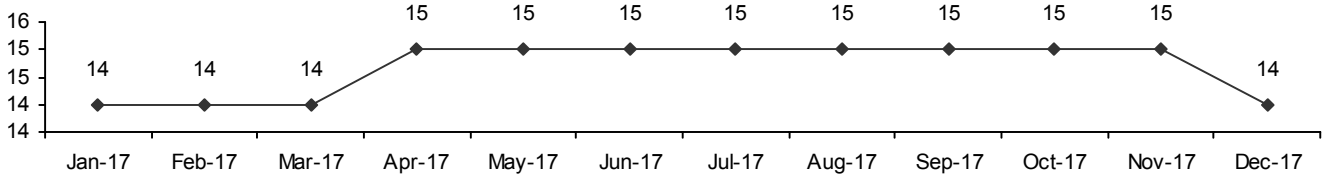
December 2017

Beaver County



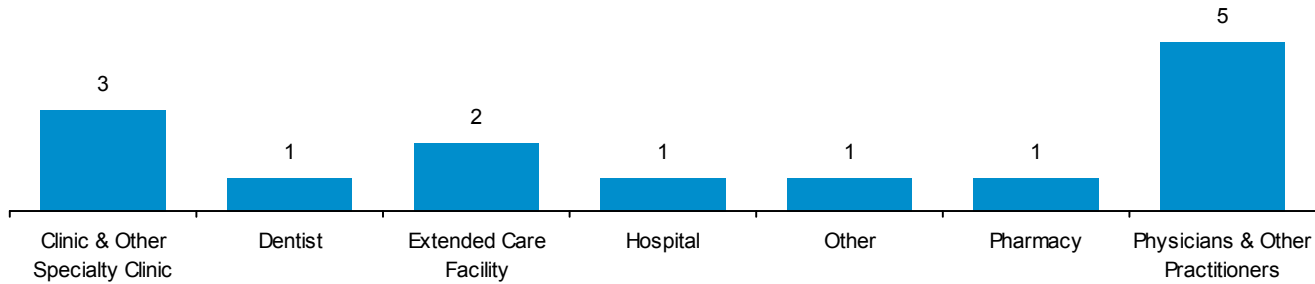
Provider Network is providers who are contracted to provide health care services by locations, programs, types, and specialties. Providers are being counted multiple times if they have multiple locations, programs, types, and/or specialties. The term "contracted" is defined as a provider that was enrolled with Oklahoma SoonerCare within the reporting period, it does not necessarily indicate participation.

Provider Network Count



0 Newly Enrolled Provider. The data is based on the new provider IDs added to the system during the reporting month. The effective date of the contract may or may not be in that month.

Provider Network by Type

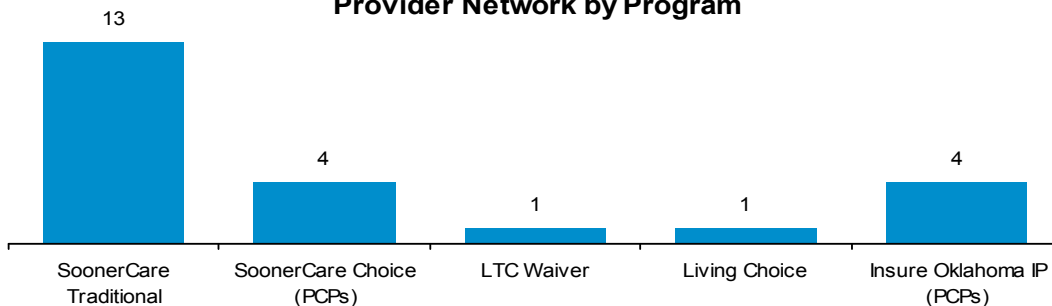


Primary Care Provider (PCP) Capacities

SoonerCare Program	Total Capacity	% of Capacity Used
SoonerCare Choice	1,450	25.66%
Insure Oklahoma IP	1,450	0.14%

Total Capacity represents the maximum number of members that PCPs request to have assigned within OHCA's limit. Panels on hold status are excluded from the capacity calculation.

Provider Network by Program



Acronyms

- DDSD - Developmental Disabilities Services Division
- DME - Durable Medical Equipment
- IP - Individual Plan
- I/T/U - Indian Health Service/Tribal/ Urban Indian
- LTC - Long-Term Care
- PCMH - Patient Centered Medical Home
- PCP - Primary Care Provider

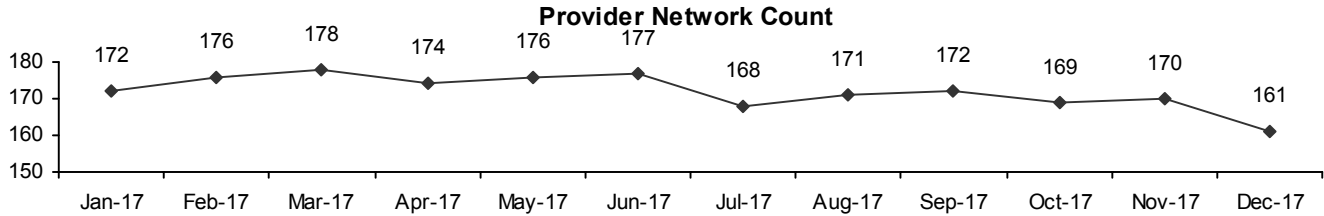
Provider Fast Facts by County

December 2017

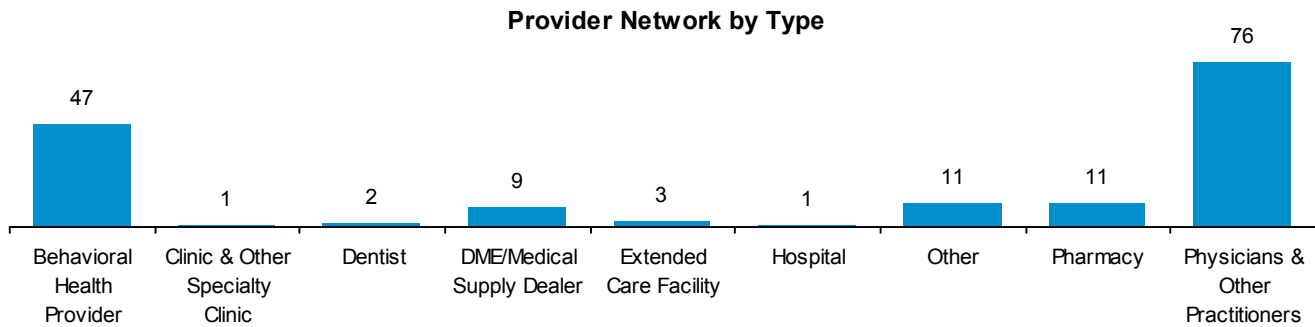


Beckham County

Provider Network is providers who are contracted to provide health care services by locations, programs, types, and specialties. Providers are being counted multiple times if they have multiple locations, programs, types, and/or specialties. The term "contracted" is defined as a provider that was enrolled with Oklahoma SoonerCare within the reporting period, it does not necessarily indicate participation.



0 Newly Enrolled Provider. The data is based on the new provider IDs added to the system during the reporting month. The effective date of the contract may or may not be in that month.

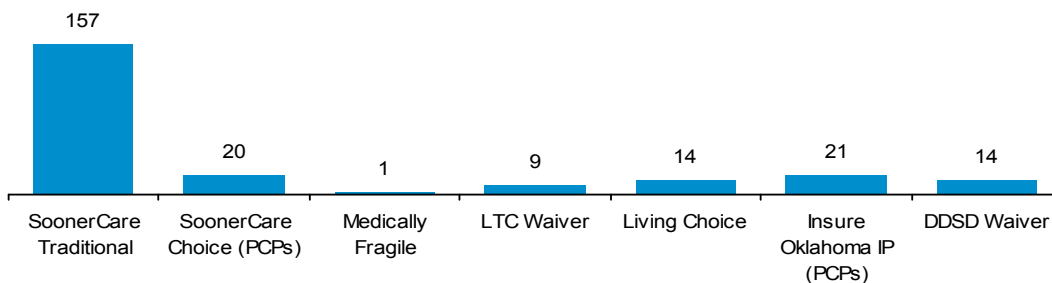


Primary Care Provider (PCP) Capacities

SoonerCare Program	Total Capacity	% of Capacity Used
SoonerCare Choice	10,150	39.37%
Insure Oklahoma IP	2,305	1.78%

Total Capacity represents the maximum number of members that PCPs request to have assigned within OHCA's limit. Panels on hold status are excluded from the capacity calculation.

Provider Network by Program



Acronyms

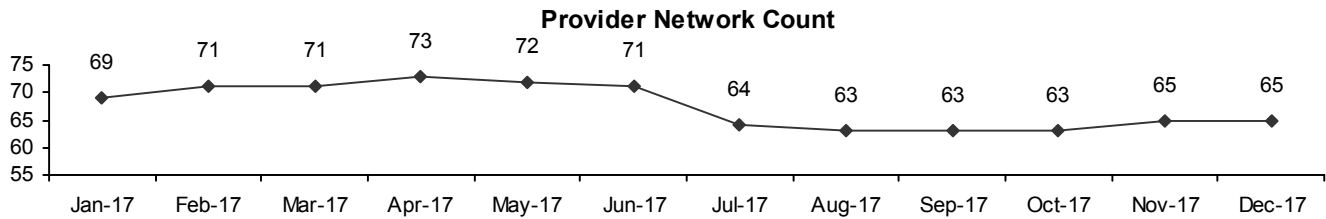
- DDSD - Developmental Disabilities Services Division
- DME - Durable Medical Equipment
- IP - Individual Plan
- I/T/U - Indian Health Service/Tribal/ Urban Indian
- LTC - Long-Term Care
- PCMH - Patient Centered Medical Home
- PCP - Primary Care Provider

Provider Fast Facts by County

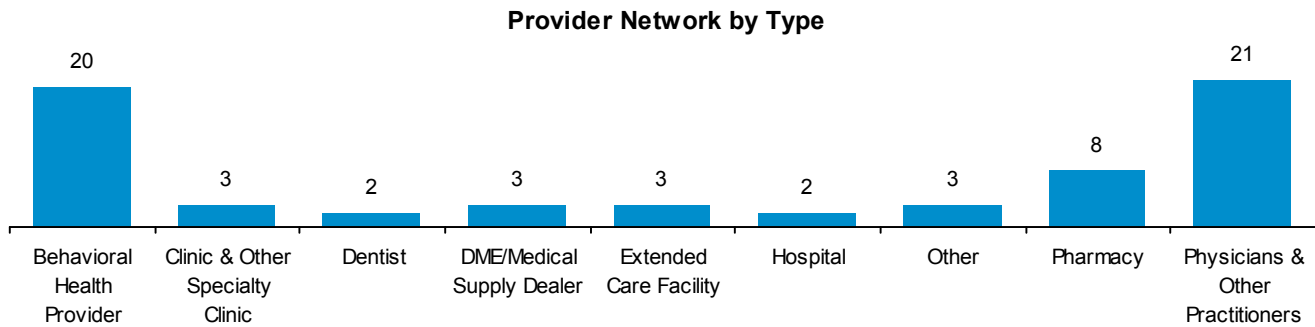
December 2017

Blaine County

Provider Network is providers who are contracted to provide health care services by locations, programs, types, and specialties. Providers are being counted multiple times if they have multiple locations, programs, types, and/or specialties. The term "contracted" is defined as a provider that was enrolled with Oklahoma SoonerCare within the reporting period, it does not necessarily indicate participation.



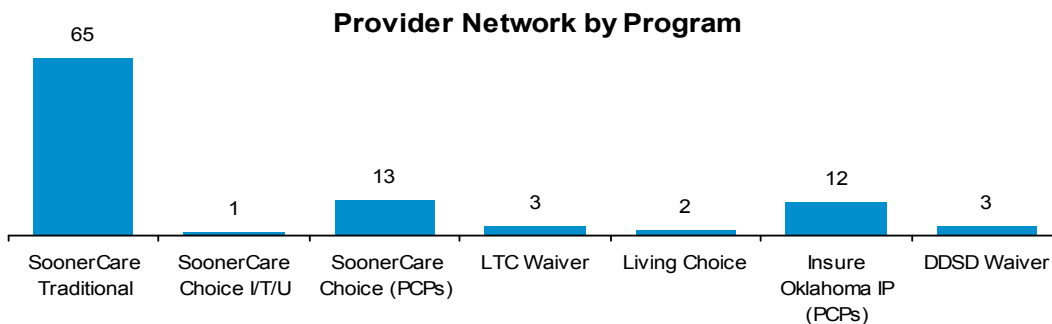
1 Newly Enrolled Provider. The data is based on the new provider IDs added to the system during the reporting month. The effective date of the contract may or may not be in that month.



Primary Care Provider (PCP) Capacities

SoonerCare Program	Total Capacity	% of Capacity Used
SoonerCare Choice	7,250	20.30%
SoonerCare Choice I/T/U	2,500	0.64%
Insure Oklahoma IP	2,450	0.65%

Total Capacity represents the maximum number of members that PCPs request to have assigned within OHCA's limit. Panels on hold status are excluded from the capacity calculation.



Acronyms

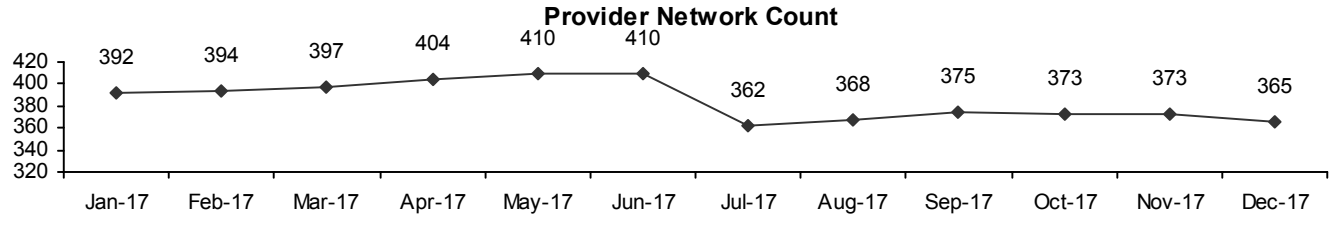
- DDSD - Developmental Disabilities Services Division
- DME - Durable Medical Equipment
- IP - Individual Plan
- I/T/U - Indian Health Service/Tribal/ Urban Indian
- LTC - Long-Term Care
- PCMH - Patient Centered Medical Home
- PCP - Primary Care Provider

Provider Fast Facts by County

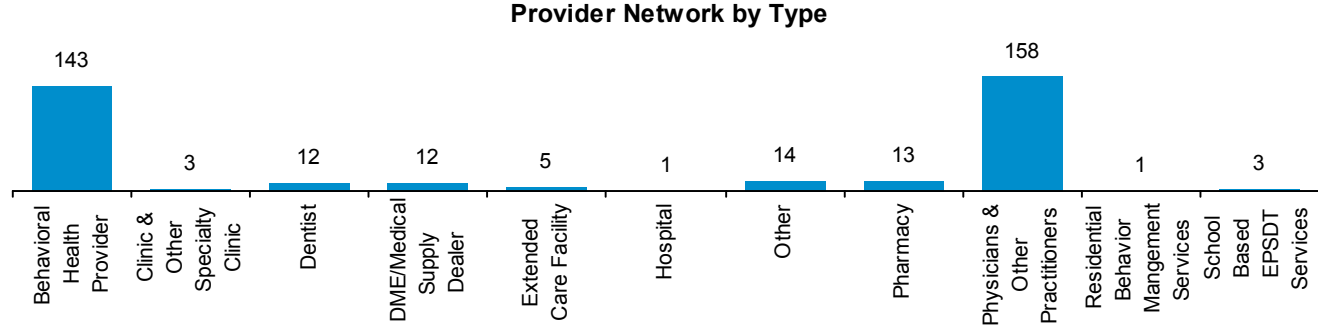
December 2017

Bryan County

Provider Network is providers who are contracted to provide health care services by locations, programs, types, and specialties. Providers are being counted multiple times if they have multiple locations, programs, types, and/or specialties. The term "contracted" is defined as a provider that was enrolled with Oklahoma SoonerCare within the reporting period, it does not necessarily indicate participation.



5 Newly Enrolled Provider. The data is based on the new provider IDs added to the system during the reporting month. The effective date of the contract may or may not be in that month.

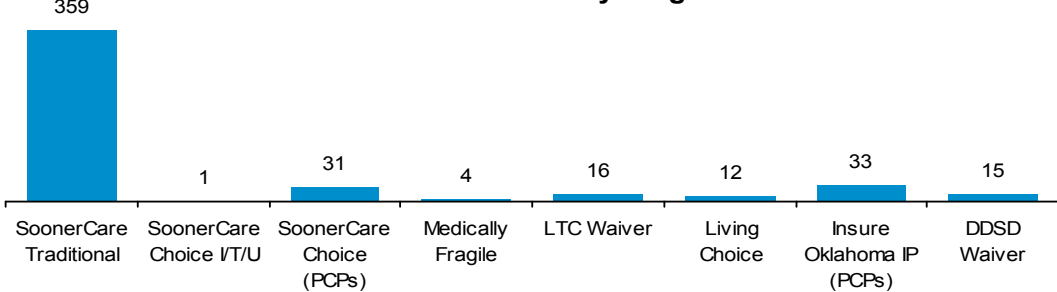


Primary Care Provider (PCP) Capacities

SoonerCare Program	Total Capacity	% of Capacity Used
SoonerCare Choice	26,775	31.19%
SoonerCare Choice I/T/U	2,500	18.40%
Insure Oklahoma IP	10,625	0.79%

Total Capacity represents the maximum number of members that PCPs request to have assigned within OHCA's limit. Panels on hold status are excluded from the capacity calculation.

Provider Network by Program



Acronyms

- DDSD - Developmental Disabilities Services Division
- DME - Durable Medical Equipment
- IP - Individual Plan
- I/T/U - Indian Health Service/Tribal/ Urban Indian
- LTC - Long-Term Care
- PCMH - Patient Centered Medical Home
- PCP - Primary Care Provider

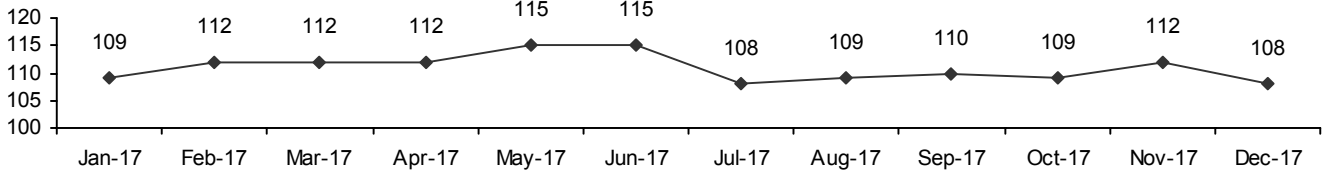
Provider Fast Facts by County

December 2017

Caddo County

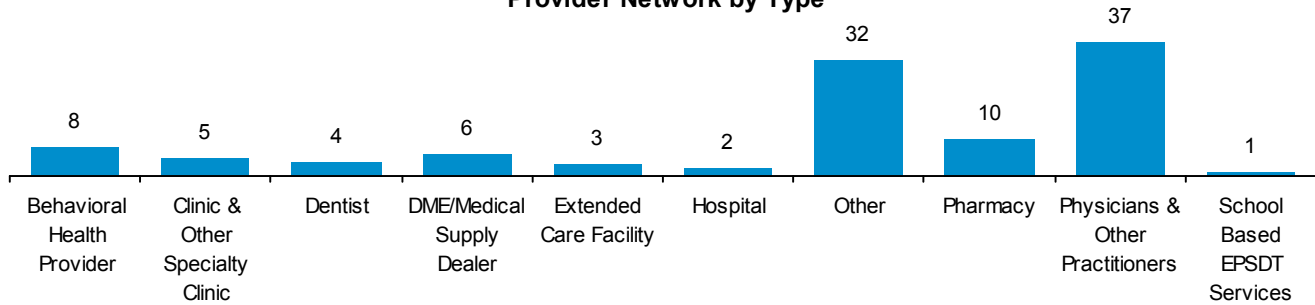
Provider Network is providers who are contracted to provide health care services by locations, programs, types, and specialties. Providers are being counted multiple times if they have multiple locations, programs, types, and/or specialties. The term "contracted" is defined as a provider that was enrolled with Oklahoma SoonerCare within the reporting period, it does not necessarily indicate participation.

Provider Network Count



2 Newly Enrolled Provider. The data is based on the new provider IDs added to the system during the reporting month. The effective date of the contract may or may not be in that month.

Provider Network by Type

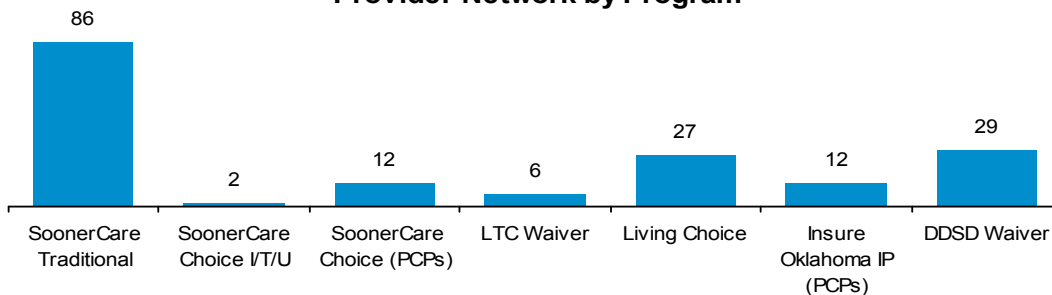


Primary Care Provider (PCP) Capacities

SoonerCare Program	Total Capacity	% of Capacity Used
SoonerCare Choice	9,620	21.08%
SoonerCare Choice I/T/U	3,000	17.87%
Insure Oklahoma IP	4,625	0.41%

Total Capacity represents the maximum number of members that PCPs request to have assigned within OHCA's limit. Panels on hold status are excluded from the capacity calculation.

Provider Network by Program



Acronyms

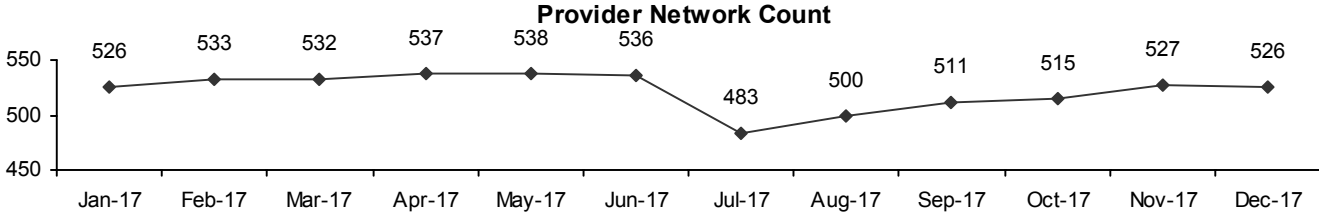
- DDSD - Developmental Disabilities Services Division
- DME - Durable Medical Equipment
- IP - Individual Plan
- I/T/U - Indian Health Service/Tribal/ Urban Indian
- LTC - Long-Term Care
- PCMH - Patient Centered Medical Home
- PCP - Primary Care Provider

Provider Fast Facts by County

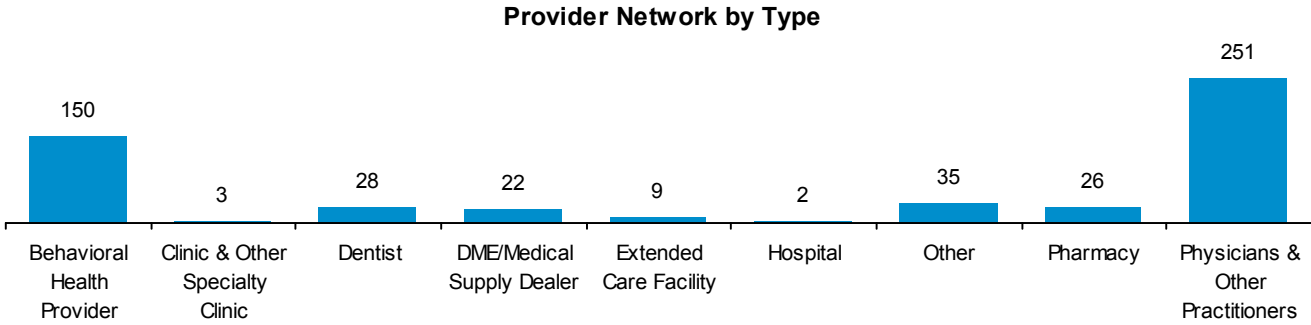
December 2017

Canadian County

Provider Network is providers who are contracted to provide health care services by locations, programs, types, and specialties. Providers are being counted multiple times if they have multiple locations, programs, types, and/or specialties. The term "contracted" is defined as a provider that was enrolled with Oklahoma SoonerCare within the reporting period, it does not necessarily indicate participation.



9 Newly Enrolled Provider. The data is based on the new provider IDs added to the system during the reporting month. The effective date of the contract may or may not be in that month.

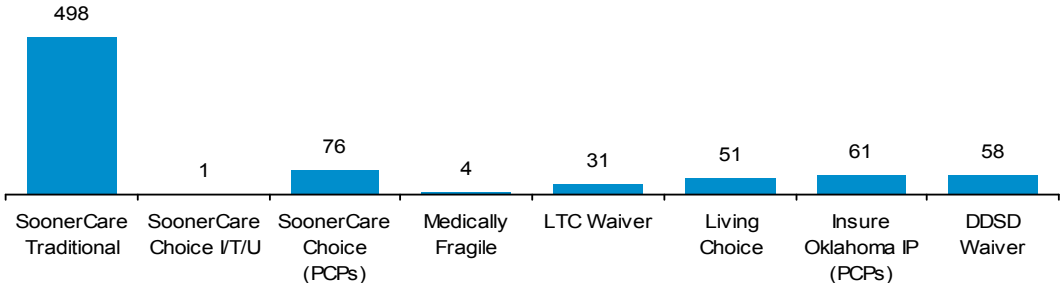


Primary Care Provider (PCP) Capacities

SoonerCare Program	Total Capacity	% of Capacity Used
SoonerCare Choice	25,750	46.55%
SoonerCare Choice I/T/U	2,500	3.60%
Insure Oklahoma IP	9,300	1.12%

Total Capacity represents the maximum number of members that PCPs request to have assigned within OHCA's limit. Panels on hold status are excluded from the capacity calculation.

Provider Network by Program



Acronyms

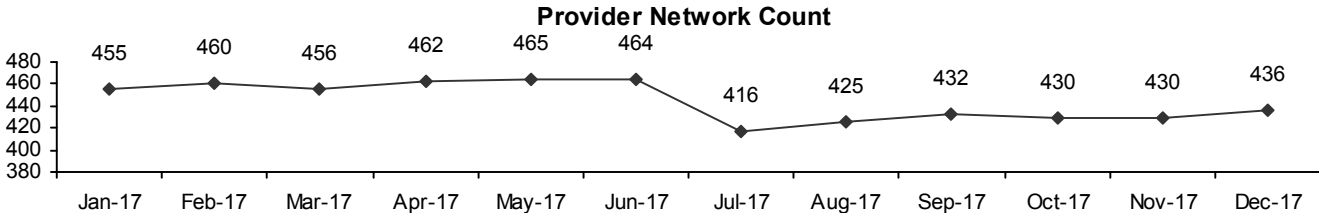
- DDSD - Developmental Disabilities Services Division
- DME - Durable Medical Equipment
- IP - Individual Plan
- I/T/U - Indian Health Service/Tribal/ Urban Indian
- LTC - Long-Term Care
- PCMH - Patient Centered Medical Home
- PCP - Primary Care Provider

Provider Fast Facts by County

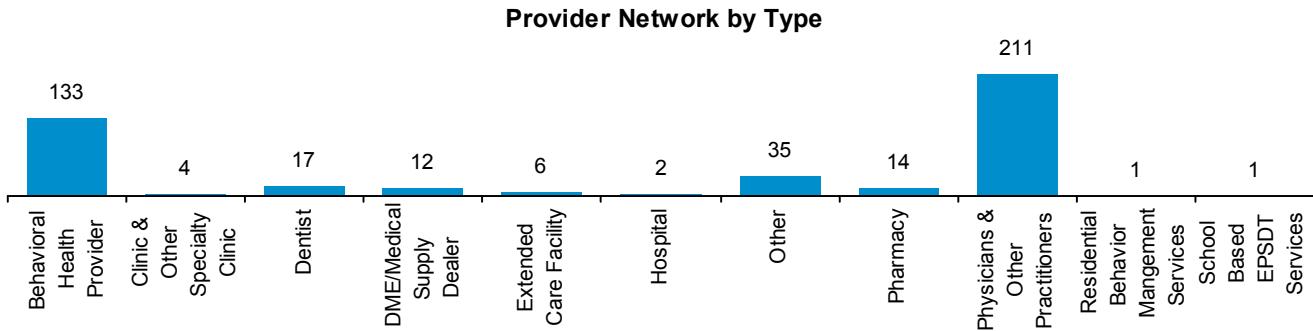
December 2017

Carter County

Provider Network is providers who are contracted to provide health care services by locations, programs, types, and specialties. Providers are being counted multiple times if they have multiple locations, programs, types, and/or specialties. The term "contracted" is defined as a provider that was enrolled with Oklahoma SoonerCare within the reporting period, it does not necessarily indicate participation.



10 Newly Enrolled Provider. The data is based on the new provider IDs added to the system during the reporting month. The effective date of the contract may or may not be in that month.

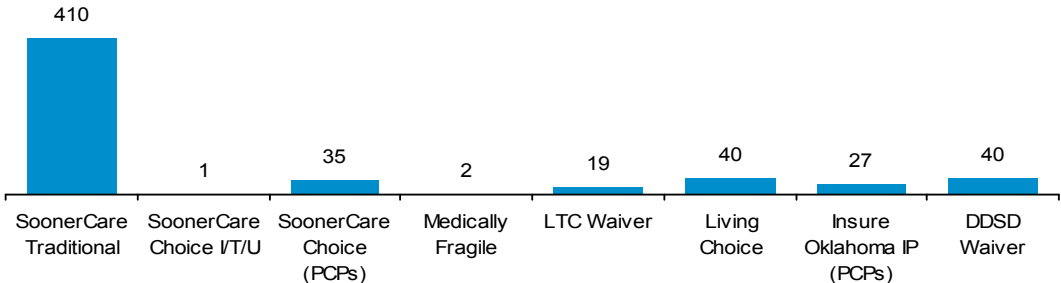


Primary Care Provider (PCP) Capacities

SoonerCare Program	Total Capacity	% of Capacity Used
SoonerCare Choice	22,300	42.18%
SoonerCare Choice I/T/U	500	45.20%
Insure Oklahoma IP	5,820	0.93%

Total Capacity represents the maximum number of members that PCPs request to have assigned within OHCA's limit. Panels on hold status are excluded from the capacity calculation.

Provider Network by Program



Acronyms

- DDSD - Developmental Disabilities Services Division
- DME - Durable Medical Equipment
- IP - Individual Plan
- I/T/U - Indian Health Service/Tribal/ Urban Indian
- LTC - Long-Term Care
- PCMH - Patient Centered Medical Home
- PCP - Primary Care Provider

Provider Fast Facts by County

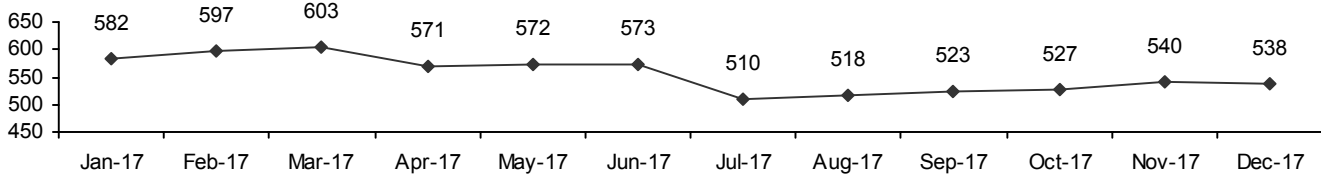
December 2017



Cherokee County

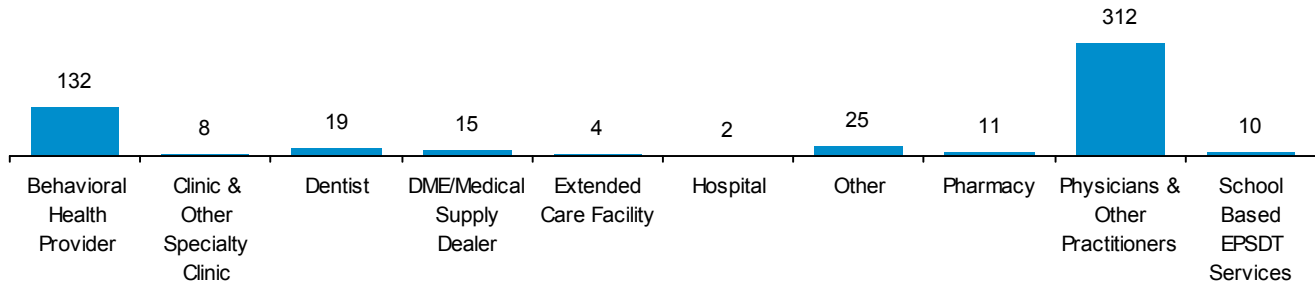
Provider Network is providers who are contracted to provide health care services by locations, programs, types, and specialties. Providers are being counted multiple times if they have multiple locations, programs, types, and/or specialties. The term "contracted" is defined as a provider that was enrolled with Oklahoma SoonerCare within the reporting period, it does not necessarily indicate participation.

Provider Network Count



13 Newly Enrolled Provider. The data is based on the new provider IDs added to the system during the reporting month. The effective date of the contract may or may not be in that month.

Provider Network by Type

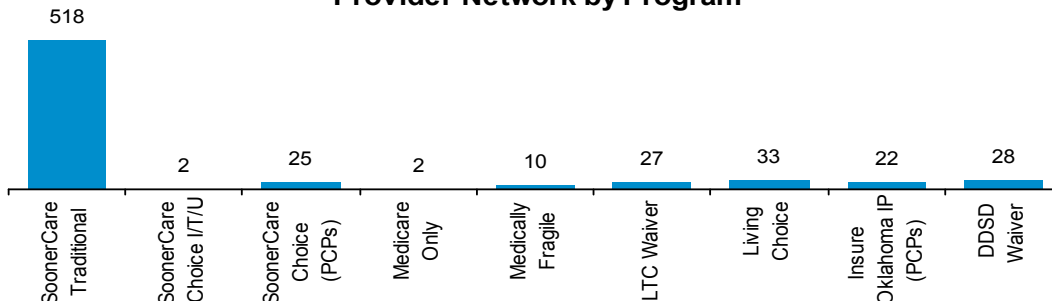


Primary Care Provider (PCP) Capacities

SoonerCare Program	Total Capacity	% of Capacity Used
SoonerCare Choice	17,400	40.07%
SoonerCare Choice I/T/U	2,000	67.25%
Insure Oklahoma IP	12,000	0.35%

Total Capacity represents the maximum number of members that PCPs request to have assigned within OHCA's limit. Panels on hold status are excluded from the capacity calculation.

Provider Network by Program



Acronyms

- DDSD - Developmental Disabilities Services Division
- DME - Durable Medical Equipment
- IP - Individual Plan
- I/T/U - Indian Health Service/Tribal/ Urban Indian
- LTC - Long-Term Care
- PCMH - Patient Centered Medical Home
- PCP - Primary Care Provider

Provider Fast Facts by County

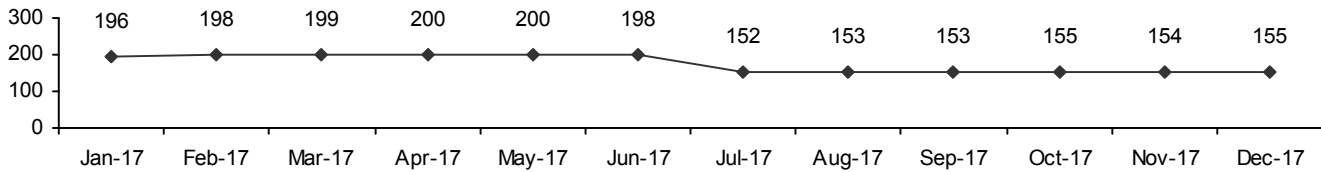
December 2017



Choctaw County

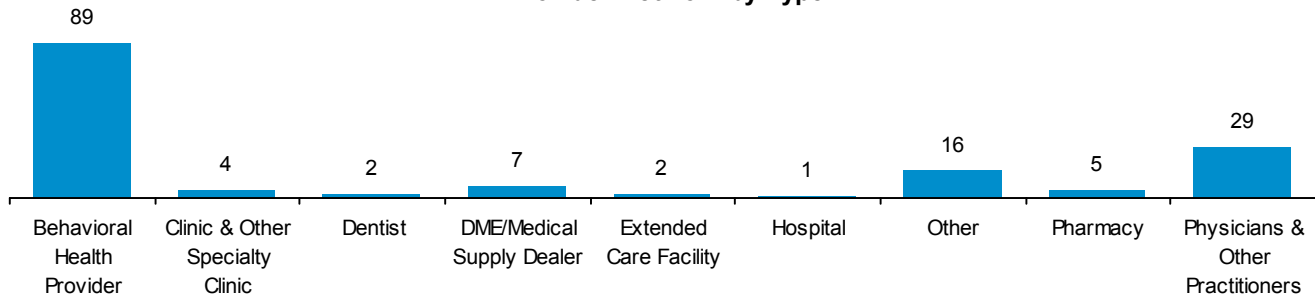
Provider Network is providers who are contracted to provide health care services by locations, programs, types, and specialties. Providers are being counted multiple times if they have multiple locations, programs, types, and/or specialties. The term "contracted" is defined as a provider that was enrolled with Oklahoma SoonerCare within the reporting period, it does not necessarily indicate participation.

Provider Network Count



1 Newly Enrolled Provider. The data is based on the new provider IDs added to the system during the reporting month. The effective date of the contract may or may not be in that month.

Provider Network by Type

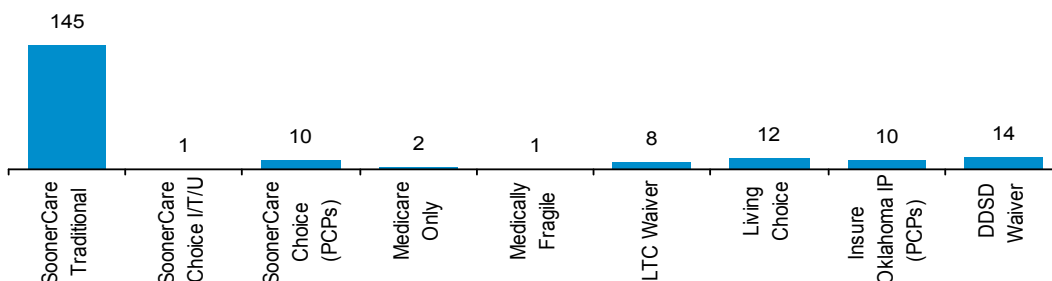


Primary Care Provider (PCP) Capacities

SoonerCare Program	Total Capacity	% of Capacity Used
SoonerCare Choice	16,100	15.02%
SoonerCare Choice I/T/U	1,250	5.68%
Insure Oklahoma IP	6,450	0.36%

Total Capacity represents the maximum number of members that PCPs request to have assigned within OHCA's limit. Panels on hold status are excluded from the capacity calculation.

Provider Network by Program



Acronyms

- DDSD - Developmental Disabilities Services Division
- DME - Durable Medical Equipment
- IP - Individual Plan
- I/T/U - Indian Health Service/Tribal/ Urban Indian
- LTC - Long-Term Care
- PCMH - Patient Centered Medical Home
- PCP - Primary Care Provider

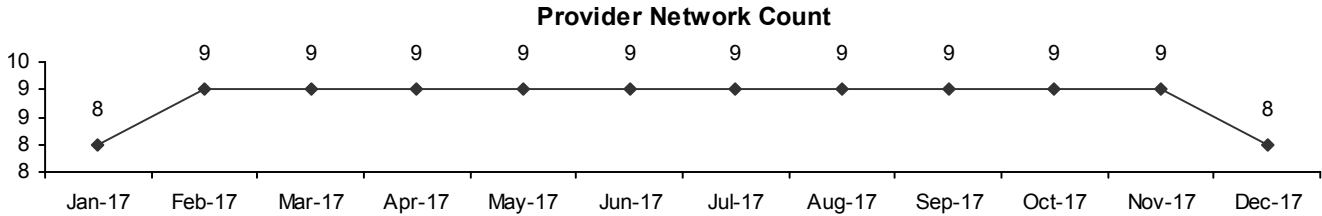
Provider Fast Facts by County

December 2017

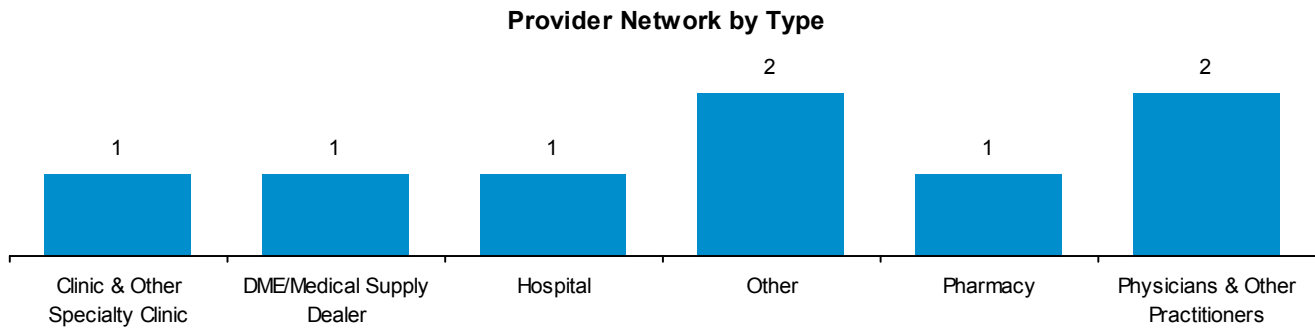


Cimarron County

Provider Network is providers who are contracted to provide health care services by locations, programs, types, and specialties. Providers are being counted multiple times if they have multiple locations, programs, types, and/or specialties. The term "contracted" is defined as a provider that was enrolled with Oklahoma SoonerCare within the reporting period, it does not necessarily indicate participation.



0 Newly Enrolled Provider. The data is based on the new provider IDs added to the system during the reporting month. The effective date of the contract may or may not be in that month.

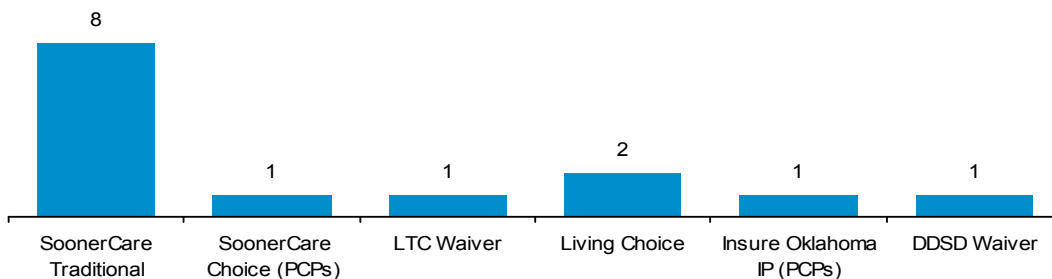


Primary Care Provider (PCP) Capacities

SoonerCare Program	Total Capacity	% of Capacity Used
SoonerCare Choice	2,500	11.40%
Insure Oklahoma IP	200	1.50%

Total Capacity represents the maximum number of members that PCPs request to have assigned within OHCA's limit. Panels on hold status are excluded from the capacity calculation.

Provider Network by Program



Acronyms

- DDSD - Developmental Disabilities Services Division
- DME - Durable Medical Equipment
- IP - Individual Plan
- I/T/U - Indian Health Service/Tribal/ Urban Indian
- LTC - Long-Term Care
- PCMH - Patient Centered Medical Home
- PCP - Primary Care Provider

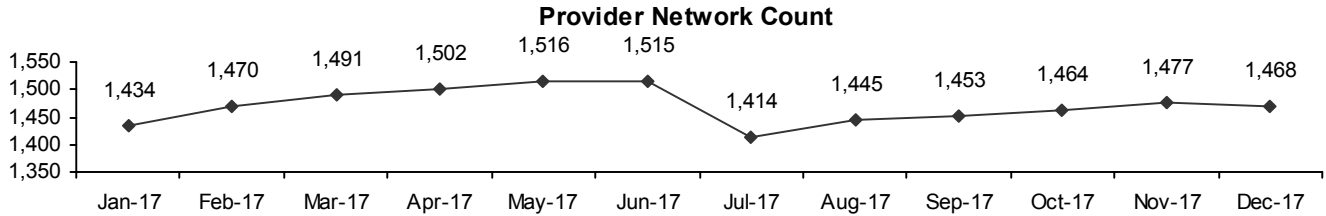
Provider Fast Facts by County

December 2017

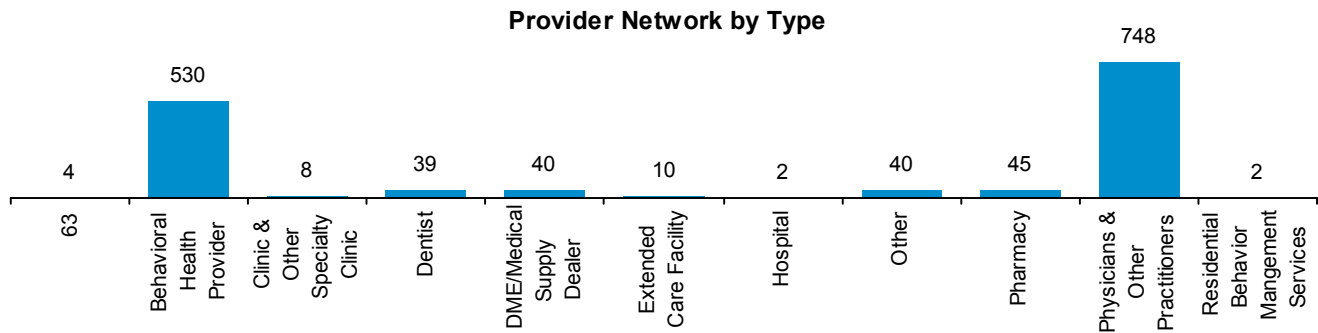
Cleveland County



Provider Network is providers who are contracted to provide health care services by locations, programs, types, and specialties. Providers are being counted multiple times if they have multiple locations, programs, types, and/or specialties. The term "contracted" is defined as a provider that was enrolled with Oklahoma SoonerCare within the reporting period, it does not necessarily indicate participation.



17 Newly Enrolled Provider. The data is based on the new provider IDs added to the system during the reporting month. The effective date of the contract may or may not be in that month.

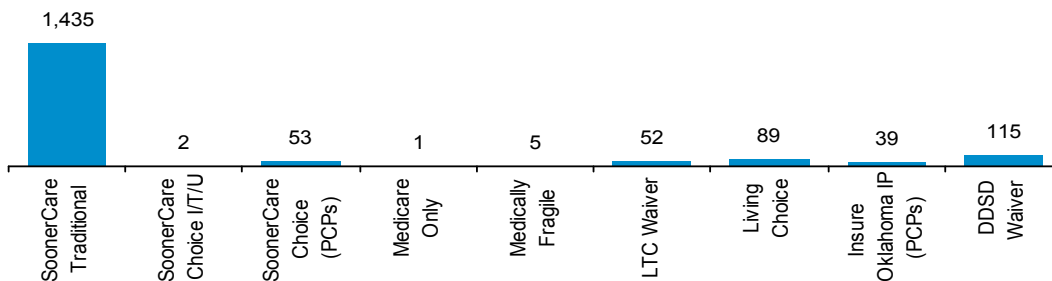


Primary Care Provider (PCP) Capacities

SoonerCare Program	Total Capacity	% of Capacity Used
SoonerCare Choice	36,540	51.92%
SoonerCare Choice I/T/U	3,500	12.43%
Insure Oklahoma IP	6,458	2.71%

Total Capacity represents the maximum number of members that PCPs request to have assigned within OHCA's limit. Panels on hold status are excluded from the capacity calculation.

Provider Network by Program



Acronyms

- DDSD - Developmental Disabilities Services Division
- DME - Durable Medical Equipment
- IP - Individual Plan
- I/T/U - Indian Health Service/Tribal/ Urban Indian
- LTC - Long-Term Care
- PCMH - Patient Centered Medical Home
- PCP - Primary Care Provider

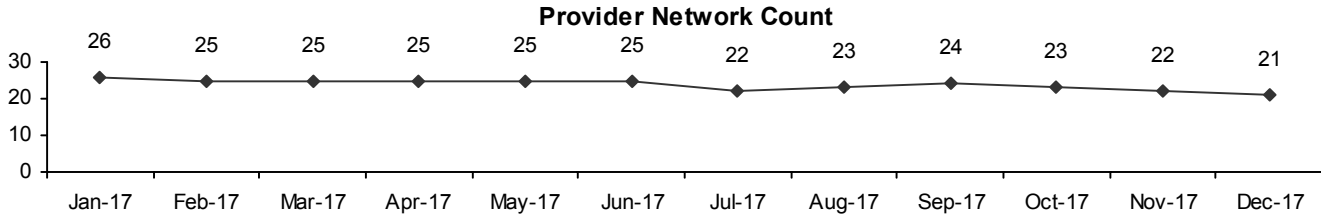
Provider Fast Facts by County

December 2017

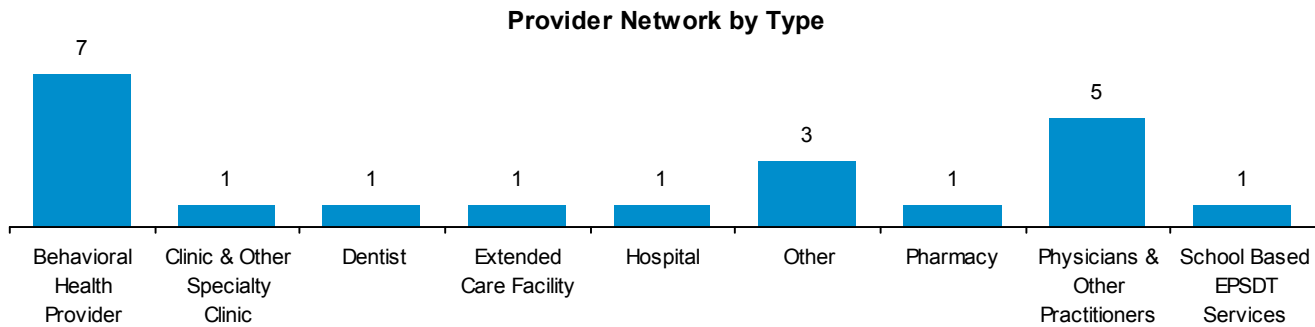
Coal County



Provider Network is providers who are contracted to provide health care services by locations, programs, types, and specialties. Providers are being counted multiple times if they have multiple locations, programs, types, and/or specialties. The term "contracted" is defined as a provider that was enrolled with Oklahoma SoonerCare within the reporting period, it does not necessarily indicate participation.



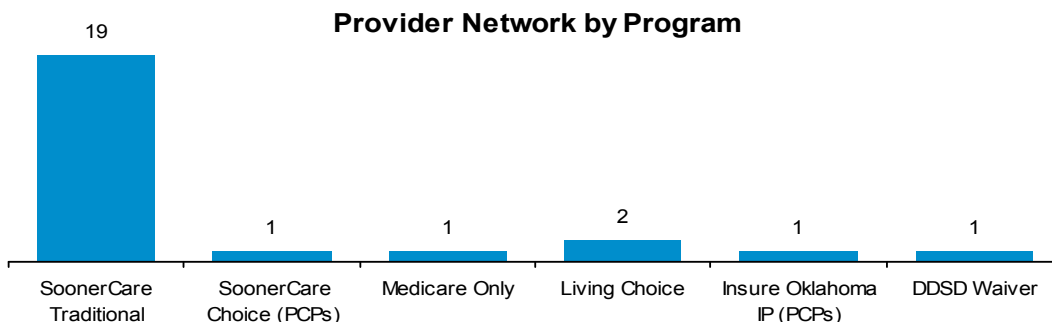
0 Newly Enrolled Provider. The data is based on the new provider IDs added to the system during the reporting month. The effective date of the contract may or may not be in that month.



Primary Care Provider (PCP) Capacities

SoonerCare Program	Total Capacity	% of Capacity Used
SoonerCare Choice	7,000	5.57%
Insure Oklahoma IP	500	3.40%

Total Capacity represents the maximum number of members that PCPs request to have assigned within OHCA's limit. Panels on hold status are excluded from the capacity calculation.



Acronyms

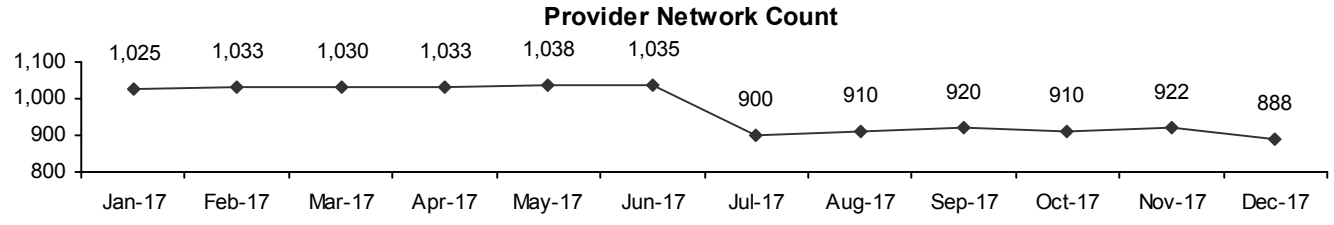
- DDSD - Developmental Disabilities Services Division
- DME - Durable Medical Equipment
- IP - Individual Plan
- I/T/U - Indian Health Service/Tribal/ Urban Indian
- LTC - Long-Term Care
- PCMH - Patient Centered Medical Home
- PCP - Primary Care Provider

Provider Fast Facts by County

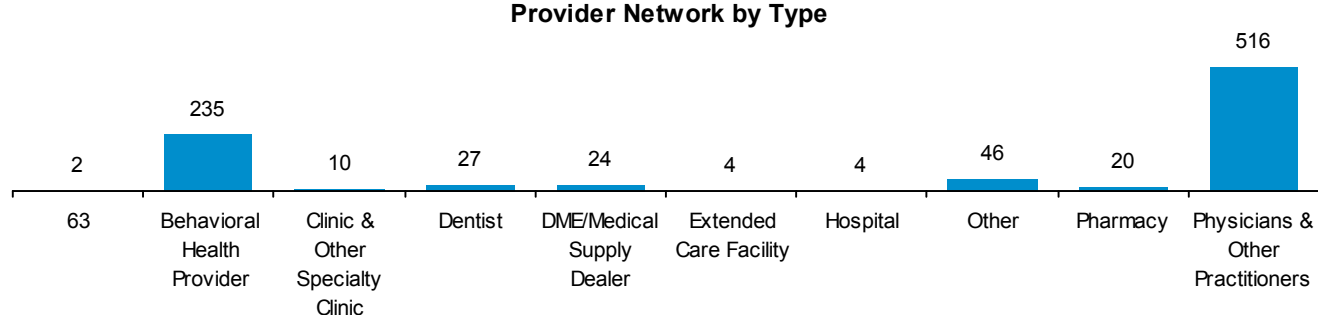
December 2017

Comanche County

Provider Network is providers who are contracted to provide health care services by locations, programs, types, and specialties. Providers are being counted multiple times if they have multiple locations, programs, types, and/or specialties. The term "contracted" is defined as a provider that was enrolled with Oklahoma SoonerCare within the reporting period, it does not necessarily indicate participation.



6 Newly Enrolled Provider. The data is based on the new provider IDs added to the system during the reporting month. The effective date of the contract may or may not be in that month.

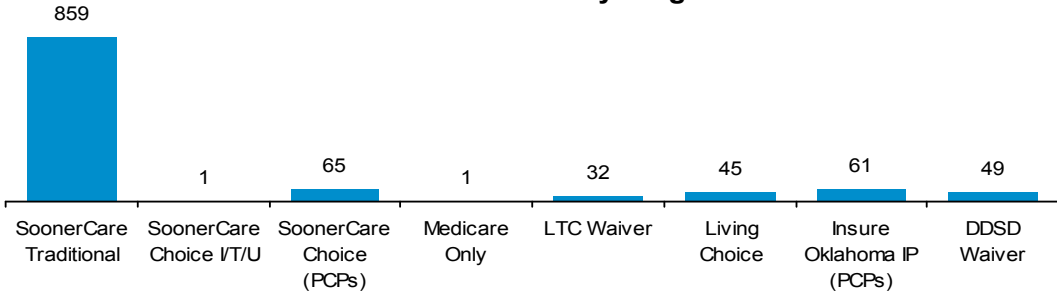


Primary Care Provider (PCP) Capacities

SoonerCare Program	Total Capacity	% of Capacity Used
SoonerCare Choice	33,165	45.88%
SoonerCare Choice I/T/U	2,500	41.12%
Insure Oklahoma IP	7,476	1.23%

Total Capacity represents the maximum number of members that PCPs request to have assigned within OHCA's limit. Panels on hold status are excluded from the capacity calculation.

Provider Network by Program



Acronyms

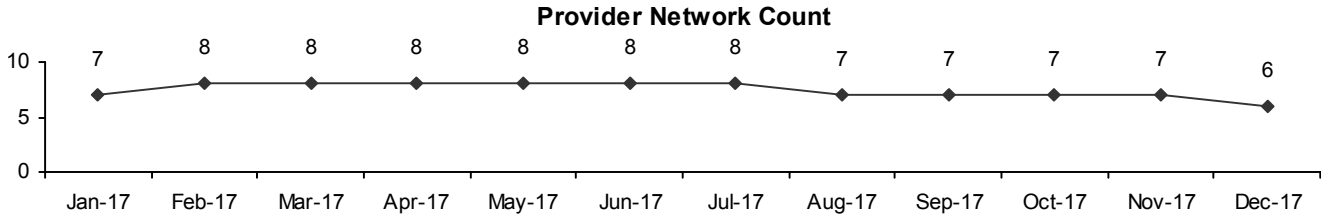
- DDSD - Developmental Disabilities Services Division
- DME - Durable Medical Equipment
- IP - Individual Plan
- I/T/U - Indian Health Service/Tribal/ Urban Indian
- LTC - Long-Term Care
- PCMH - Patient Centered Medical Home
- PCP - Primary Care Provider

Provider Fast Facts by County

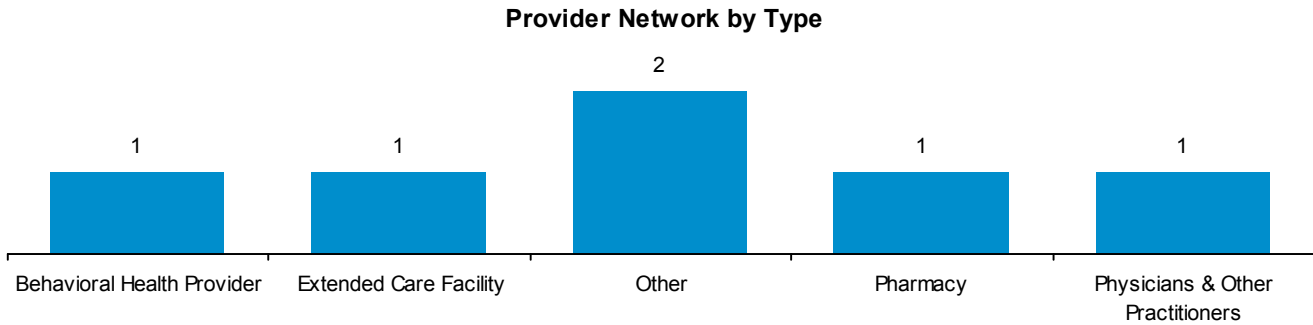
December 2017

Cotton County

Provider Network is providers who are contracted to provide health care services by locations, programs, types, and specialties. Providers are being counted multiple times if they have multiple locations, programs, types, and/or specialties. The term "contracted" is defined as a provider that was enrolled with Oklahoma SoonerCare within the reporting period, it does not necessarily indicate participation.

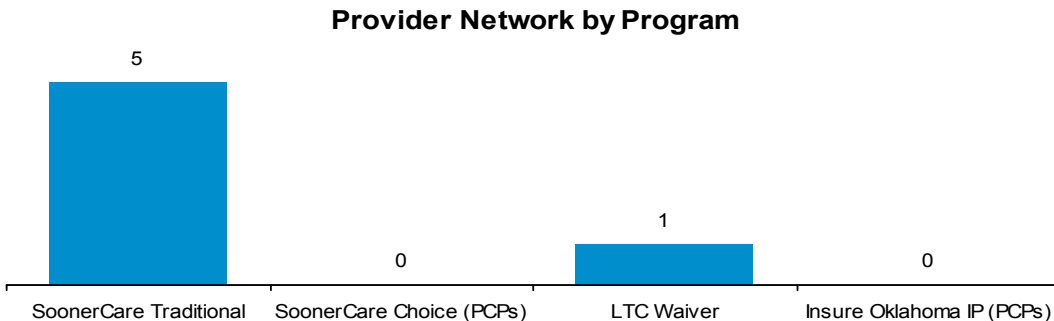


0 Newly Enrolled Provider. The data is based on the new provider IDs added to the system during the reporting month. The effective date of the contract may or may not be in that month.



Primary Care Provider (PCP) Capacities

Total Capacity represents the maximum number of members that PCPs request to have assigned within OHCA's limit. Panels on hold status are excluded from the capacity calculation.



Acronyms

- DDSD - Developmental Disabilities Services Division
- DME - Durable Medical Equipment
- IP - Individual Plan
- I/T/U - Indian Health Service/Tribal/ Urban Indian
- LTC - Long-Term Care
- PCMH - Patient Centered Medical Home
- PCP - Primary Care Provider

Provider Fast Facts by County

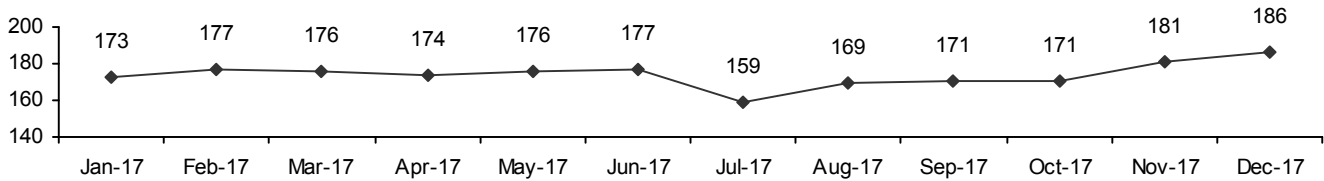
December 2017

Craig County



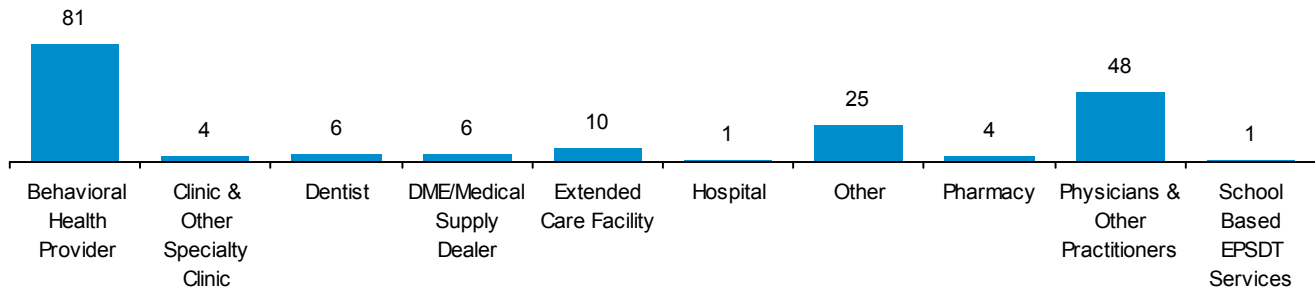
Provider Network is providers who are contracted to provide health care services by locations, programs, types, and specialties. Providers are being counted multiple times if they have multiple locations, programs, types, and/or specialties. The term "contracted" is defined as a provider that was enrolled with Oklahoma SoonerCare within the reporting period, it does not necessarily indicate participation.

Provider Network Count



7 Newly Enrolled Provider. The data is based on the new provider IDs added to the system during the reporting month. The effective date of the contract may or may not be in that month.

Provider Network by Type

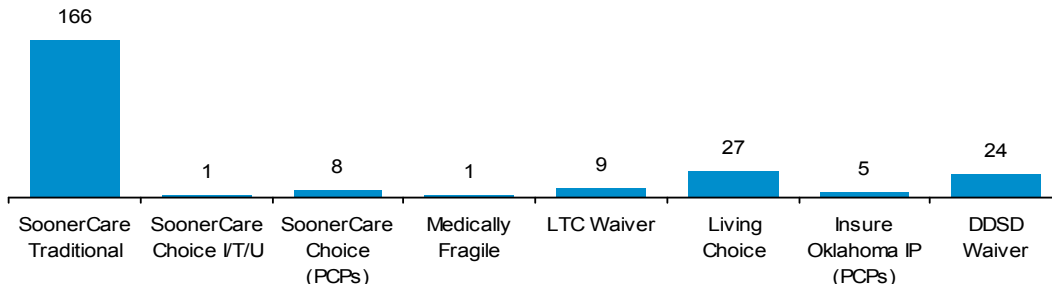


Primary Care Provider (PCP) Capacities

SoonerCare Program	Total Capacity	% of Capacity Used
SoonerCare Choice	4,700	39.62%
SoonerCare Choice I/T/U	2,500	11.96%
Insure Oklahoma IP	950	2.84%

Total Capacity represents the maximum number of members that PCPs request to have assigned within OHCA's limit. Panels on hold status are excluded from the capacity calculation.

Provider Network by Program



Acronyms

- DDSD - Developmental Disabilities Services Division
- DME - Durable Medical Equipment
- IP - Individual Plan
- I/T/U - Indian Health Service/Tribal/ Urban Indian
- LTC - Long-Term Care
- PCMH - Patient Centered Medical Home
- PCP - Primary Care Provider

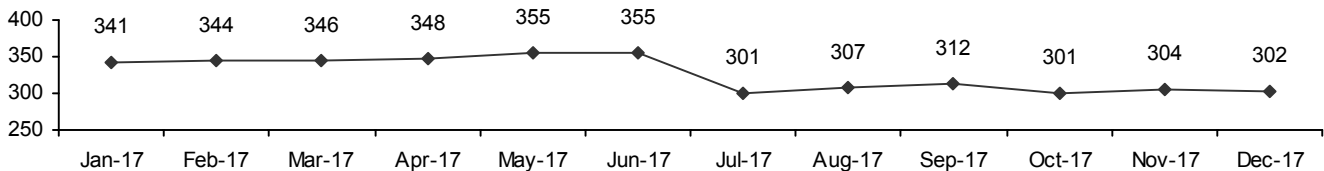
Provider Fast Facts by County

December 2017

Creek County

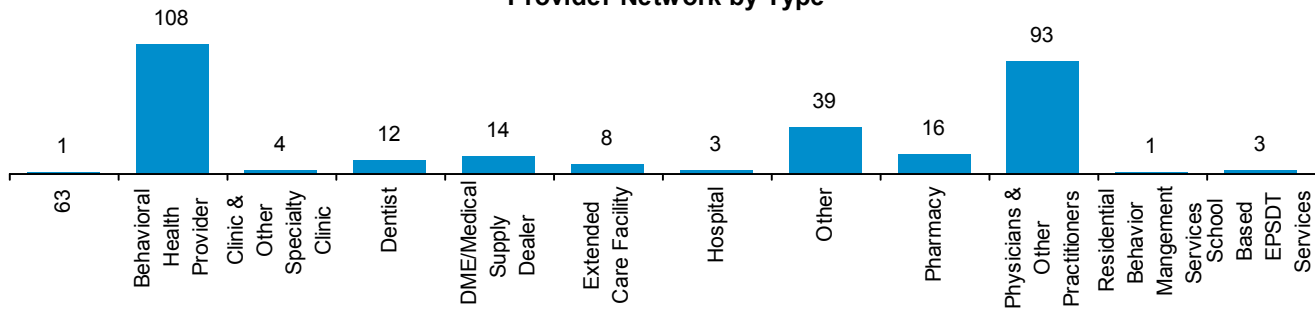
Provider Network is providers who are contracted to provide health care services by locations, programs, types, and specialties. Providers are being counted multiple times if they have multiple locations, programs, types, and/or specialties. The term "contracted" is defined as a provider that was enrolled with Oklahoma SoonerCare within the reporting period, it does not necessarily indicate participation.

Provider Network Count



1 Newly Enrolled Provider. The data is based on the new provider IDs added to the system during the reporting month. The effective date of the contract may or may not be in that month.

Provider Network by Type

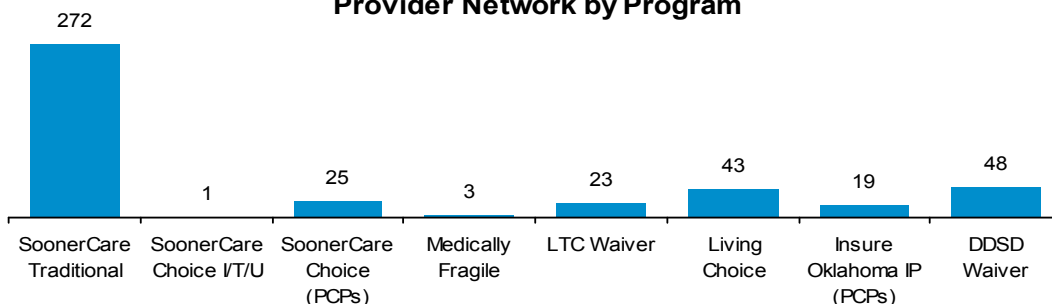


Primary Care Provider (PCP) Capacities

SoonerCare Program	Total Capacity	% of Capacity Used
SoonerCare Choice	18,545	36.48%
SoonerCare Choice I/T/U	800	12.75%
Insure Oklahoma IP	12,735	0.59%

Total Capacity represents the maximum number of members that PCPs request to have assigned within OHCA's limit. Panels on hold status are excluded from the capacity calculation.

Provider Network by Program



Acronyms

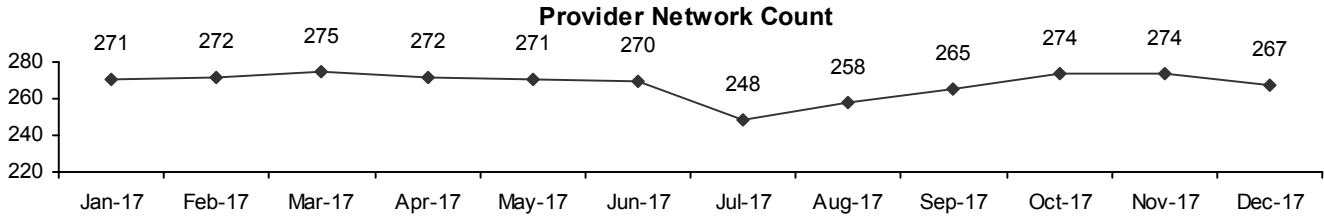
- DDSD - Developmental Disabilities Services Division
- DME - Durable Medical Equipment
- IP - Individual Plan
- I/T/U - Indian Health Service/Tribal/ Urban Indian
- LTC - Long-Term Care
- PCMH - Patient Centered Medical Home
- PCP - Primary Care Provider

Provider Fast Facts by County

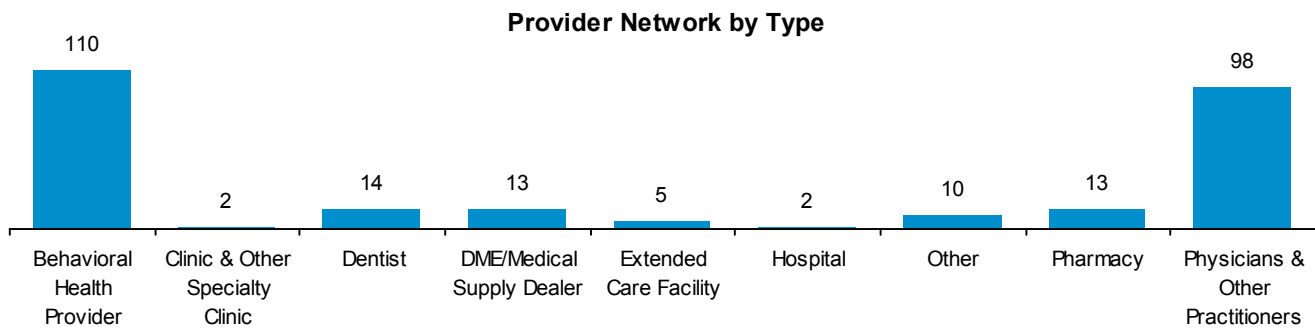
December 2017

Custer County

Provider Network is providers who are contracted to provide health care services by locations, programs, types, and specialties. Providers are being counted multiple times if they have multiple locations, programs, types, and/or specialties. The term "contracted" is defined as a provider that was enrolled with Oklahoma SoonerCare within the reporting period, it does not necessarily indicate participation.



4 Newly Enrolled Provider. The data is based on the new provider IDs added to the system during the reporting month. The effective date of the contract may or may not be in that month.

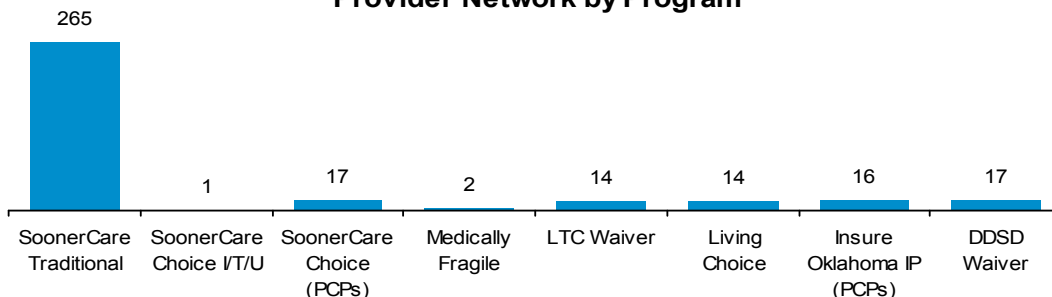


Primary Care Provider (PCP) Capacities

SoonerCare Program	Total Capacity	% of Capacity Used
SoonerCare Choice	5,175	69.33%
SoonerCare Choice I/T/U	2,500	15.72%
Insure Oklahoma IP	2,351	1.32%

Total Capacity represents the maximum number of members that PCPs request to have assigned within OHCA's limit. Panels on hold status are excluded from the capacity calculation.

Provider Network by Program



Acronyms

- DDSD - Developmental Disabilities Services Division
- DME - Durable Medical Equipment
- IP - Individual Plan
- I/T/U - Indian Health Service/Tribal/ Urban Indian
- LTC - Long-Term Care
- PCMH - Patient Centered Medical Home
- PCP - Primary Care Provider

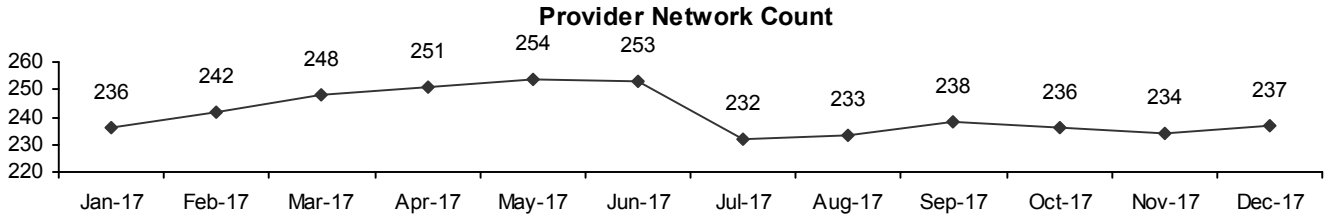
Provider Fast Facts by County

December 2017

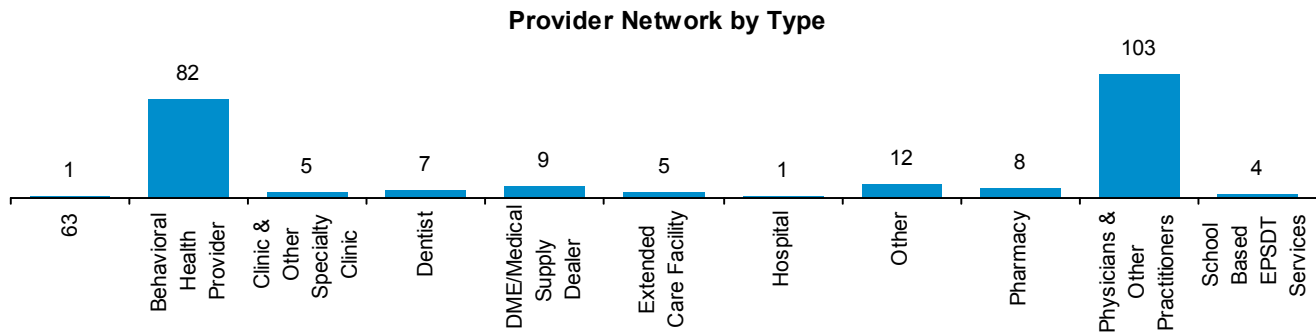


Delaware County

Provider Network is providers who are contracted to provide health care services by locations, programs, types, and specialties. Providers are being counted multiple times if they have multiple locations, programs, types, and/or specialties. The term "contracted" is defined as a provider that was enrolled with Oklahoma SoonerCare within the reporting period, it does not necessarily indicate participation.



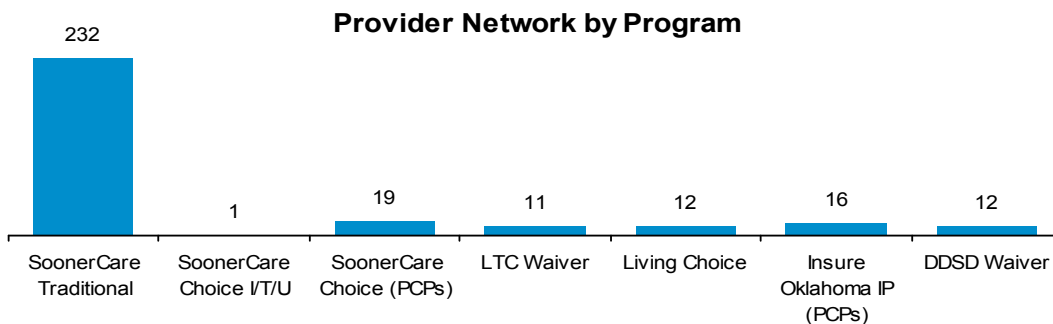
2 Newly Enrolled Provider. The data is based on the new provider IDs added to the system during the reporting month. The effective date of the contract may or may not be in that month.



Primary Care Provider (PCP) Capacities

SoonerCare Program	Total Capacity	% of Capacity Used
SoonerCare Choice	17,200	29.05%
SoonerCare Choice I/T/U	2,500	3.92%
Insure Oklahoma IP	3,400	1.62%

Total Capacity represents the maximum number of members that PCPs request to have assigned within OHCA's limit. Panels on hold status are excluded from the capacity calculation.



Acronyms

- DDSD - Developmental Disabilities Services Division
- DME - Durable Medical Equipment
- IP - Individual Plan
- I/T/U - Indian Health Service/Tribal/ Urban Indian
- LTC - Long-Term Care
- PCMH - Patient Centered Medical Home
- PCP - Primary Care Provider

Provider Fast Facts by County

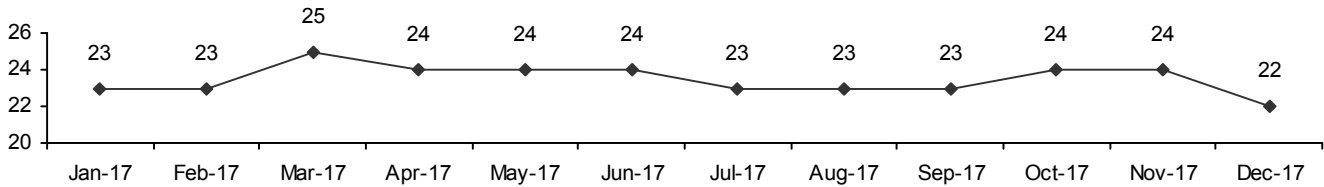
December 2017

Dewey County



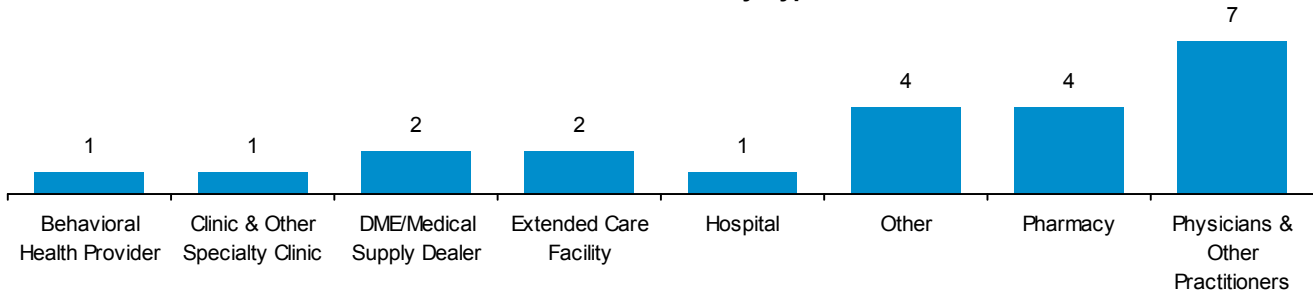
Provider Network is providers who are contracted to provide health care services by locations, programs, types, and specialties. Providers are being counted multiple times if they have multiple locations, programs, types, and/or specialties. The term "contracted" is defined as a provider that was enrolled with Oklahoma SoonerCare within the reporting period, it does not necessarily indicate participation.

Provider Network Count



0 Newly Enrolled Provider. The data is based on the new provider IDs added to the system during the reporting month. The effective date of the contract may or may not be in that month.

Provider Network by Type

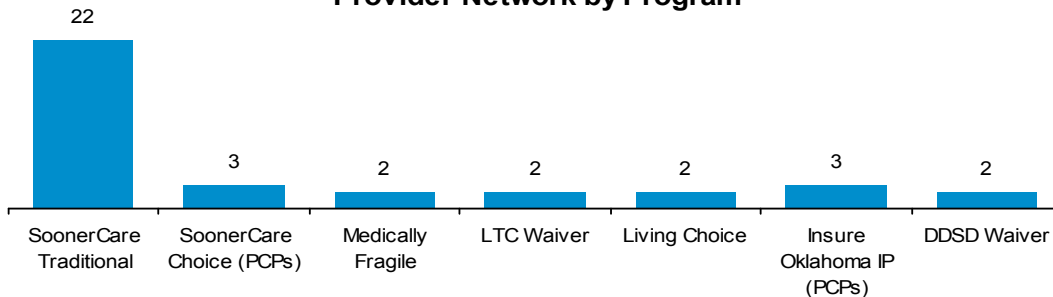


Primary Care Provider (PCP) Capacities

SoonerCare Program	Total Capacity	% of Capacity Used
SoonerCare Choice	200	82.50%
Insure Oklahoma IP	100	0.00%

Total Capacity represents the maximum number of members that PCPs request to have assigned within OHCA's limit. Panels on hold status are excluded from the capacity calculation.

Provider Network by Program



Acronyms

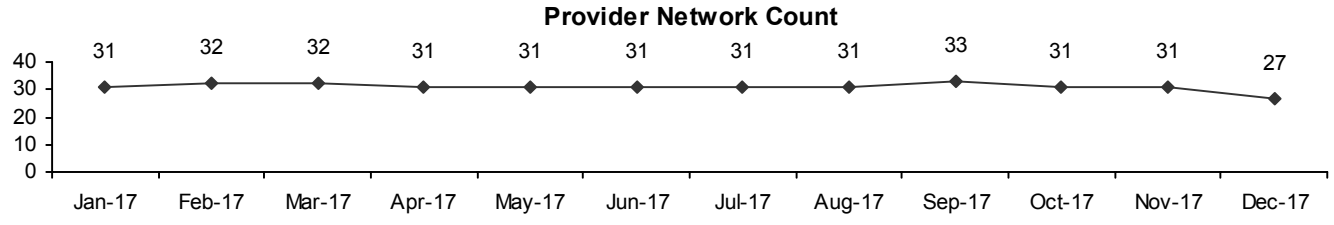
- DDSD - Developmental Disabilities Services Division
- DME - Durable Medical Equipment
- IP - Individual Plan
- I/T/U - Indian Health Service/Tribal/ Urban Indian
- LTC - Long-Term Care
- PCMH - Patient Centered Medical Home
- PCP - Primary Care Provider

Provider Fast Facts by County

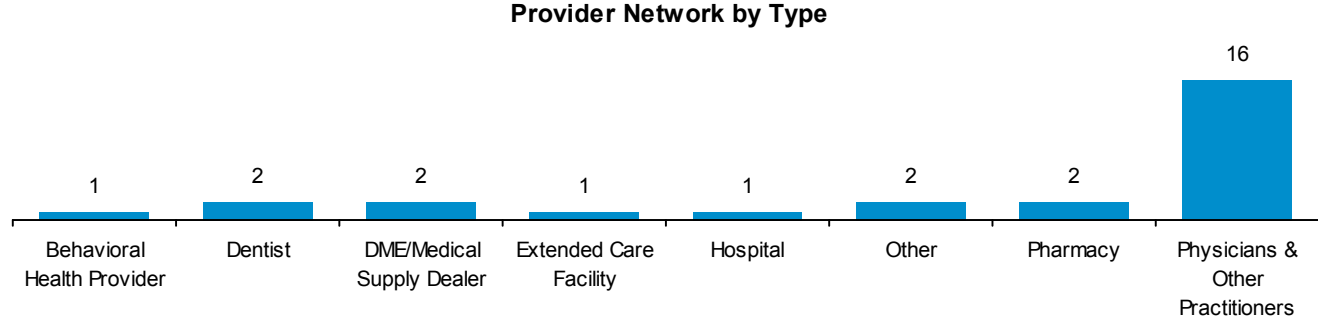
December 2017

Ellis County

Provider Network is providers who are contracted to provide health care services by locations, programs, types, and specialties. Providers are being counted multiple times if they have multiple locations, programs, types, and/or specialties. The term "contracted" is defined as a provider that was enrolled with Oklahoma SoonerCare within the reporting period, it does not necessarily indicate participation.



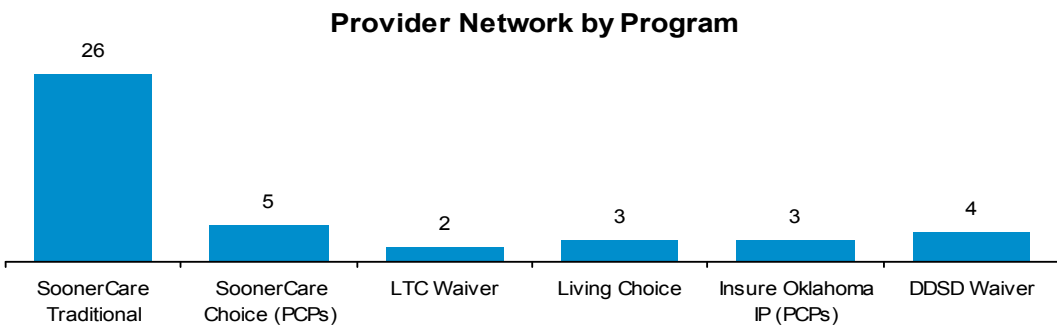
0 Newly Enrolled Provider. The data is based on the new provider IDs added to the system during the reporting month. The effective date of the contract may or may not be in that month.



Primary Care Provider (PCP) Capacities

SoonerCare Program	Total Capacity	% of Capacity Used
SoonerCare Choice	150	25.33%

Total Capacity represents the maximum number of members that PCPs request to have assigned within OHCA's limit. Panels on hold status are excluded from the capacity calculation.



Acronyms

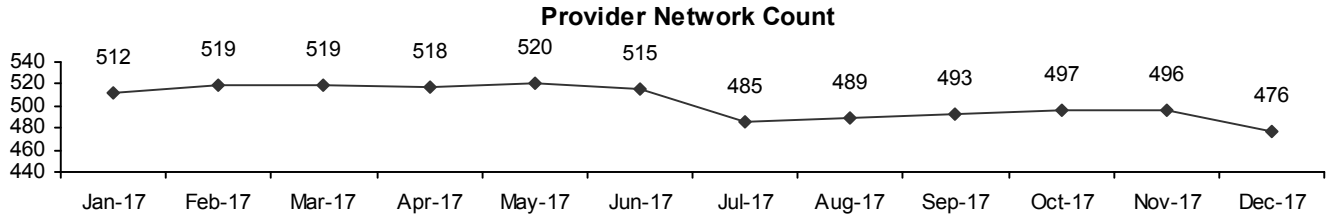
- DDSD - Developmental Disabilities Services Division
- DME - Durable Medical Equipment
- IP - Individual Plan
- I/T/U - Indian Health Service/Tribal/ Urban Indian
- LTC - Long-Term Care
- PCMH - Patient Centered Medical Home
- PCP - Primary Care Provider

Provider Fast Facts by County

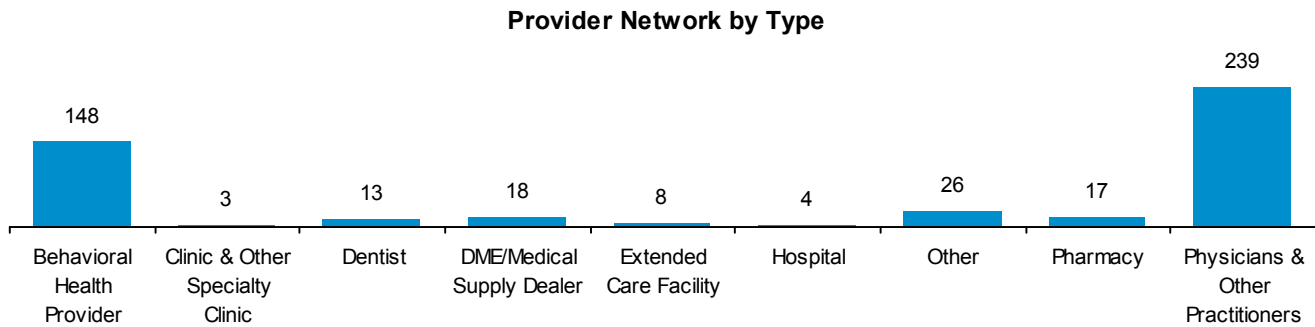
December 2017

Garfield County

Provider Network is providers who are contracted to provide health care services by locations, programs, types, and specialties. Providers are being counted multiple times if they have multiple locations, programs, types, and/or specialties. The term "contracted" is defined as a provider that was enrolled with Oklahoma SoonerCare within the reporting period, it does not necessarily indicate participation.



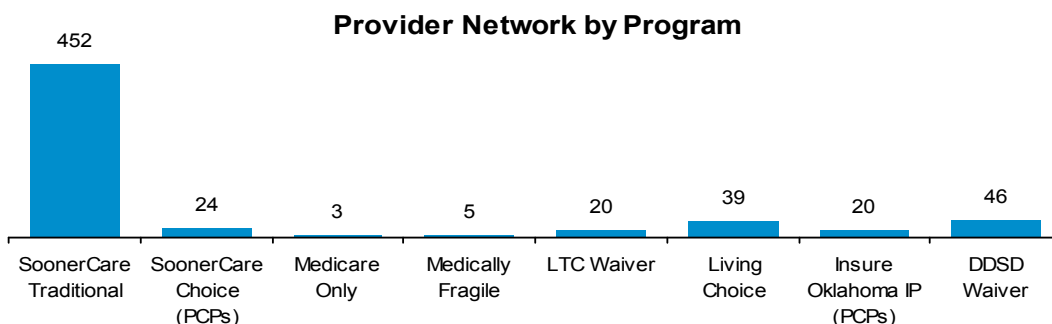
1 Newly Enrolled Provider. The data is based on the new provider IDs added to the system during the reporting month. The effective date of the contract may or may not be in that month.



Primary Care Provider (PCP) Capacities

SoonerCare Program	Total Capacity	% of Capacity Used
SoonerCare Choice	11,500	70.55%
Insure Oklahoma IP	2,100	1.48%

Total Capacity represents the maximum number of members that PCPs request to have assigned within OHCA's limit. Panels on hold status are excluded from the capacity calculation.



Acronyms

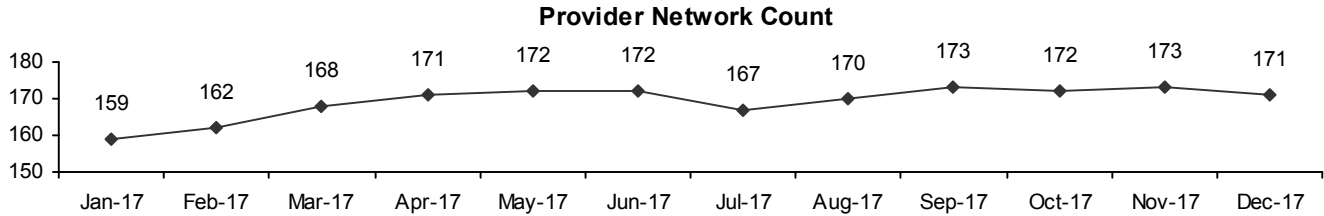
- DDSD - Developmental Disabilities Services Division
- DME - Durable Medical Equipment
- IP - Individual Plan
- I/T/U - Indian Health Service/Tribal/ Urban Indian
- LTC - Long-Term Care
- PCMH - Patient Centered Medical Home
- PCP - Primary Care Provider

Provider Fast Facts by County

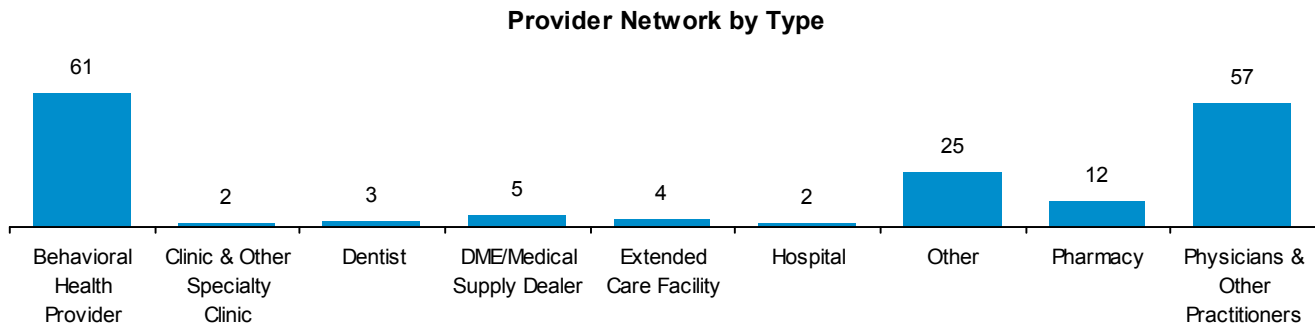
December 2017

Garvin County

Provider Network is providers who are contracted to provide health care services by locations, programs, types, and specialties. Providers are being counted multiple times if they have multiple locations, programs, types, and/or specialties. The term "contracted" is defined as a provider that was enrolled with Oklahoma SoonerCare within the reporting period, it does not necessarily indicate participation.



1 Newly Enrolled Provider. The data is based on the new provider IDs added to the system during the reporting month. The effective date of the contract may or may not be in that month.

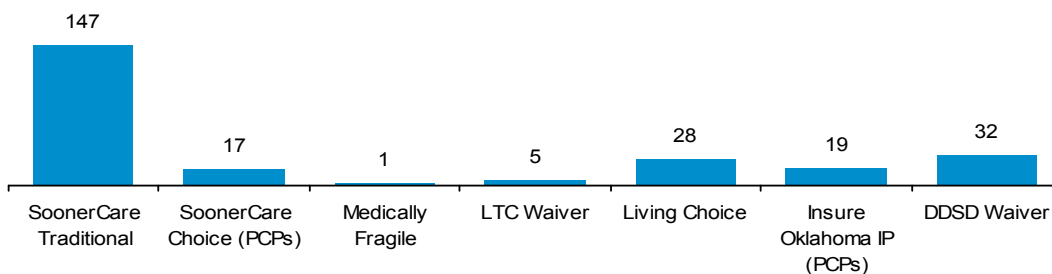


Primary Care Provider (PCP) Capacities

SoonerCare Program	Total Capacity	% of Capacity Used
SoonerCare Choice	8,455	33.16%
Insure Oklahoma IP	7,400	0.62%

Total Capacity represents the maximum number of members that PCPs request to have assigned within OHCA's limit. Panels on hold status are excluded from the capacity calculation.

Provider Network by Program



Acronyms

- DDSD - Developmental Disabilities Services Division
- DME - Durable Medical Equipment
- IP - Individual Plan
- I/T/U - Indian Health Service/Tribal/ Urban Indian
- LTC - Long-Term Care
- PCMH - Patient Centered Medical Home
- PCP - Primary Care Provider

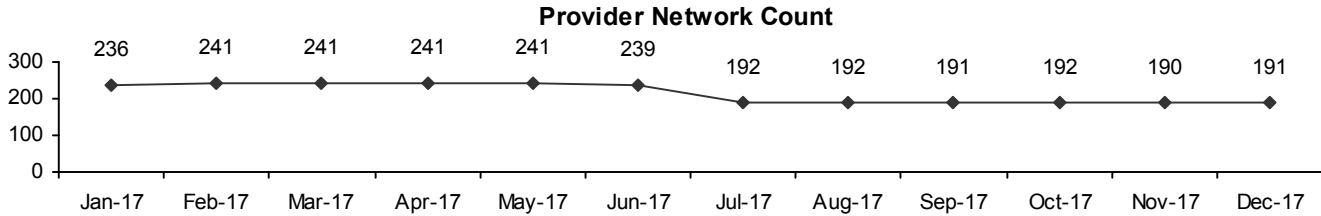
Provider Fast Facts by County

December 2017

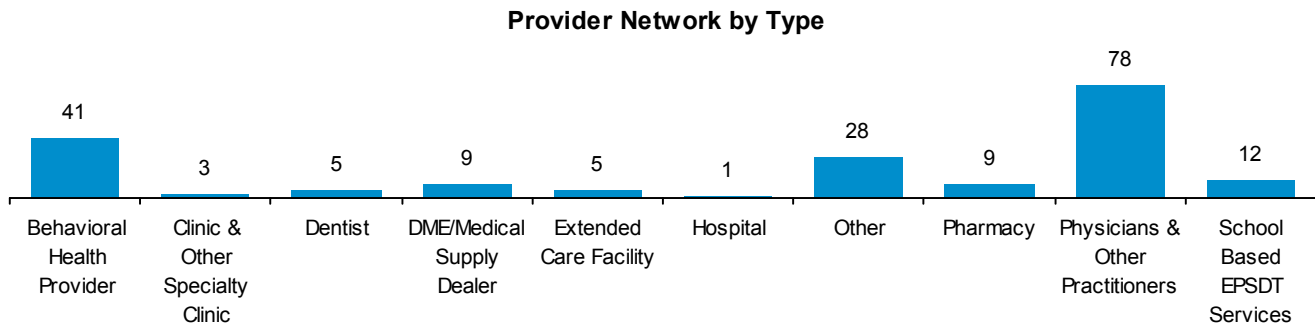
Grady County



Provider Network is providers who are contracted to provide health care services by locations, programs, types, and specialties. Providers are being counted multiple times if they have multiple locations, programs, types, and/or specialties. The term "contracted" is defined as a provider that was enrolled with Oklahoma SoonerCare within the reporting period, it does not necessarily indicate participation.



3 Newly Enrolled Provider. The data is based on the new provider IDs added to the system during the reporting month. The effective date of the contract may or may not be in that month.

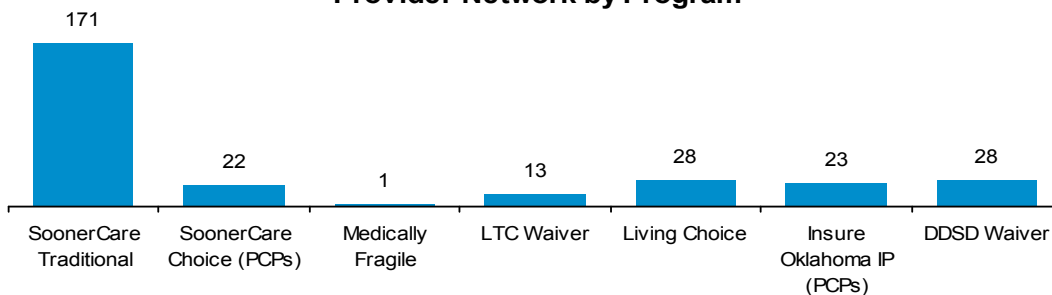


Primary Care Provider (PCP) Capacities

SoonerCare Program	Total Capacity	% of Capacity Used
SoonerCare Choice	10,551	55.65%
Insure Oklahoma IP	1,442	2.70%

Total Capacity represents the maximum number of members that PCPs request to have assigned within OHCA's limit. Panels on hold status are excluded from the capacity calculation.

Provider Network by Program



Acronyms

- DDSD - Developmental Disabilities Services Division
- DME - Durable Medical Equipment
- IP - Individual Plan
- I/T/U - Indian Health Service/Tribal/ Urban Indian
- LTC - Long-Term Care
- PCMH - Patient Centered Medical Home
- PCP - Primary Care Provider

Provider Fast Facts by County

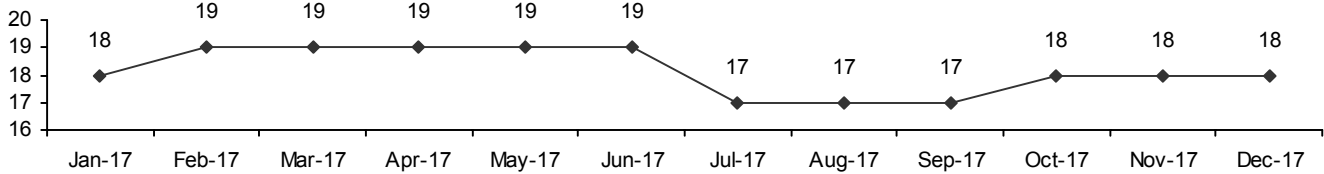
December 2017

Grant County



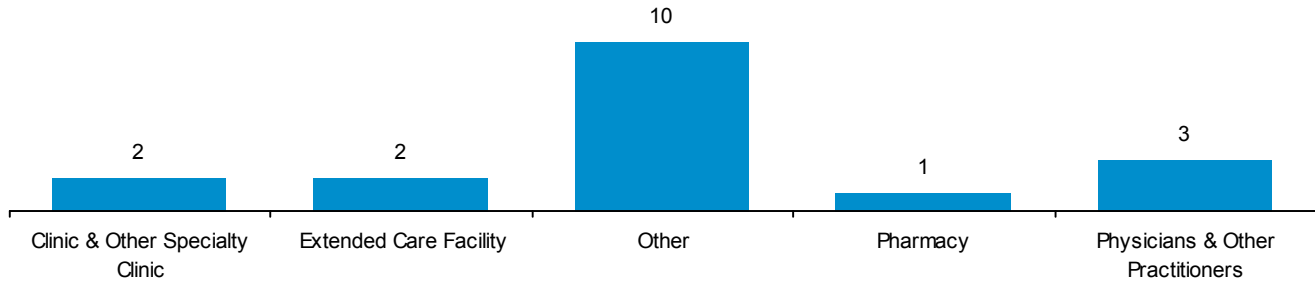
Provider Network is providers who are contracted to provide health care services by locations, programs, types, and specialties. Providers are being counted multiple times if they have multiple locations, programs, types, and/or specialties. The term "contracted" is defined as a provider that was enrolled with Oklahoma SoonerCare within the reporting period, it does not necessarily indicate participation.

Provider Network Count



0 Newly Enrolled Provider. The data is based on the new provider IDs added to the system during the reporting month. The effective date of the contract may or may not be in that month.

Provider Network by Type

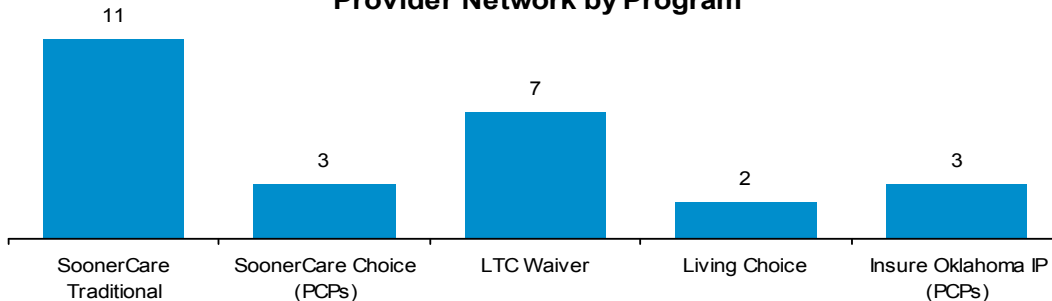


Primary Care Provider (PCP) Capacities

SoonerCare Program	Total Capacity	% of Capacity Used
SoonerCare Choice	2,520	11.63%
Insure Oklahoma IP	1,450	0.14%

Total Capacity represents the maximum number of members that PCPs request to have assigned within OHCA's limit. Panels on hold status are excluded from the capacity calculation.

Provider Network by Program



Acronyms

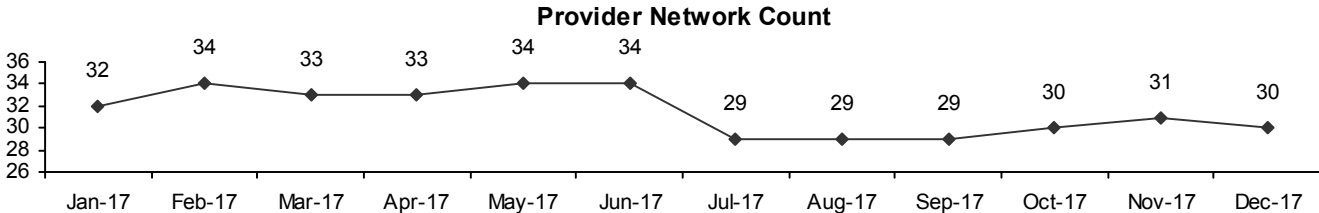
- DDSD - Developmental Disabilities Services Division
- DME - Durable Medical Equipment
- IP - Individual Plan
- I/T/U - Indian Health Service/Tribal/ Urban Indian
- LTC - Long-Term Care
- PCMH - Patient Centered Medical Home
- PCP - Primary Care Provider

Provider Fast Facts by County

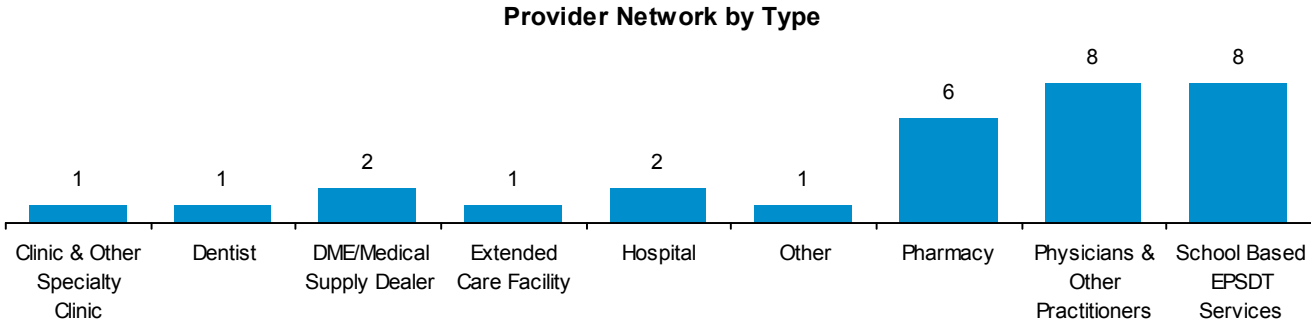
December 2017

Greer County

Provider Network is providers who are contracted to provide health care services by locations, programs, types, and specialties. Providers are being counted multiple times if they have multiple locations, programs, types, and/or specialties. The term "contracted" is defined as a provider that was enrolled with Oklahoma SoonerCare within the reporting period, it does not necessarily indicate participation.



1 Newly Enrolled Provider. The data is based on the new provider IDs added to the system during the reporting month. The effective date of the contract may or may not be in that month.

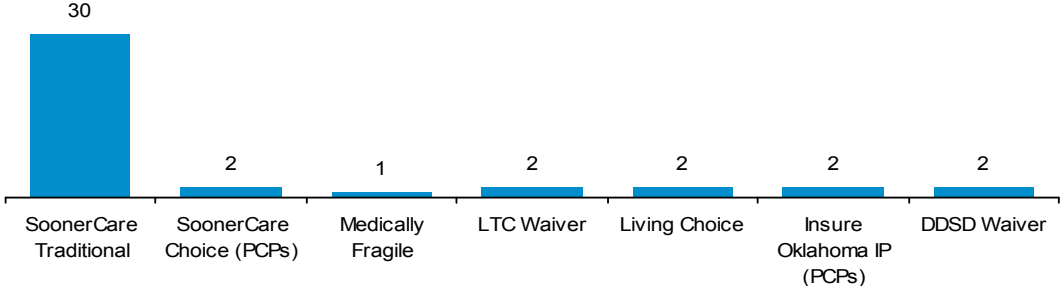


Primary Care Provider (PCP) Capacities

SoonerCare Program	Total Capacity	% of Capacity Used
SoonerCare Choice	1,000	43.30%
Insure Oklahoma IP	1,000	1.40%

Total Capacity represents the maximum number of members that PCPs request to have assigned within OHCA's limit. Panels on hold status are excluded from the capacity calculation.

Provider Network by Program



Acronyms

- DDSD - Developmental Disabilities Services Division
- DME - Durable Medical Equipment
- IP - Individual Plan
- I/T/U - Indian Health Service/Tribal/ Urban Indian
- LTC - Long-Term Care
- PCMH - Patient Centered Medical Home
- PCP - Primary Care Provider

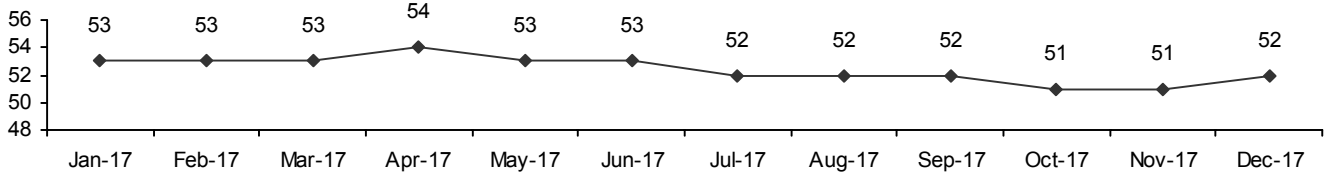
Provider Fast Facts by County

December 2017

Harmon County

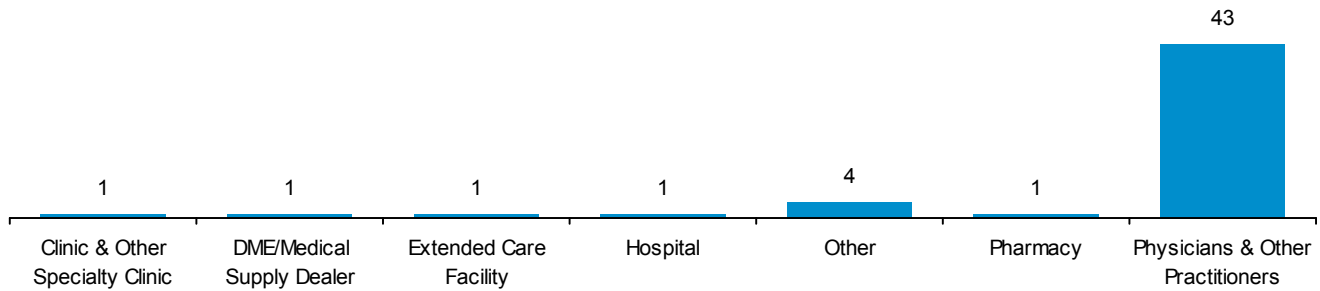
Provider Network is providers who are contracted to provide health care services by locations, programs, types, and specialties. Providers are being counted multiple times if they have multiple locations, programs, types, and/or specialties. The term "contracted" is defined as a provider that was enrolled with Oklahoma SoonerCare within the reporting period, it does not necessarily indicate participation.

Provider Network Count



0 Newly Enrolled Provider. The data is based on the new provider IDs added to the system during the reporting month. The effective date of the contract may or may not be in that month.

Provider Network by Type

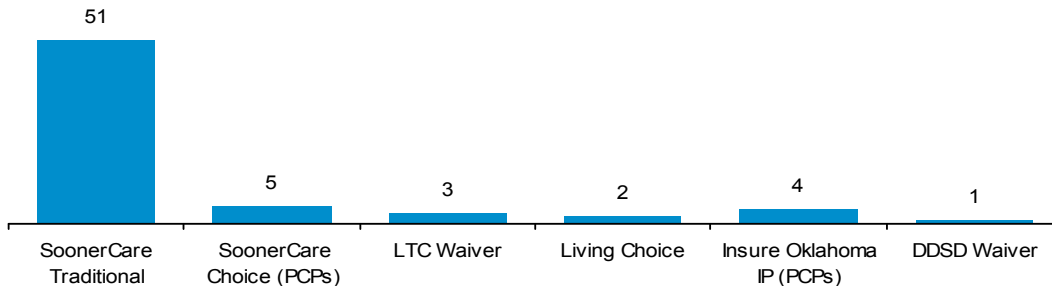


Primary Care Provider (PCP) Capacities

SoonerCare Program	Total Capacity	% of Capacity Used
SoonerCare Choice	4,950	11.43%
Insure Oklahoma IP	1,550	0.39%

Total Capacity represents the maximum number of members that PCPs request to have assigned within OHCA's limit. Panels on hold status are excluded from the capacity calculation.

Provider Network by Program



Acronyms

- DDSD - Developmental Disabilities Services Division
- DME - Durable Medical Equipment
- IP - Individual Plan
- I/T/U - Indian Health Service/Tribal/ Urban Indian
- LTC - Long-Term Care
- PCMH - Patient Centered Medical Home
- PCP - Primary Care Provider

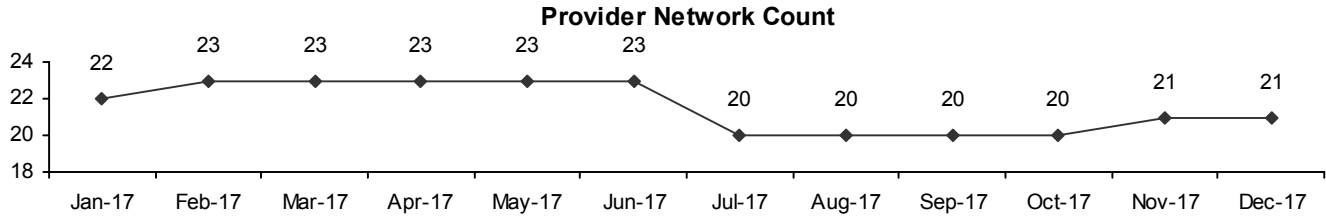
Provider Fast Facts by County

December 2017

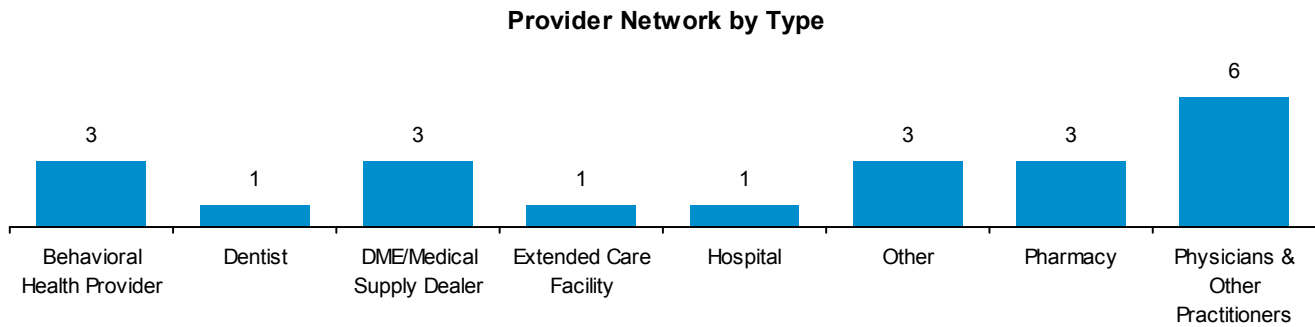
Harper County



Provider Network is providers who are contracted to provide health care services by locations, programs, types, and specialties. Providers are being counted multiple times if they have multiple locations, programs, types, and/or specialties. The term "contracted" is defined as a provider that was enrolled with Oklahoma SoonerCare within the reporting period, it does not necessarily indicate participation.



1 Newly Enrolled Provider. The data is based on the new provider IDs added to the system during the reporting month. The effective date of the contract may or may not be in that month.

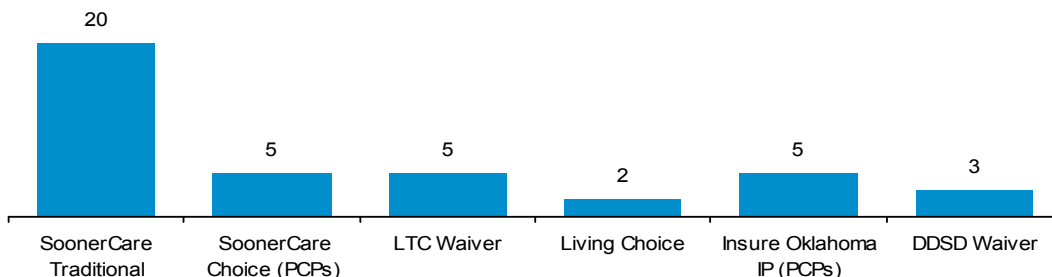


Primary Care Provider (PCP) Capacities

SoonerCare Program	Total Capacity	% of Capacity Used
SoonerCare Choice	1,400	30.86%
Insure Oklahoma IP	1,600	0.19%

Total Capacity represents the maximum number of members that PCPs request to have assigned within OHCA's limit. Panels on hold status are excluded from the capacity calculation.

Provider Network by Program



Acronyms

- DDSD - Developmental Disabilities Services Division
- DME - Durable Medical Equipment
- IP - Individual Plan
- I/T/U - Indian Health Service/Tribal/ Urban Indian
- LTC - Long-Term Care
- PCMH - Patient Centered Medical Home
- PCP - Primary Care Provider

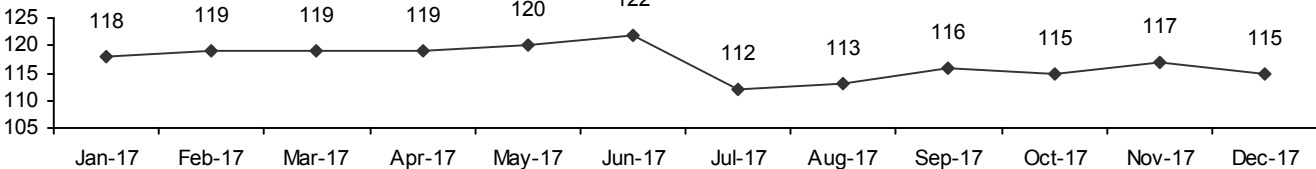
Provider Fast Facts by County

December 2017

Haskell County

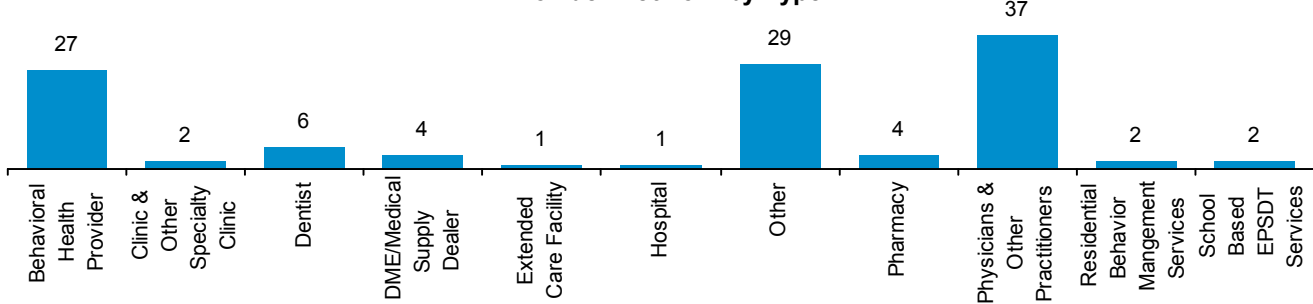
Provider Network is providers who are contracted to provide health care services by locations, programs, types, and specialties. Providers are being counted multiple times if they have multiple locations, programs, types, and/or specialties. The term "contracted" is defined as a provider that was enrolled with Oklahoma SoonerCare within the reporting period, it does not necessarily indicate participation.

Provider Network Count



0 Newly Enrolled Provider. The data is based on the new provider IDs added to the system during the reporting month. The effective date of the contract may or may not be in that month.

Provider Network by Type

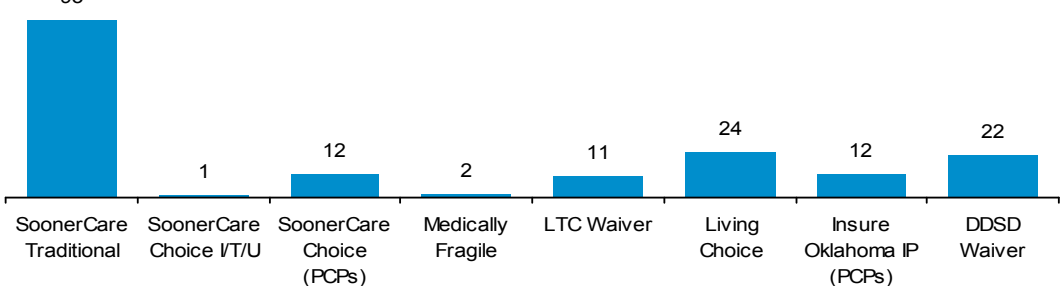


Primary Care Provider (PCP) Capacities

SoonerCare Program	Total Capacity	% of Capacity Used
SoonerCare Choice	5,275	46.75%
SoonerCare Choice I/T/U	2,500	5.00%
Insure Oklahoma IP	2,525	0.99%

Total Capacity represents the maximum number of members that PCPs request to have assigned within OHCA's limit. Panels on hold status are excluded from the capacity calculation.

Provider Network by Program



Acronyms

- DDSD - Developmental Disabilities Services Division
- DME - Durable Medical Equipment
- IP - Individual Plan
- I/T/U - Indian Health Service/Tribal/ Urban Indian
- LTC - Long-Term Care
- PCMH - Patient Centered Medical Home
- PCP - Primary Care Provider

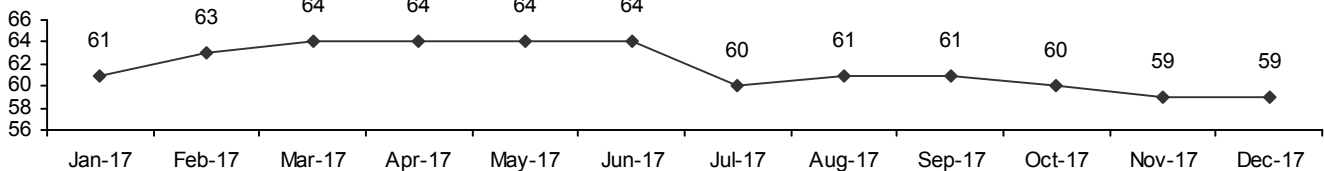
Provider Fast Facts by County

December 2017

Hughes County

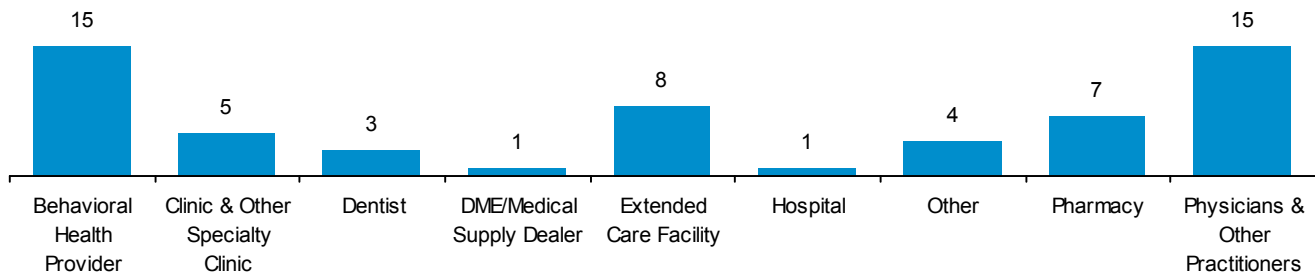
Provider Network is providers who are contracted to provide health care services by locations, programs, types, and specialties. Providers are being counted multiple times if they have multiple locations, programs, types, and/or specialties. The term "contracted" is defined as a provider that was enrolled with Oklahoma SoonerCare within the reporting period, it does not necessarily indicate participation.

Provider Network Count



0 Newly Enrolled Provider. The data is based on the new provider IDs added to the system during the reporting month. The effective date of the contract may or may not be in that month.

Provider Network by Type

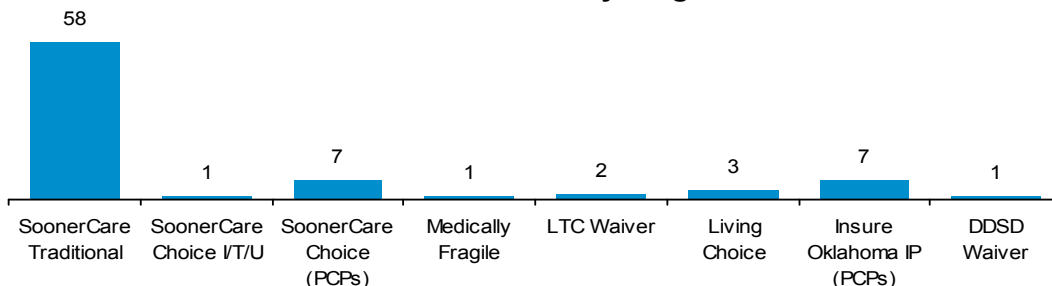


Primary Care Provider (PCP) Capacities

SoonerCare Program	Total Capacity	% of Capacity Used
SoonerCare Choice	5,450	24.95%
SoonerCare Choice I/T/U	2,500	0.20%
Insure Oklahoma IP	3,450	0.35%

Total Capacity represents the maximum number of members that PCPs request to have assigned within OHCA's limit. Panels on hold status are excluded from the capacity calculation.

Provider Network by Program



Acronyms

- DDSD - Developmental Disabilities Services Division
- DME - Durable Medical Equipment
- IP - Individual Plan
- I/T/U - Indian Health Service/Tribal/ Urban Indian
- LTC - Long-Term Care
- PCMH - Patient Centered Medical Home
- PCP - Primary Care Provider

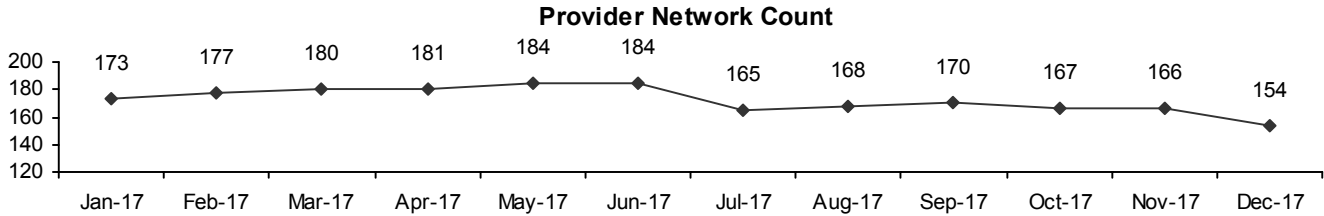
Provider Fast Facts by County

December 2017

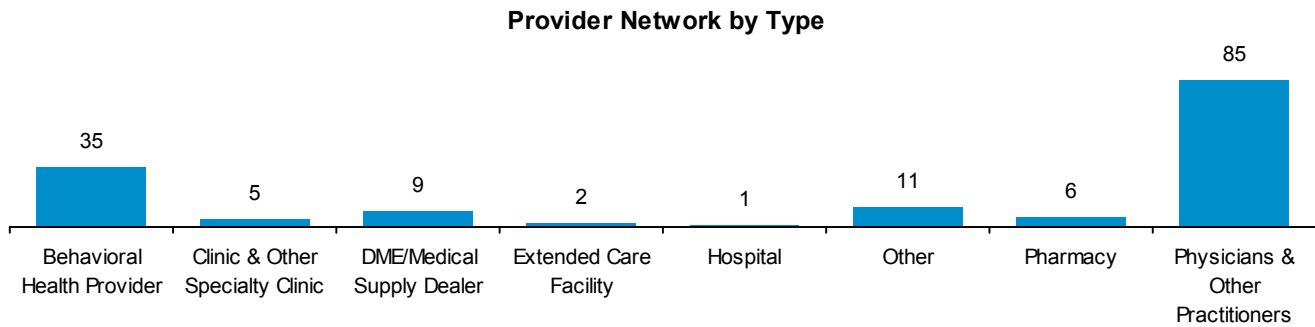
Jackson County



Provider Network is providers who are contracted to provide health care services by locations, programs, types, and specialties. Providers are being counted multiple times if they have multiple locations, programs, types, and/or specialties. The term "contracted" is defined as a provider that was enrolled with Oklahoma SoonerCare within the reporting period, it does not necessarily indicate participation.



2 Newly Enrolled Provider. The data is based on the new provider IDs added to the system during the reporting month. The effective date of the contract may or may not be in that month.

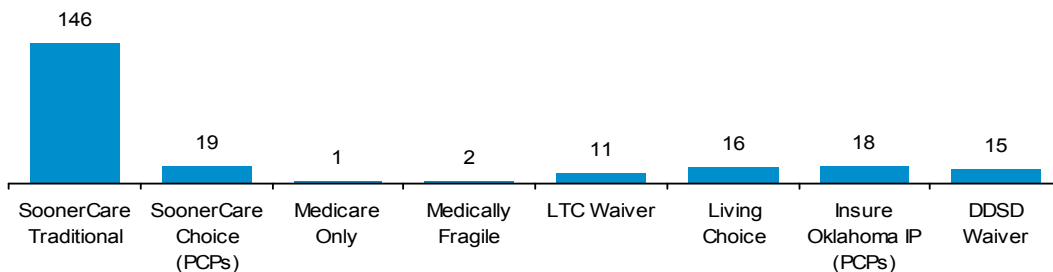


Primary Care Provider (PCP) Capacities

SoonerCare Program	Total Capacity	% of Capacity Used
SoonerCare Choice	4,680	77.67%
Insure Oklahoma IP	1,350	2.30%

Total Capacity represents the maximum number of members that PCPs request to have assigned within OHCA's limit. Panels on hold status are excluded from the capacity calculation.

Provider Network by Program



Acronyms

- DDSD - Developmental Disabilities Services Division
- DME - Durable Medical Equipment
- IP - Individual Plan
- I/T/U - Indian Health Service/Tribal/ Urban Indian
- LTC - Long-Term Care
- PCMH - Patient Centered Medical Home
- PCP - Primary Care Provider

Provider Fast Facts by County

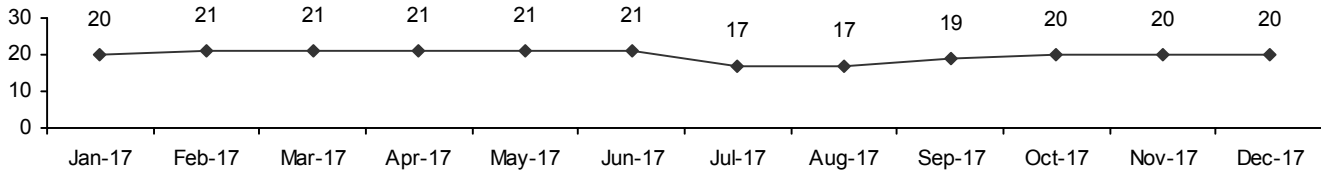
December 2017

Jefferson County



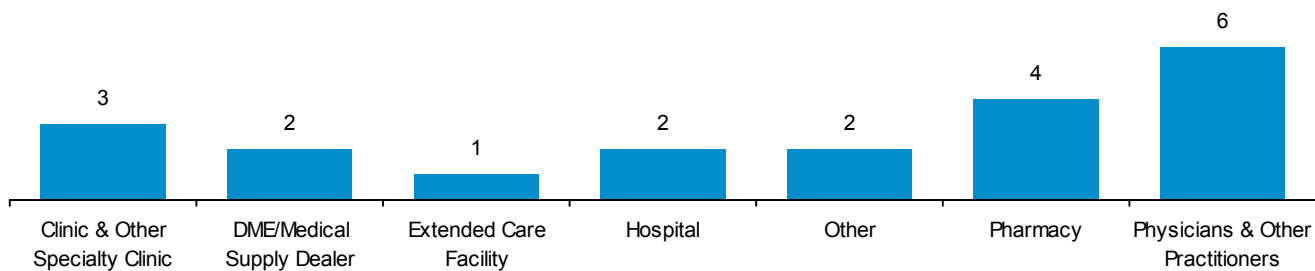
Provider Network is providers who are contracted to provide health care services by locations, programs, types, and specialties. Providers are being counted multiple times if they have multiple locations, programs, types, and/or specialties. The term "contracted" is defined as a provider that was enrolled with Oklahoma SoonerCare within the reporting period, it does not necessarily indicate participation.

Provider Network Count



1 Newly Enrolled Provider. The data is based on the new provider IDs added to the system during the reporting month. The effective date of the contract may or may not be in that month.

Provider Network by Type

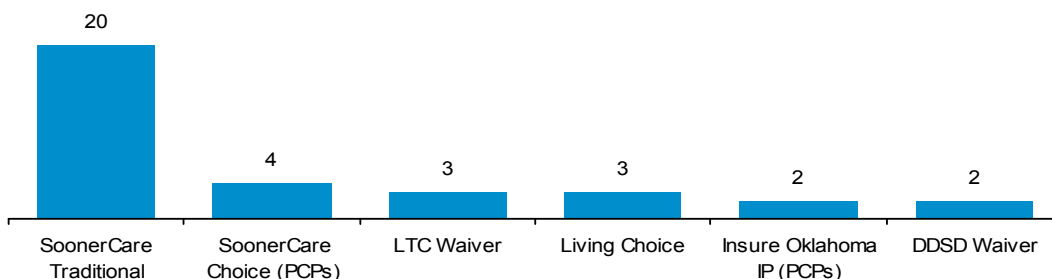


Primary Care Provider (PCP) Capacities

SoonerCare Program	Total Capacity	% of Capacity Used
SoonerCare Choice	2,570	22.10%
Insure Oklahoma IP	500	1.40%

Total Capacity represents the maximum number of members that PCPs request to have assigned within OHCA's limit. Panels on hold status are excluded from the capacity calculation.

Provider Network by Program



Acronyms

- DDSD - Developmental Disabilities Services Division
- DME - Durable Medical Equipment
- IP - Individual Plan
- I/T/U - Indian Health Service/Tribal/ Urban Indian
- LTC - Long-Term Care
- PCMH - Patient Centered Medical Home
- PCP - Primary Care Provider

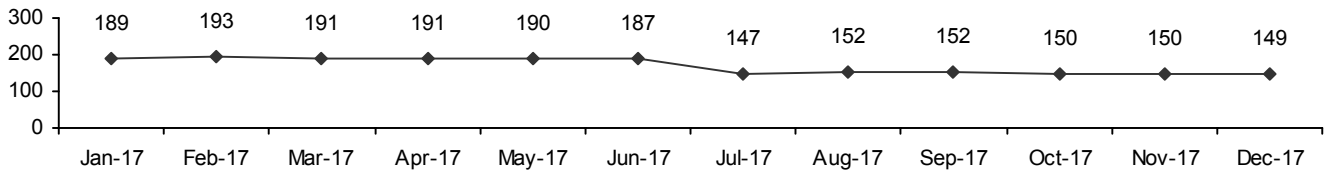
Provider Fast Facts by County

December 2017

Johnston County

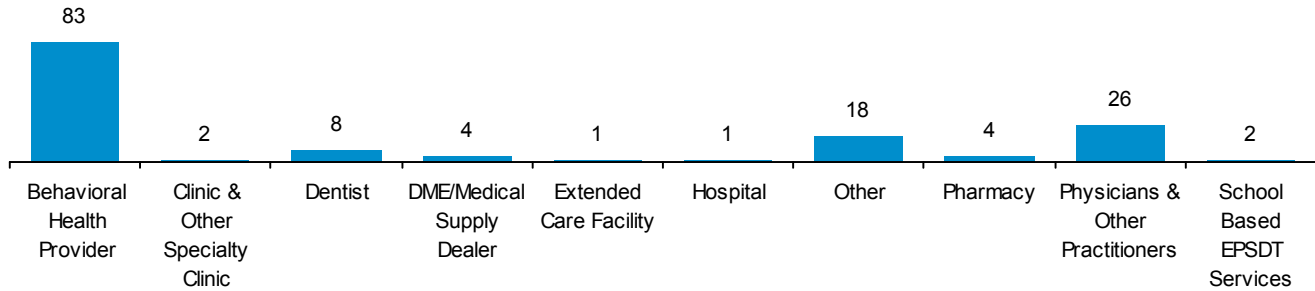
Provider Network is providers who are contracted to provide health care services by locations, programs, types, and specialties. Providers are being counted multiple times if they have multiple locations, programs, types, and/or specialties. The term "contracted" is defined as a provider that was enrolled with Oklahoma SoonerCare within the reporting period, it does not necessarily indicate participation.

Provider Network Count



1 Newly Enrolled Provider. The data is based on the new provider IDs added to the system during the reporting month. The effective date of the contract may or may not be in that month.

Provider Network by Type

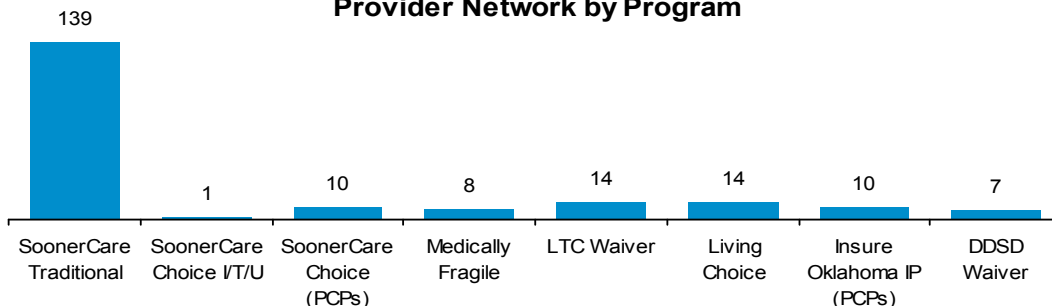


Primary Care Provider (PCP) Capacities

SoonerCare Program	Total Capacity	% of Capacity Used
SoonerCare Choice	5,925	25.87%
SoonerCare Choice I/T/U	500	20.00%
Insure Oklahoma IP	2,825	4.35%

Total Capacity represents the maximum number of members that PCPs request to have assigned within OHCA's limit. Panels on hold status are excluded from the capacity calculation.

Provider Network by Program



Acronyms

- DDSD - Developmental Disabilities Services Division
- DME - Durable Medical Equipment
- IP - Individual Plan
- I/T/U - Indian Health Service/Tribal/ Urban Indian
- LTC - Long-Term Care
- PCMH - Patient Centered Medical Home
- PCP - Primary Care Provider

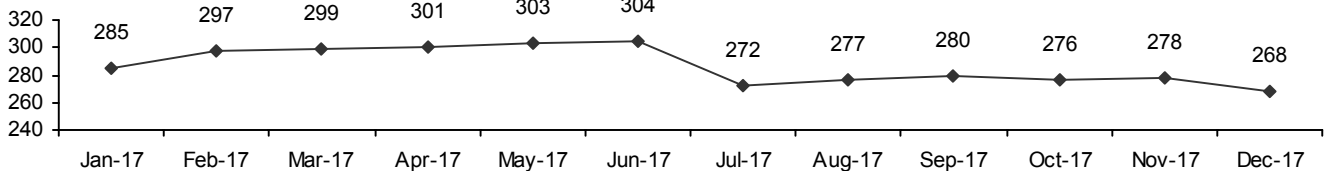
Provider Fast Facts by County

December 2017

Kay County

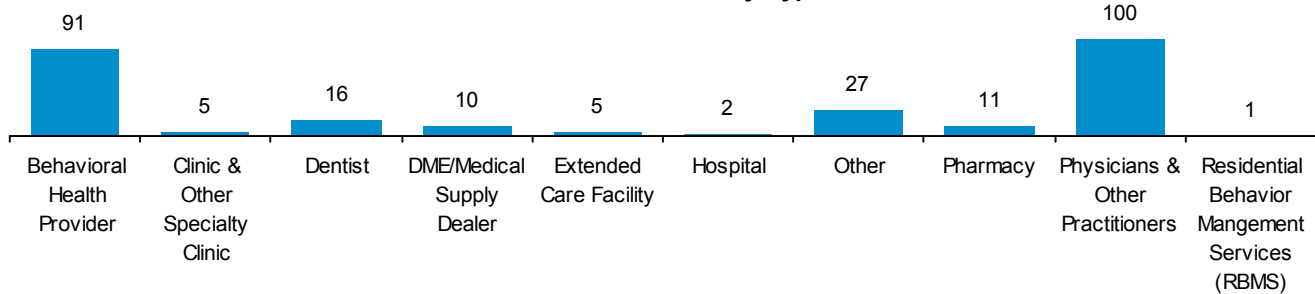
Provider Network is providers who are contracted to provide health care services by locations, programs, types, and specialties. Providers are being counted multiple times if they have multiple locations, programs, types, and/or specialties. The term "contracted" is defined as a provider that was enrolled with Oklahoma SoonerCare within the reporting period, it does not necessarily indicate participation.

Provider Network Count



3 Newly Enrolled Provider. The data is based on the new provider IDs added to the system during the reporting month. The effective date of the contract may or may not be in that month.

Provider Network by Type

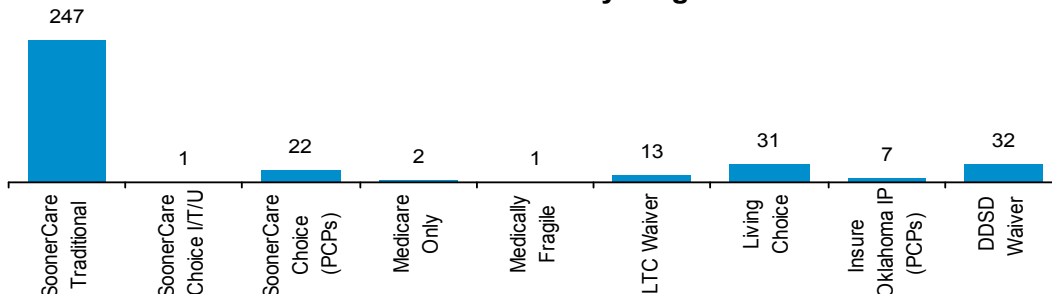


Primary Care Provider (PCP) Capacities

SoonerCare Program	Total Capacity	% of Capacity Used
SoonerCare Choice	15,750	48.40%
SoonerCare Choice I/T/U	100	44.00%
Insure Oklahoma IP	1,700	2.59%

Total Capacity represents the maximum number of members that PCPs request to have assigned within OHCA's limit. Panels on hold status are excluded from the capacity calculation.

Provider Network by Program



Acronyms

- DDSD - Developmental Disabilities Services Division
- DME - Durable Medical Equipment
- IP - Individual Plan
- I/T/U - Indian Health Service/Tribal/ Urban Indian
- LTC - Long-Term Care
- PCMH - Patient Centered Medical Home
- PCP - Primary Care Provider

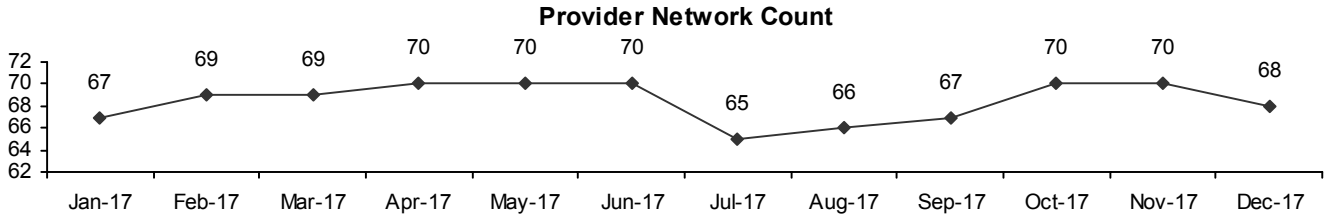
Provider Fast Facts by County

December 2017

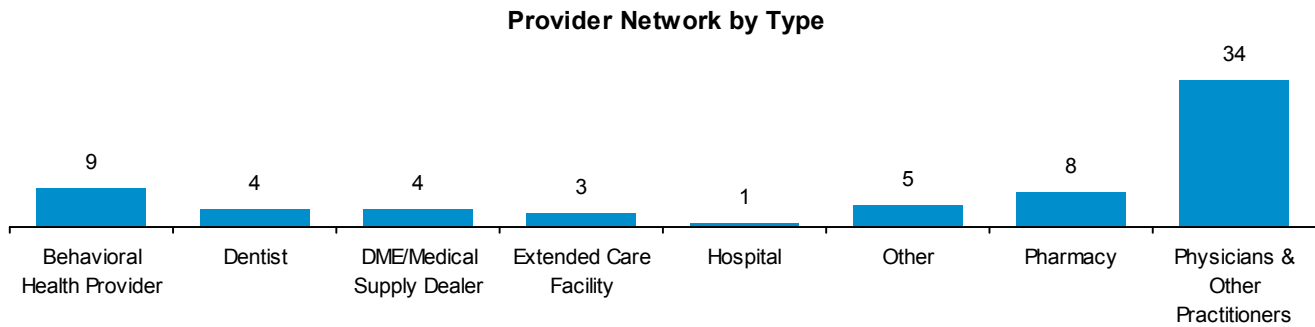


Kingfisher County

Provider Network is providers who are contracted to provide health care services by locations, programs, types, and specialties. Providers are being counted multiple times if they have multiple locations, programs, types, and/or specialties. The term "contracted" is defined as a provider that was enrolled with Oklahoma SoonerCare within the reporting period, it does not necessarily indicate participation.



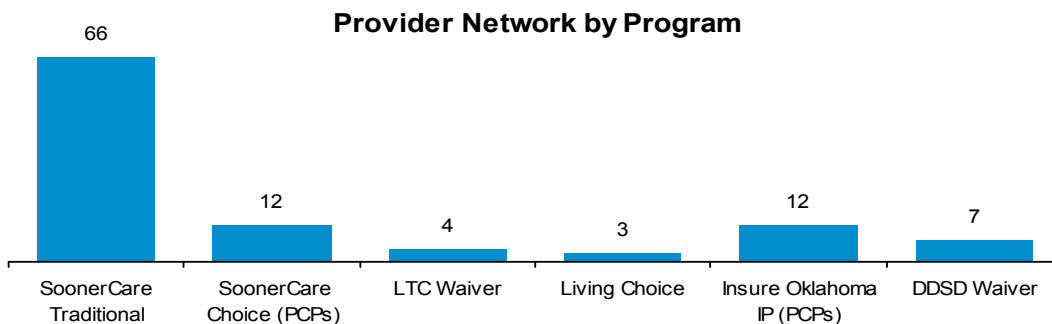
1 Newly Enrolled Provider. The data is based on the new provider IDs added to the system during the reporting month. The effective date of the contract may or may not be in that month.



Primary Care Provider (PCP) Capacities

SoonerCare Program	Total Capacity	% of Capacity Used
SoonerCare Choice	7,350	29.32%
Insure Oklahoma IP	2,600	0.88%

Total Capacity represents the maximum number of members that PCPs request to have assigned within OHCA's limit. Panels on hold status are excluded from the capacity calculation.



Acronyms

- DDSD - Developmental Disabilities Services Division
- DME - Durable Medical Equipment
- IP - Individual Plan
- I/T/U - Indian Health Service/Tribal/ Urban Indian
- LTC - Long-Term Care
- PCMH - Patient Centered Medical Home
- PCP - Primary Care Provider

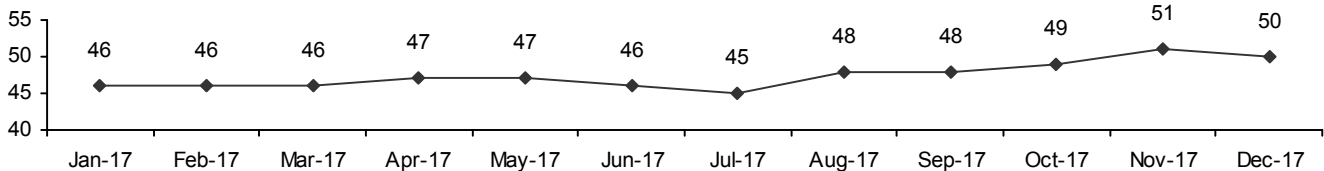
Provider Fast Facts by County

December 2017

Kiowa County

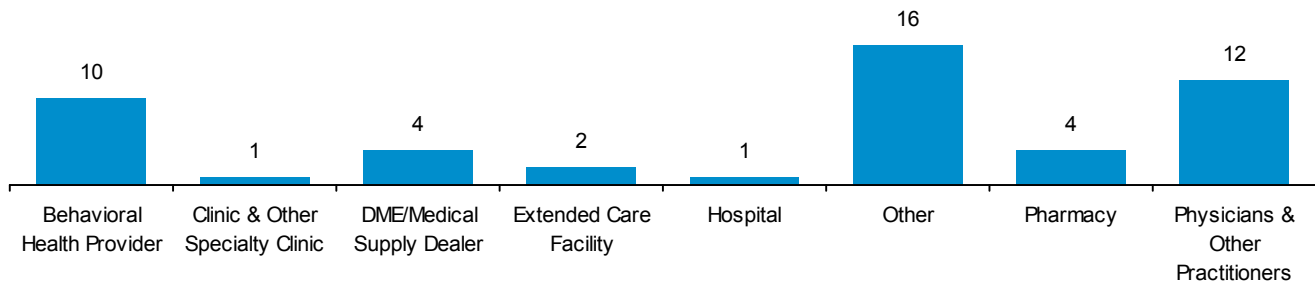
Provider Network is providers who are contracted to provide health care services by locations, programs, types, and specialties. Providers are being counted multiple times if they have multiple locations, programs, types, and/or specialties. The term "contracted" is defined as a provider that was enrolled with Oklahoma SoonerCare within the reporting period, it does not necessarily indicate participation.

Provider Network Count



0 Newly Enrolled Provider. The data is based on the new provider IDs added to the system during the reporting month. The effective date of the contract may or may not be in that month.

Provider Network by Type

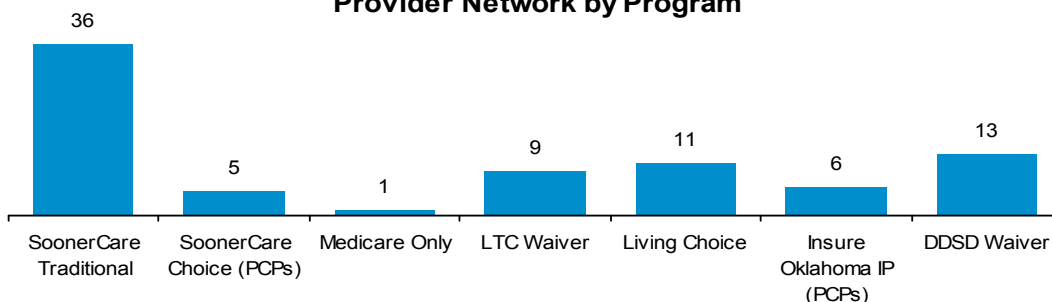


Primary Care Provider (PCP) Capacities

SoonerCare Program	Total Capacity	% of Capacity Used
SoonerCare Choice	2,150	55.49%
Insure Oklahoma IP	1,250	1.92%

Total Capacity represents the maximum number of members that PCPs request to have assigned within OHCA's limit. Panels on hold status are excluded from the capacity calculation.

Provider Network by Program



Acronyms

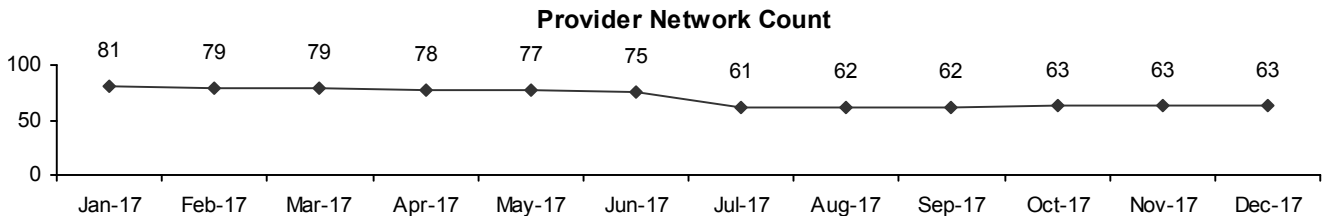
- DDSD - Developmental Disabilities Services Division
- DME - Durable Medical Equipment
- IP - Individual Plan
- I/T/U - Indian Health Service/Tribal/ Urban Indian
- LTC - Long-Term Care
- PCMH - Patient Centered Medical Home
- PCP - Primary Care Provider

Provider Fast Facts by County

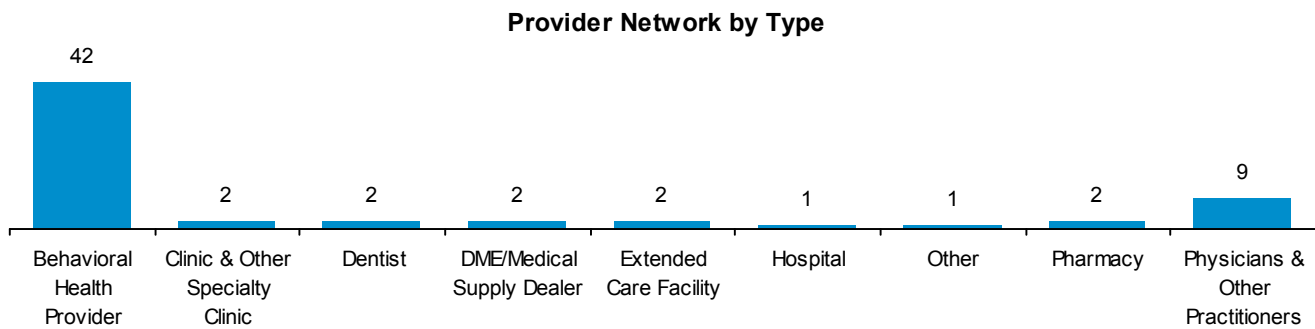
December 2017

Latimer County

Provider Network is providers who are contracted to provide health care services by locations, programs, types, and specialties. Providers are being counted multiple times if they have multiple locations, programs, types, and/or specialties. The term "contracted" is defined as a provider that was enrolled with Oklahoma SoonerCare within the reporting period, it does not necessarily indicate participation.



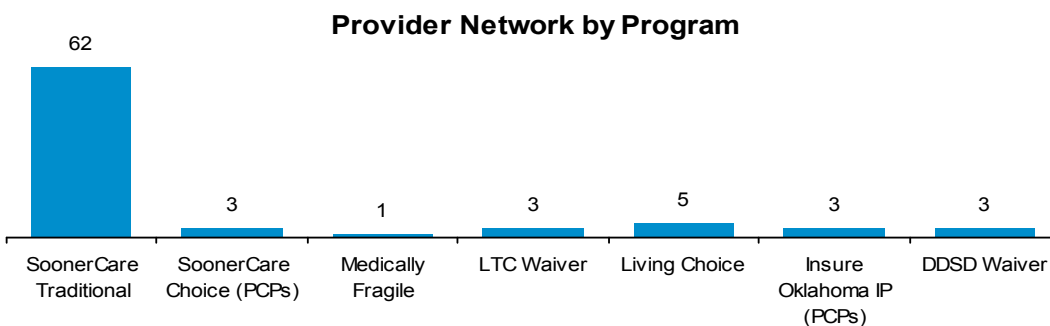
0 Newly Enrolled Provider. The data is based on the new provider IDs added to the system during the reporting month. The effective date of the contract may or may not be in that month.



Primary Care Provider (PCP) Capacities

SoonerCare Program	Total Capacity	% of Capacity Used
SoonerCare Choice	5,250	14.53%
Insure Oklahoma IP	1,600	0.94%

Total Capacity represents the maximum number of members that PCPs request to have assigned within OHCA's limit. Panels on hold status are excluded from the capacity calculation.



Acronyms

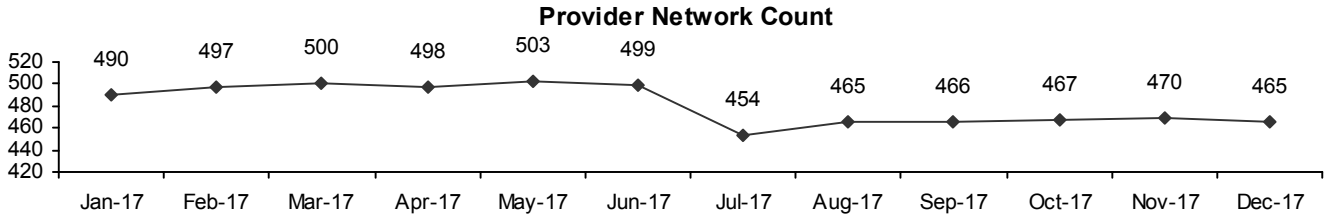
- DDSD - Developmental Disabilities Services Division
- DME - Durable Medical Equipment
- IP - Individual Plan
- I/T/U - Indian Health Service/Tribal/ Urban Indian
- LTC - Long-Term Care
- PCMH - Patient Centered Medical Home
- PCP - Primary Care Provider

Provider Fast Facts by County

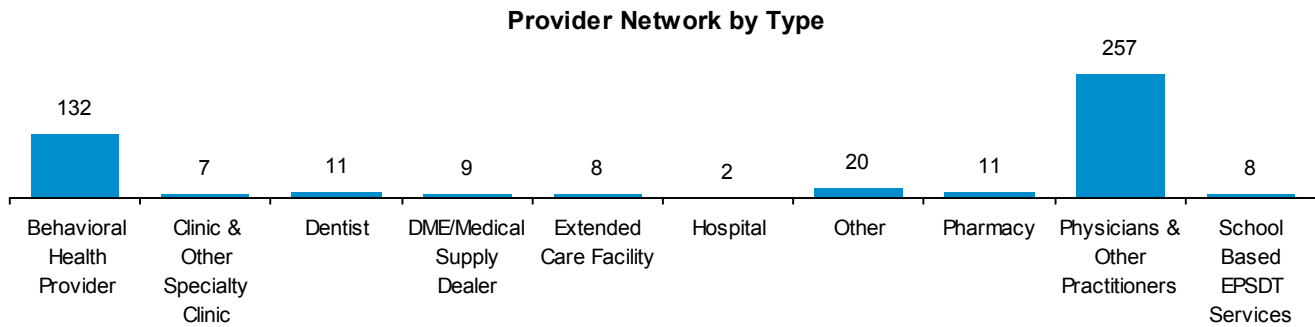
December 2017

LeFlore County

Provider Network is providers who are contracted to provide health care services by locations, programs, types, and specialties. Providers are being counted multiple times if they have multiple locations, programs, types, and/or specialties. The term "contracted" is defined as a provider that was enrolled with Oklahoma SoonerCare within the reporting period, it does not necessarily indicate participation.



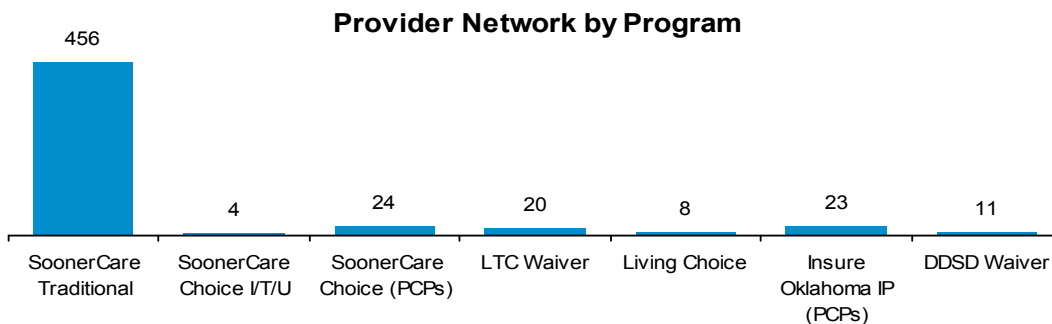
8 Newly Enrolled Provider. The data is based on the new provider IDs added to the system during the reporting month. The effective date of the contract may or may not be in that month.



Primary Care Provider (PCP) Capacities

SoonerCare Program	Total Capacity	% of Capacity Used
SoonerCare Choice	21,530	33.89%
SoonerCare Choice I/T/U	8,000	24.78%
Insure Oklahoma IP	7,120	0.72%

Total Capacity represents the maximum number of members that PCPs request to have assigned within OHCA's limit. Panels on hold status are excluded from the capacity calculation.



Acronyms

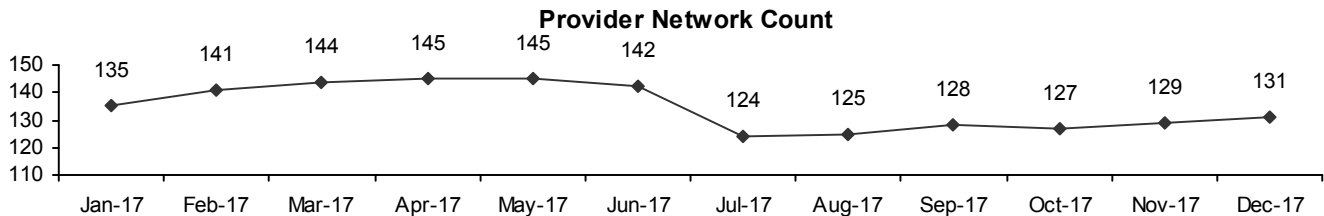
- DDSD - Developmental Disabilities Services Division
- DME - Durable Medical Equipment
- IP - Individual Plan
- I/T/U - Indian Health Service/Tribal/ Urban Indian
- LTC - Long-Term Care
- PCMH - Patient Centered Medical Home
- PCP - Primary Care Provider

Provider Fast Facts by County

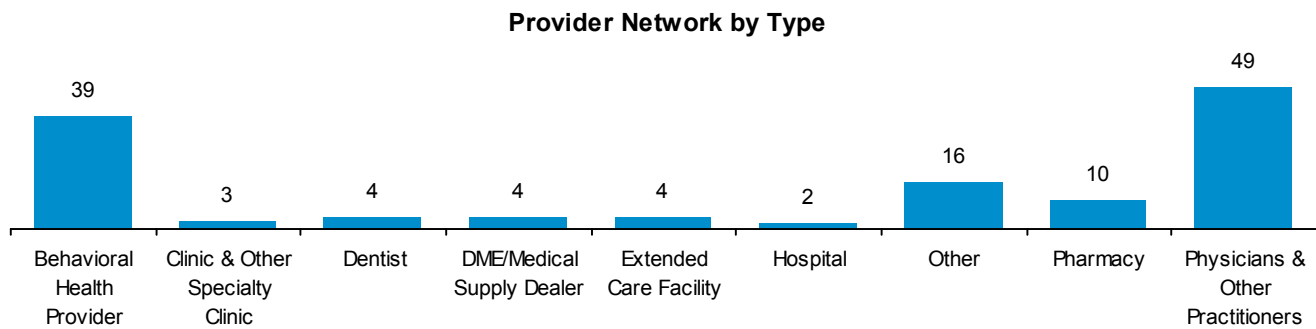
December 2017

Lincoln County

Provider Network is providers who are contracted to provide health care services by locations, programs, types, and specialties. Providers are being counted multiple times if they have multiple locations, programs, types, and/or specialties. The term "contracted" is defined as a provider that was enrolled with Oklahoma SoonerCare within the reporting period, it does not necessarily indicate participation.



3 Newly Enrolled Provider. The data is based on the new provider IDs added to the system during the reporting month. The effective date of the contract may or may not be in that month.

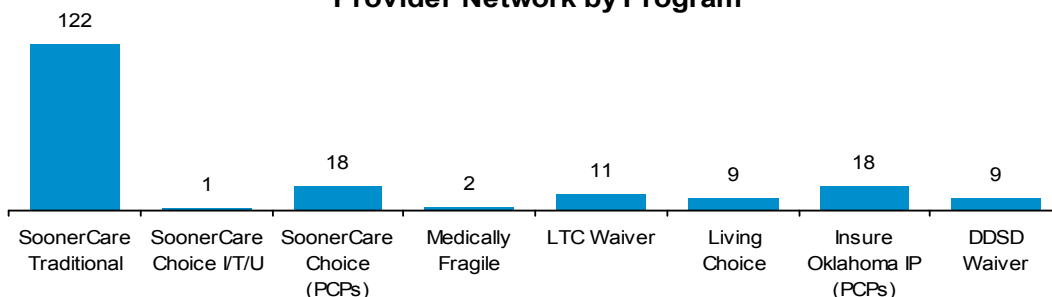


Primary Care Provider (PCP) Capacities

SoonerCare Program	Total Capacity	% of Capacity Used
SoonerCare Choice	13,450	19.13%
SoonerCare Choice I/T/U	99	29.29%
Insure Oklahoma IP	2,450	1.35%

Total Capacity represents the maximum number of members that PCPs request to have assigned within OHCA's limit. Panels on hold status are excluded from the capacity calculation.

Provider Network by Program



Acronyms

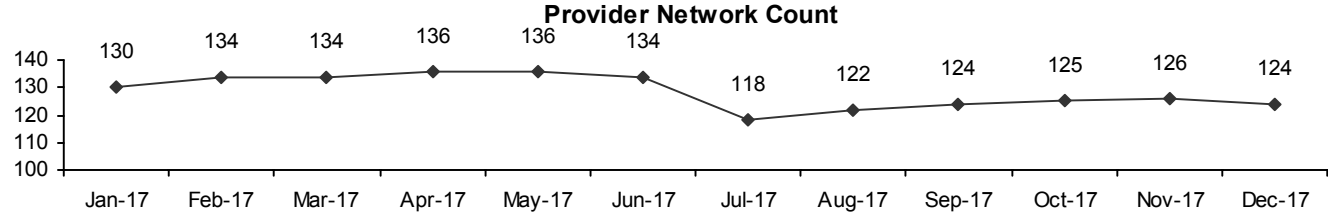
- DDSD - Developmental Disabilities Services Division
- DME - Durable Medical Equipment
- IP - Individual Plan
- I/T/U - Indian Health Service/Tribal/ Urban Indian
- LTC - Long-Term Care
- PCMH - Patient Centered Medical Home
- PCP - Primary Care Provider

Provider Fast Facts by County

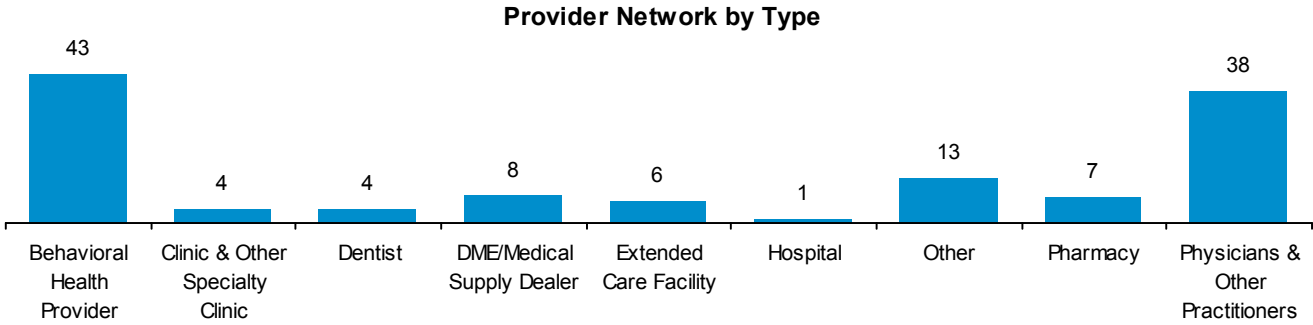
December 2017

Logan County

Provider Network is providers who are contracted to provide health care services by locations, programs, types, and specialties. Providers are being counted multiple times if they have multiple locations, programs, types, and/or specialties. The term "contracted" is defined as a provider that was enrolled with Oklahoma SoonerCare within the reporting period, it does not necessarily indicate participation.



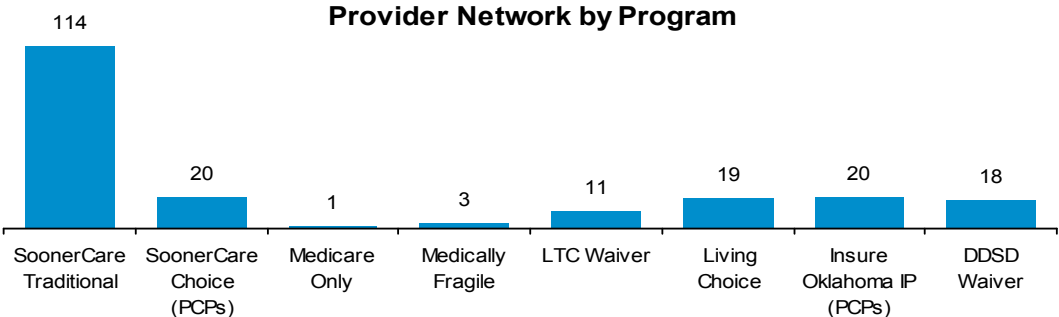
1 Newly Enrolled Provider. The data is based on the new provider IDs added to the system during the reporting month. The effective date of the contract may or may not be in that month.



Primary Care Provider (PCP) Capacities

SoonerCare Program	Total Capacity	% of Capacity Used
SoonerCare Choice	9,375	33.61%
Insure Oklahoma IP	3,625	1.02%

Total Capacity represents the maximum number of members that PCPs request to have assigned within OHCA's limit. Panels on hold status are excluded from the capacity calculation.



Acronyms

- DDSD - Developmental Disabilities Services Division
- DME - Durable Medical Equipment
- IP - Individual Plan
- I/T/U - Indian Health Service/Tribal/ Urban Indian
- LTC - Long-Term Care
- PCMH - Patient Centered Medical Home
- PCP - Primary Care Provider

Provider Fast Facts by County

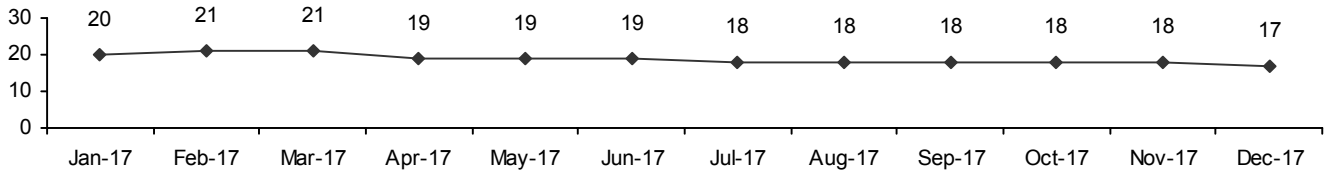
December 2017



Love County

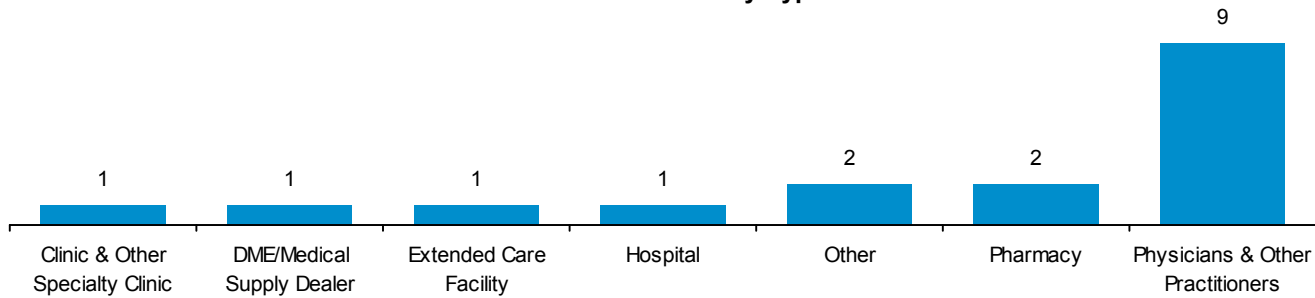
Provider Network is providers who are contracted to provide health care services by locations, programs, types, and specialties. Providers are being counted multiple times if they have multiple locations, programs, types, and/or specialties. The term "contracted" is defined as a provider that was enrolled with Oklahoma SoonerCare within the reporting period, it does not necessarily indicate participation.

Provider Network Count



0 Newly Enrolled Provider. The data is based on the new provider IDs added to the system during the reporting month. The effective date of the contract may or may not be in that month.

Provider Network by Type

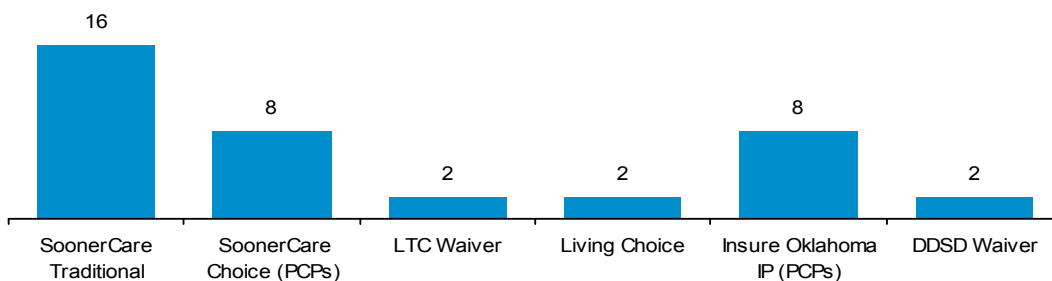


Primary Care Provider (PCP) Capacities

SoonerCare Program	Total Capacity	% of Capacity Used
SoonerCare Choice	12,500	5.59%
Insure Oklahoma IP	50	8.00%

Total Capacity represents the maximum number of members that PCPs request to have assigned within OHCA's limit. Panels on hold status are excluded from the capacity calculation.

Provider Network by Program



Acronyms

- DDSD - Developmental Disabilities Services Division
- DME - Durable Medical Equipment
- IP - Individual Plan
- I/T/U - Indian Health Service/Tribal/ Urban Indian
- LTC - Long-Term Care
- PCMH - Patient Centered Medical Home
- PCP - Primary Care Provider

Provider Fast Facts by County

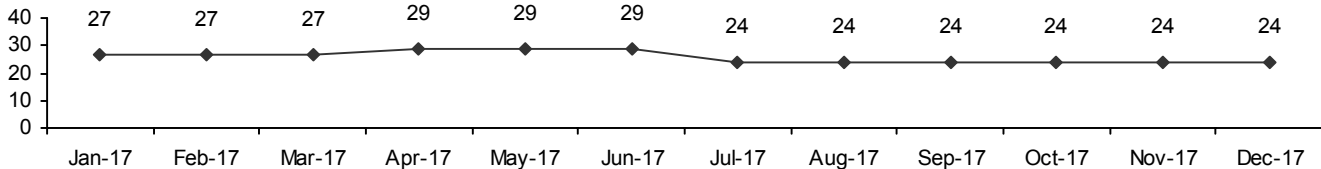
December 2017



Major County

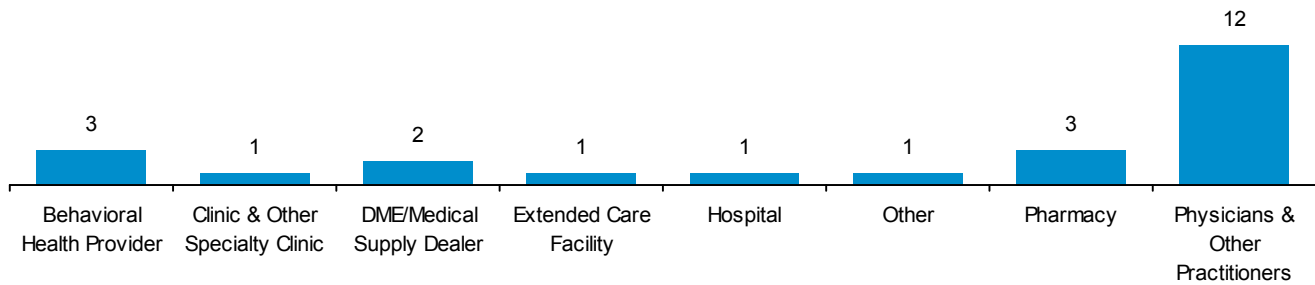
Provider Network is providers who are contracted to provide health care services by locations, programs, types, and specialties. Providers are being counted multiple times if they have multiple locations, programs, types, and/or specialties. The term "contracted" is defined as a provider that was enrolled with Oklahoma SoonerCare within the reporting period, it does not necessarily indicate participation.

Provider Network Count



0 Newly Enrolled Provider. The data is based on the new provider IDs added to the system during the reporting month. The effective date of the contract may or may not be in that month.

Provider Network by Type

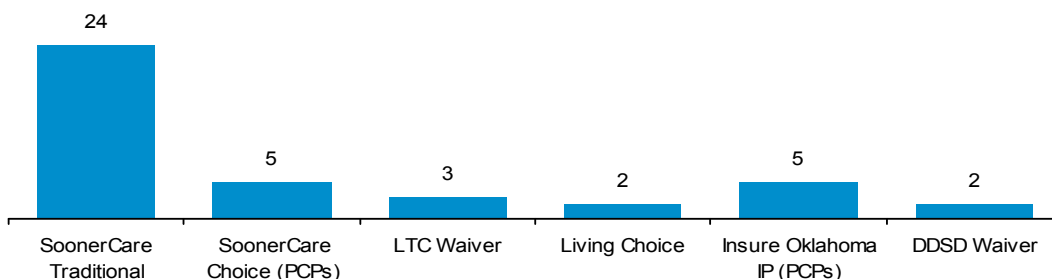


Primary Care Provider (PCP) Capacities

SoonerCare Program	Total Capacity	% of Capacity Used
SoonerCare Choice	1,000	54.40%
Insure Oklahoma IP	500	1.80%

Total Capacity represents the maximum number of members that PCPs request to have assigned within OHCA's limit. Panels on hold status are excluded from the capacity calculation.

Provider Network by Program



Acronyms

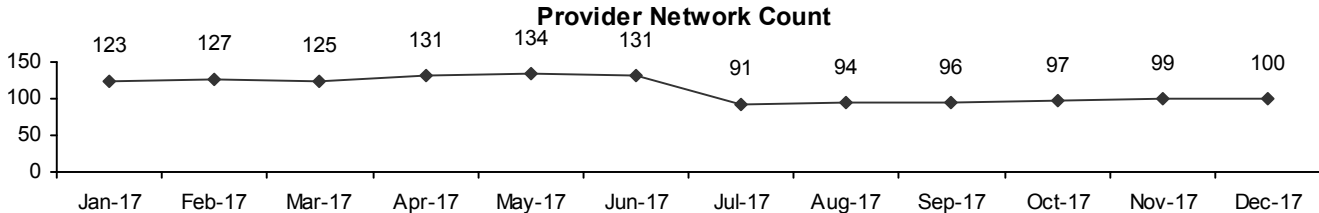
- DDSD - Developmental Disabilities Services Division
- DME - Durable Medical Equipment
- IP - Individual Plan
- I/T/U - Indian Health Service/Tribal/ Urban Indian
- LTC - Long-Term Care
- PCMH - Patient Centered Medical Home
- PCP - Primary Care Provider

Provider Fast Facts by County

December 2017

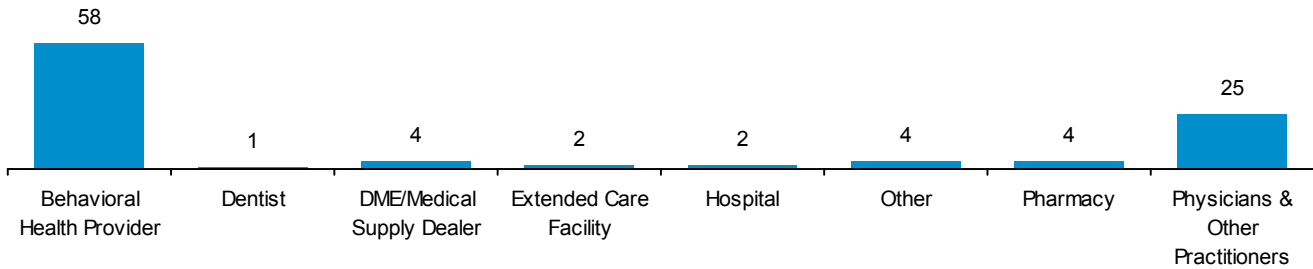
Marshall County

Provider Network is providers who are contracted to provide health care services by locations, programs, types, and specialties. Providers are being counted multiple times if they have multiple locations, programs, types, and/or specialties. The term "contracted" is defined as a provider that was enrolled with Oklahoma SoonerCare within the reporting period, it does not necessarily indicate participation.



0 Newly Enrolled Provider. The data is based on the new provider IDs added to the system during the reporting month. The effective date of the contract may or may not be in that month.

Provider Network by Type

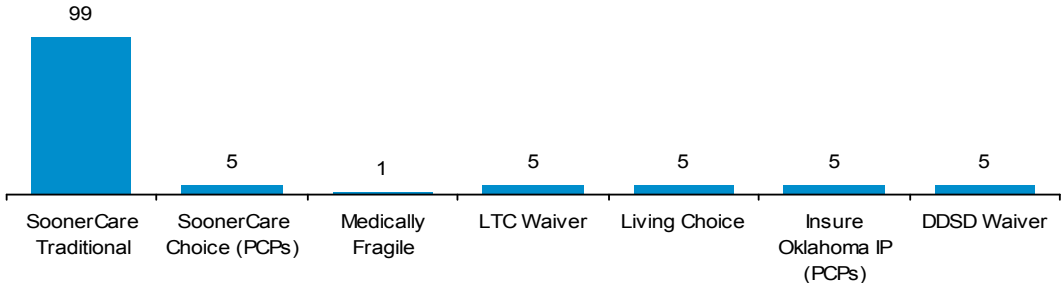


Primary Care Provider (PCP) Capacities

SoonerCare Program	Total Capacity	% of Capacity Used
SoonerCare Choice	6,100	23.59%
Insure Oklahoma IP	2,050	0.68%

Total Capacity represents the maximum number of members that PCPs request to have assigned within OHCA's limit. Panels on hold status are excluded from the capacity calculation.

Provider Network by Program



Acronyms

- DDSD - Developmental Disabilities Services Division
- DME - Durable Medical Equipment
- IP - Individual Plan
- I/T/U - Indian Health Service/Tribal/ Urban Indian
- LTC - Long-Term Care
- PCMH - Patient Centered Medical Home
- PCP - Primary Care Provider

Provider Fast Facts by County

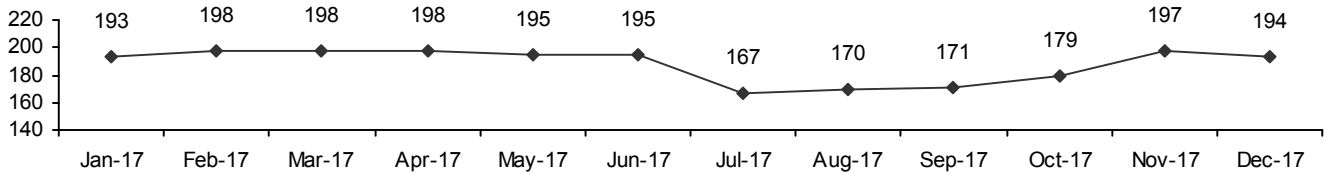
December 2017

Mayes County



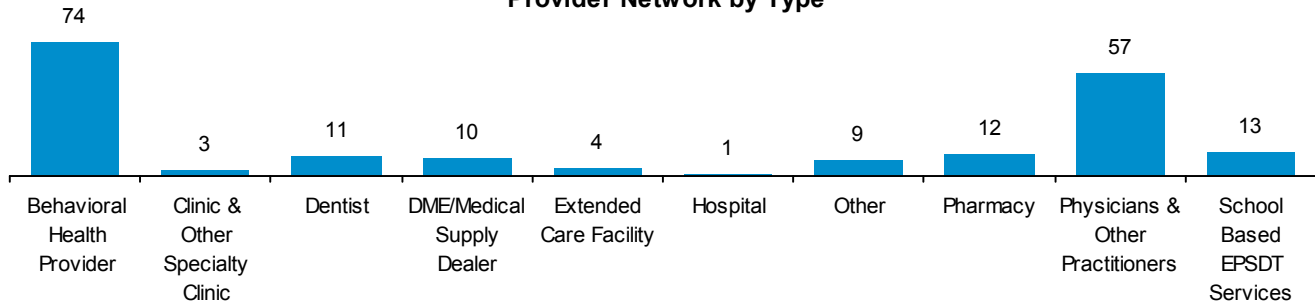
Provider Network is providers who are contracted to provide health care services by locations, programs, types, and specialties. Providers are being counted multiple times if they have multiple locations, programs, types, and/or specialties. The term "contracted" is defined as a provider that was enrolled with Oklahoma SoonerCare within the reporting period, it does not necessarily indicate participation.

Provider Network Count



5 Newly Enrolled Provider. The data is based on the new provider IDs added to the system during the reporting month. The effective date of the contract may or may not be in that month.

Provider Network by Type

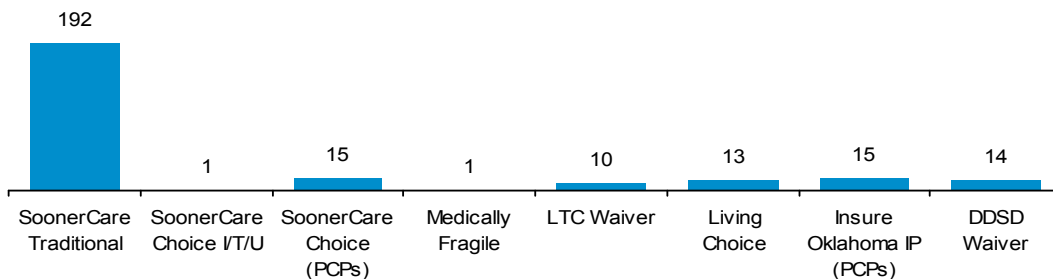


Primary Care Provider (PCP) Capacities

SoonerCare Program	Total Capacity	% of Capacity Used
SoonerCare Choice	7,850	58.33%
SoonerCare Choice I/T/U	2,500	9.60%
Insure Oklahoma IP	3,150	1.52%

Total Capacity represents the maximum number of members that PCPs request to have assigned within OHCA's limit. Panels on hold status are excluded from the capacity calculation.

Provider Network by Program



Acronyms

- DDSD - Developmental Disabilities Services Division
- DME - Durable Medical Equipment
- IP - Individual Plan
- I/T/U - Indian Health Service/Tribal/ Urban Indian
- LTC - Long-Term Care
- PCMH - Patient Centered Medical Home
- PCP - Primary Care Provider

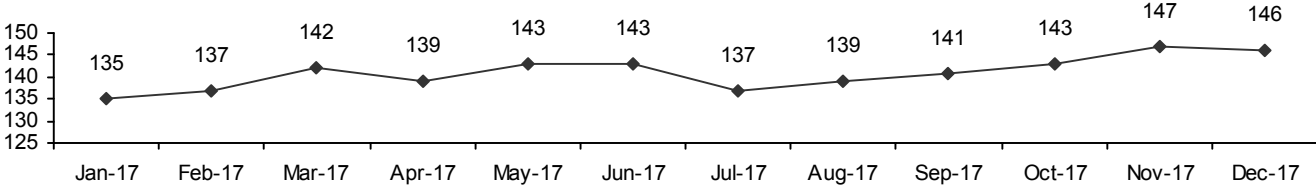
Provider Fast Facts by County

December 2017

McClain County

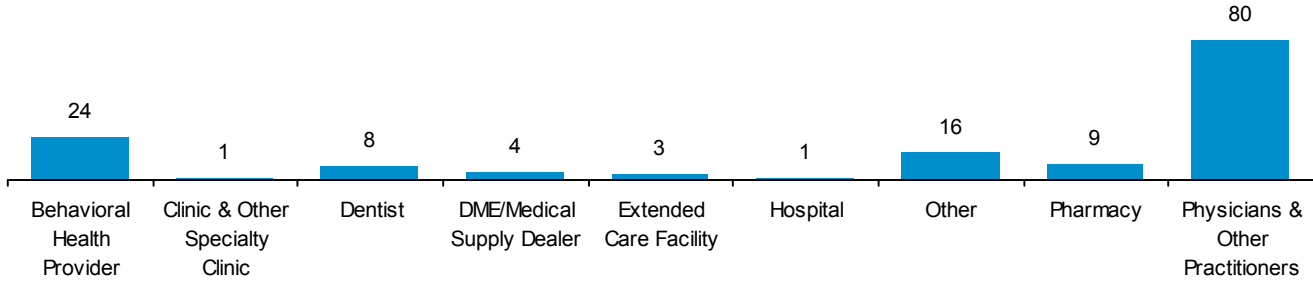
Provider Network is providers who are contracted to provide health care services by locations, programs, types, and specialties. Providers are being counted multiple times if they have multiple locations, programs, types, and/or specialties. The term "contracted" is defined as a provider that was enrolled with Oklahoma SoonerCare within the reporting period, it does not necessarily indicate participation.

Provider Network Count



0 Newly Enrolled Provider. The data is based on the new provider IDs added to the system during the reporting month. The effective date of the contract may or may not be in that month.

Provider Network by Type

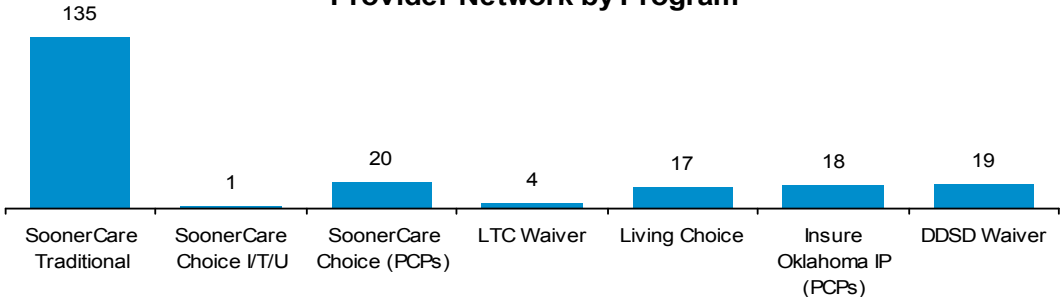


Primary Care Provider (PCP) Capacities

SoonerCare Program	Total Capacity	% of Capacity Used
SoonerCare Choice	6,070	60.49%
SoonerCare Choice I/T/U	500	12.40%
Insure Oklahoma IP	2,335	1.71%

Total Capacity represents the maximum number of members that PCPs request to have assigned within OHCA's limit. Panels on hold status are excluded from the capacity calculation.

Provider Network by Program



Acronyms

- DDSD - Developmental Disabilities Services Division
- DME - Durable Medical Equipment
- IP - Individual Plan
- I/T/U - Indian Health Service/Tribal/ Urban Indian
- LTC - Long-Term Care
- PCMH - Patient Centered Medical Home
- PCP - Primary Care Provider

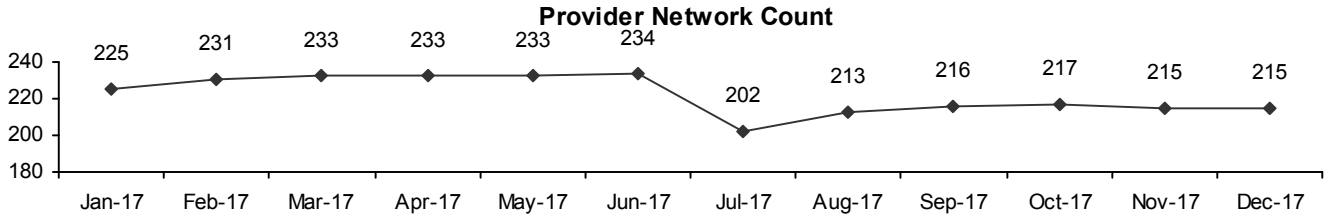
Provider Fast Facts by County

December 2017

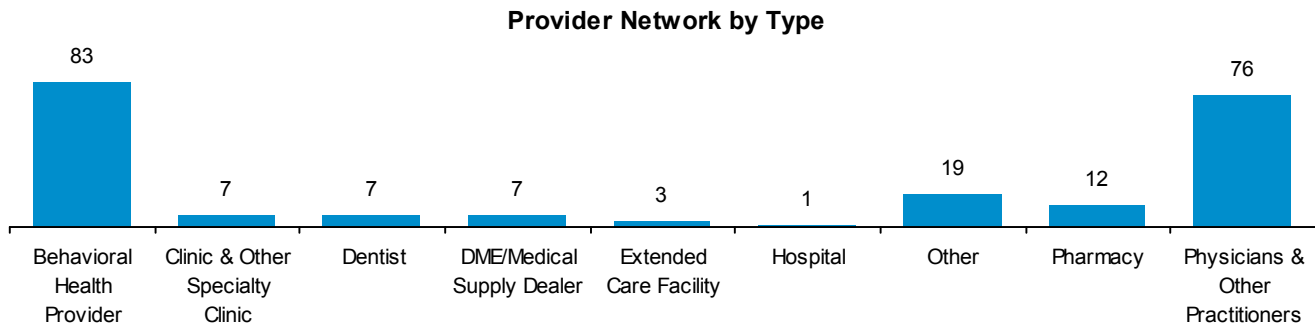


McCurtain County

Provider Network is providers who are contracted to provide health care services by locations, programs, types, and specialties. Providers are being counted multiple times if they have multiple locations, programs, types, and/or specialties. The term "contracted" is defined as a provider that was enrolled with Oklahoma SoonerCare within the reporting period, it does not necessarily indicate participation.



1 Newly Enrolled Provider. The data is based on the new provider IDs added to the system during the reporting month. The effective date of the contract may or may not be in that month.

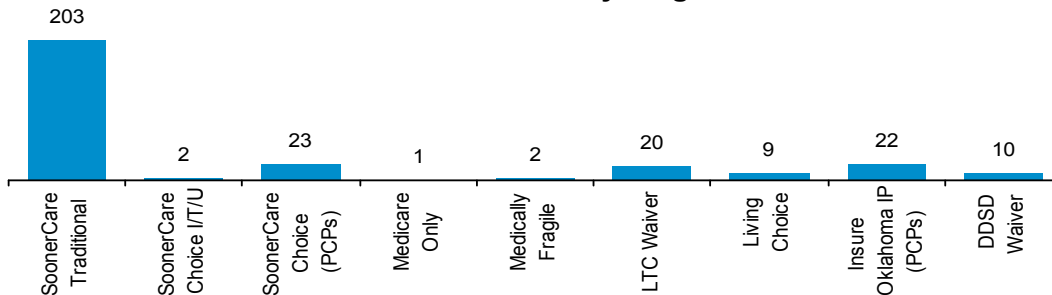


Primary Care Provider (PCP) Capacities

SoonerCare Program	Total Capacity	% of Capacity Used
SoonerCare Choice	19,569	31.92%
SoonerCare Choice I/T/U	3,750	7.47%
Insure Oklahoma IP	6,685	0.46%

Total Capacity represents the maximum number of members that PCPs request to have assigned within OHCA's limit. Panels on hold status are excluded from the capacity calculation.

Provider Network by Program



Acronyms

- DDSD - Developmental Disabilities Services Division
- DME - Durable Medical Equipment
- IP - Individual Plan
- I/T/U - Indian Health Service/Tribal/ Urban Indian
- LTC - Long-Term Care
- PCMH - Patient Centered Medical Home
- PCP - Primary Care Provider

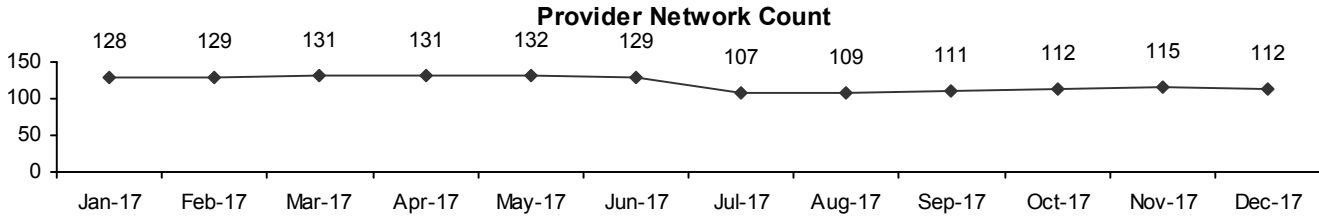
Provider Fast Facts by County

December 2017

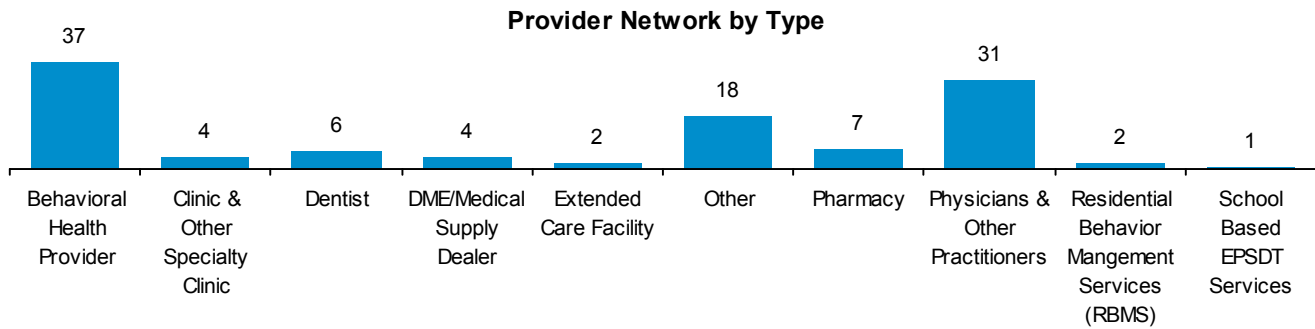


McIntosh County

Provider Network is providers who are contracted to provide health care services by locations, programs, types, and specialties. Providers are being counted multiple times if they have multiple locations, programs, types, and/or specialties. The term "contracted" is defined as a provider that was enrolled with Oklahoma SoonerCare within the reporting period, it does not necessarily indicate participation.



1 Newly Enrolled Provider. The data is based on the new provider IDs added to the system during the reporting month. The effective date of the contract may or may not be in that month.

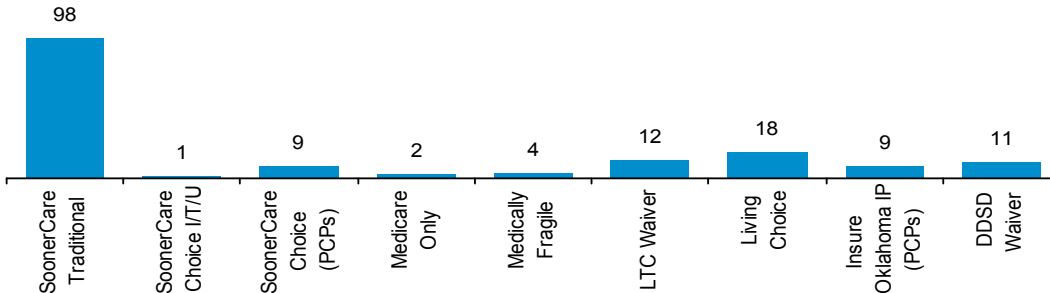


Primary Care Provider (PCP) Capacities

SoonerCare Program	Total Capacity	% of Capacity Used
SoonerCare Choice	3,950	36.20%
SoonerCare Choice I/T/U	800	14.38%
Insure Oklahoma IP	3,900	0.72%

Total Capacity represents the maximum number of members that PCPs request to have assigned within OHCA's limit. Panels on hold status are excluded from the capacity calculation.

Provider Network by Program



Acronyms

- DDSD - Developmental Disabilities Services Division
- DME - Durable Medical Equipment
- IP - Individual Plan
- I/T/U - Indian Health Service/Tribal/ Urban Indian
- LTC - Long-Term Care
- PCMH - Patient Centered Medical Home
- PCP - Primary Care Provider

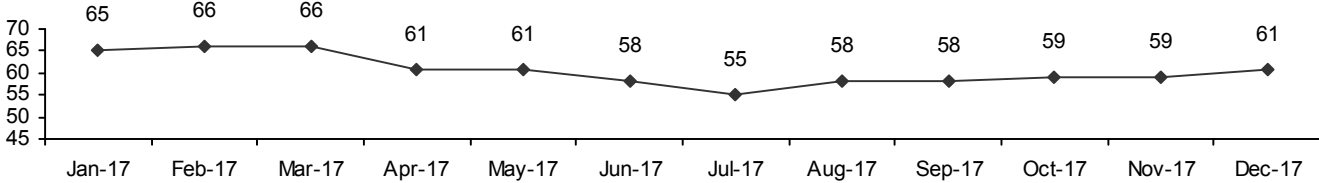
Provider Fast Facts by County

December 2017

Murray County

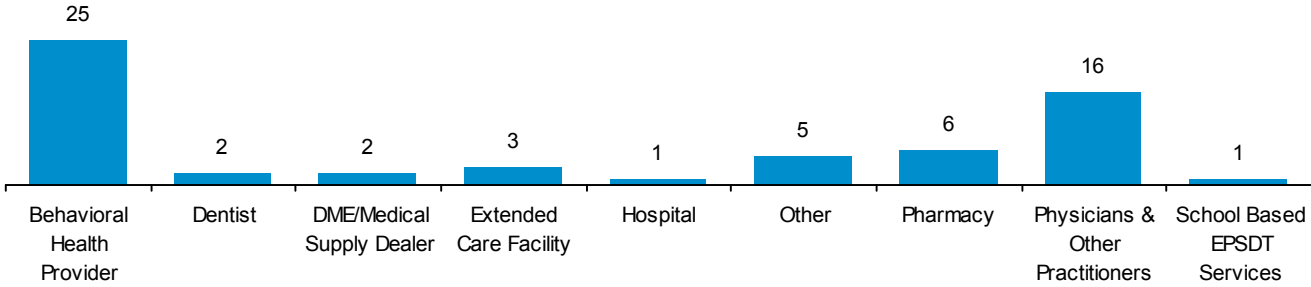
Provider Network is providers who are contracted to provide health care services by locations, programs, types, and specialties. Providers are being counted multiple times if they have multiple locations, programs, types, and/or specialties. The term "contracted" is defined as a provider that was enrolled with Oklahoma SoonerCare within the reporting period, it does not necessarily indicate participation.

Provider Network Count



0 Newly Enrolled Provider. The data is based on the new provider IDs added to the system during the reporting month. The effective date of the contract may or may not be in that month.

Provider Network by Type

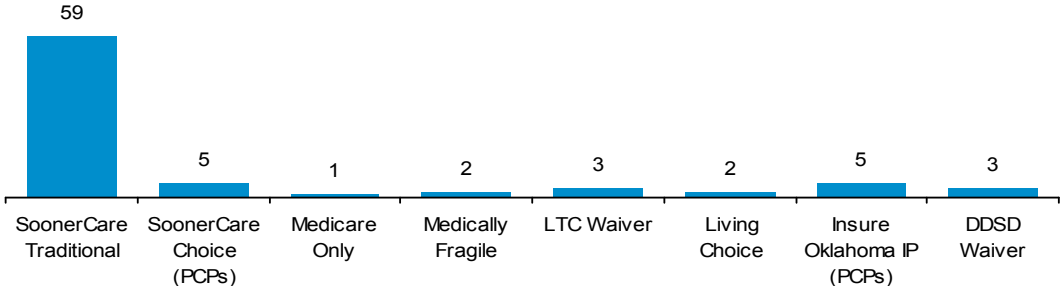


Primary Care Provider (PCP) Capacities

SoonerCare Program	Total Capacity	% of Capacity Used
SoonerCare Choice	5,775	17.33%
Insure Oklahoma IP	2,425	0.33%

Total Capacity represents the maximum number of members that PCPs request to have assigned within OHCA's limit. Panels on hold status are excluded from the capacity calculation.

Provider Network by Program



Acronyms

- DDSD - Developmental Disabilities Services Division
- DME - Durable Medical Equipment
- IP - Individual Plan
- I/T/U - Indian Health Service/Tribal/ Urban Indian
- LTC - Long-Term Care
- PCMH - Patient Centered Medical Home
- PCP - Primary Care Provider

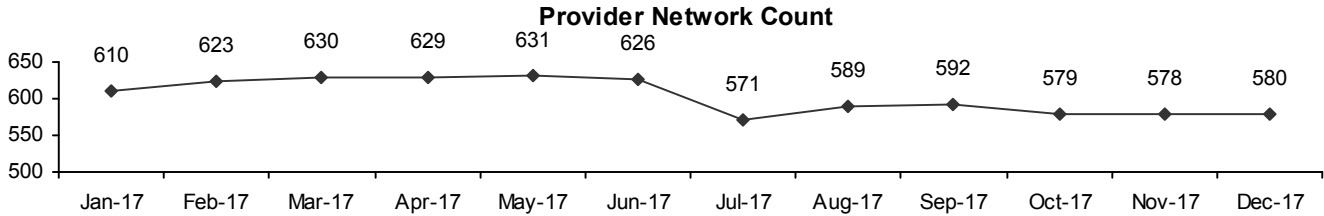
Provider Fast Facts by County

December 2017

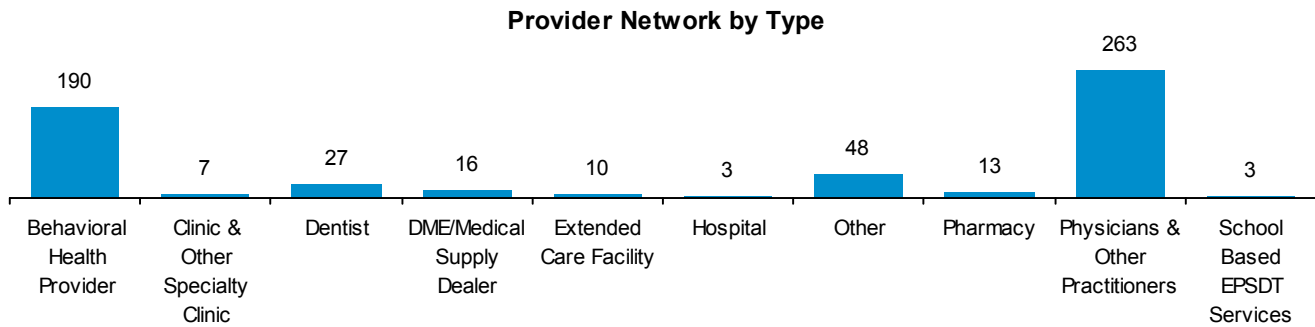


Muskogee County

Provider Network is providers who are contracted to provide health care services by locations, programs, types, and specialties. Providers are being counted multiple times if they have multiple locations, programs, types, and/or specialties. The term "contracted" is defined as a provider that was enrolled with Oklahoma SoonerCare within the reporting period, it does not necessarily indicate participation.



9 Newly Enrolled Provider. The data is based on the new provider IDs added to the system during the reporting month. The effective date of the contract may or may not be in that month.

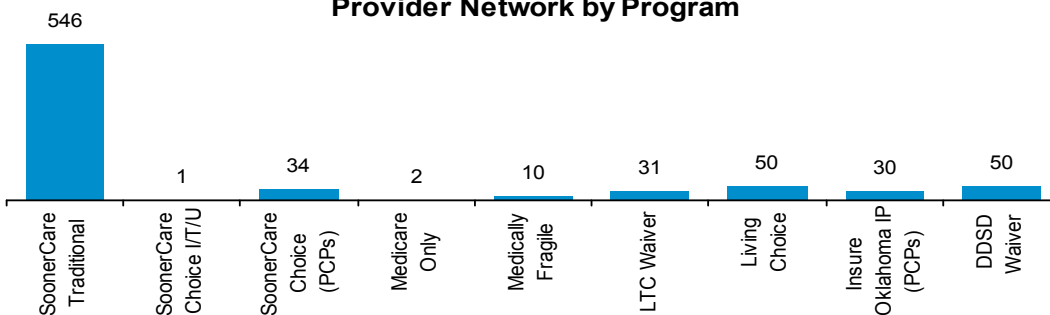


Primary Care Provider (PCP) Capacities

SoonerCare Program	Total Capacity	% of Capacity Used
SoonerCare Choice	27,629	42.12%
SoonerCare Choice I/T/U	2,500	30.44%
Insure Oklahoma IP	5,611	0.66%

Total Capacity represents the maximum number of members that PCPs request to have assigned within OHCA's limit. Panels on hold status are excluded from the capacity calculation.

Provider Network by Program



Acronyms

- DDSD - Developmental Disabilities Services Division
- DME - Durable Medical Equipment
- IP - Individual Plan
- I/T/U - Indian Health Service/Tribal/ Urban Indian
- LTC - Long-Term Care
- PCMH - Patient Centered Medical Home
- PCP - Primary Care Provider

Provider Fast Facts by County

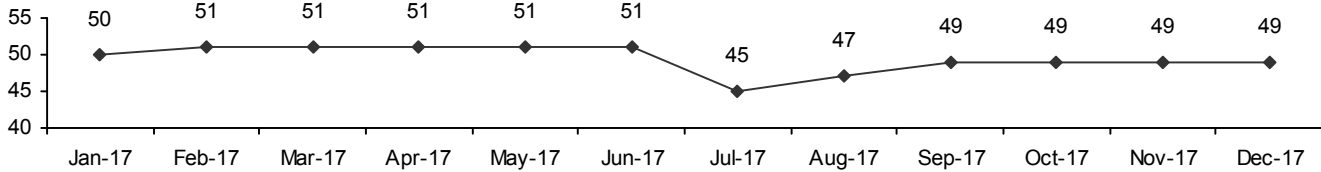
December 2017

Noble County



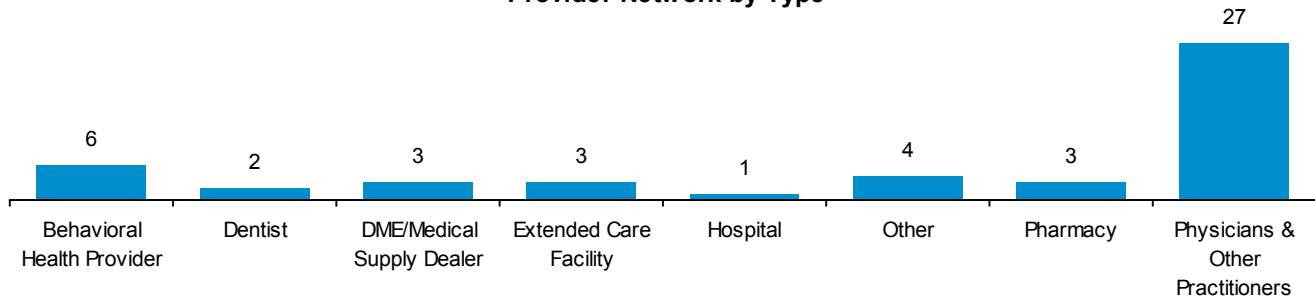
Provider Network is providers who are contracted to provide health care services by locations, programs, types, and specialties. Providers are being counted multiple times if they have multiple locations, programs, types, and/or specialties. The term "contracted" is defined as a provider that was enrolled with Oklahoma SoonerCare within the reporting period, it does not necessarily indicate participation.

Provider Network Count



0 Newly Enrolled Provider. The data is based on the new provider IDs added to the system during the reporting month. The effective date of the contract may or may not be in that month.

Provider Network by Type

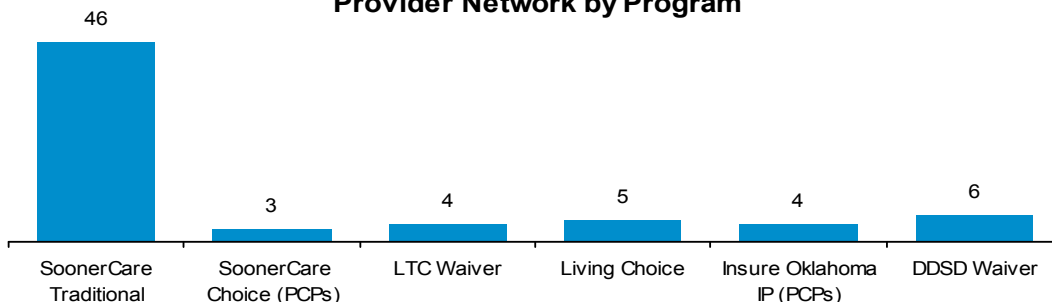


Primary Care Provider (PCP) Capacities

SoonerCare Program	Total Capacity	% of Capacity Used
SoonerCare Choice	1,100	62.27%
Insure Oklahoma IP	500	1.60%

Total Capacity represents the maximum number of members that PCPs request to have assigned within OHCA's limit. Panels on hold status are excluded from the capacity calculation.

Provider Network by Program



Acronyms

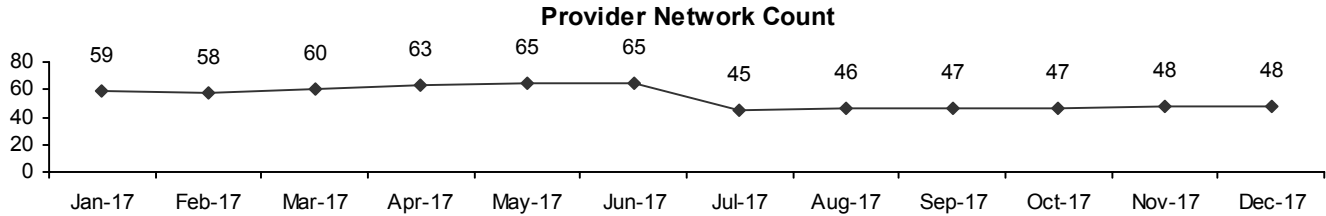
- DDSD - Developmental Disabilities Services Division
- DME - Durable Medical Equipment
- IP - Individual Plan
- I/T/U - Indian Health Service/Tribal/ Urban Indian
- LTC - Long-Term Care
- PCMH - Patient Centered Medical Home
- PCP - Primary Care Provider

Provider Fast Facts by County

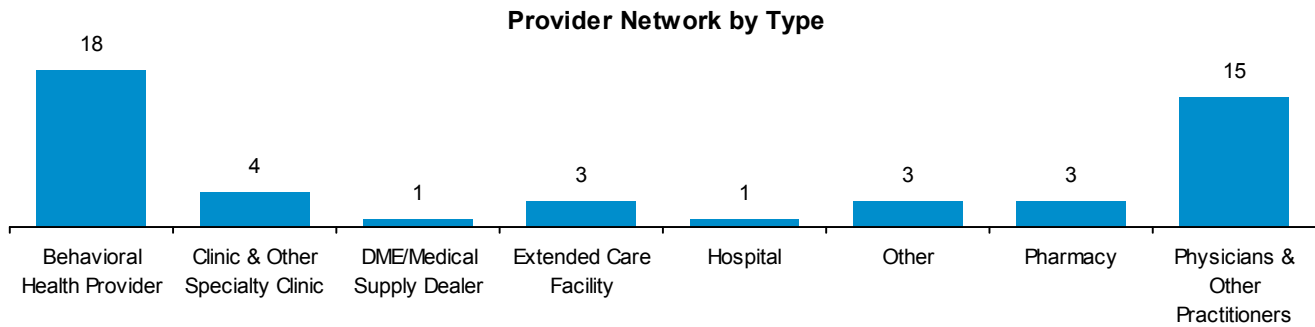
December 2017

Nowata County

Provider Network is providers who are contracted to provide health care services by locations, programs, types, and specialties. Providers are being counted multiple times if they have multiple locations, programs, types, and/or specialties. The term "contracted" is defined as a provider that was enrolled with Oklahoma SoonerCare within the reporting period, it does not necessarily indicate participation.



0 Newly Enrolled Provider. The data is based on the new provider IDs added to the system during the reporting month. The effective date of the contract may or may not be in that month.

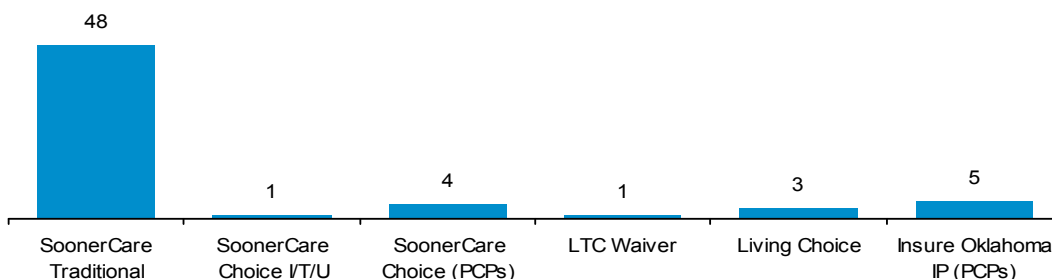


Primary Care Provider (PCP) Capacities

SoonerCare Program	Total Capacity	% of Capacity Used
SoonerCare Choice	5,000	15.72%
SoonerCare Choice I/T/U	2,500	2.32%
Insure Oklahoma IP	6,150	0.21%

Total Capacity represents the maximum number of members that PCPs request to have assigned within OHCA's limit. Panels on hold status are excluded from the capacity calculation.

Provider Network by Program



Acronyms

- DDSD - Developmental Disabilities Services Division
- DME - Durable Medical Equipment
- IP - Individual Plan
- I/T/U - Indian Health Service/Tribal/ Urban Indian
- LTC - Long-Term Care
- PCMH - Patient Centered Medical Home
- PCP - Primary Care Provider

Provider Fast Facts by County

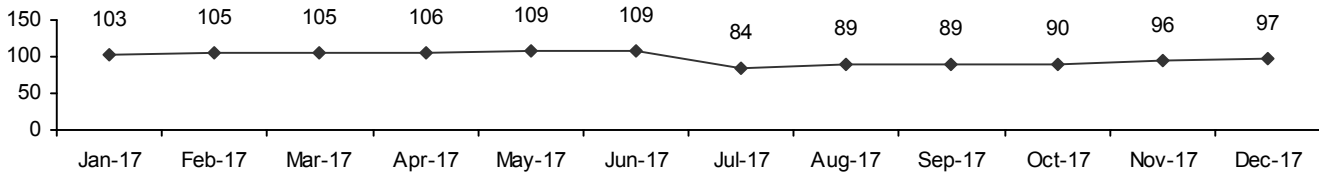
December 2017



Okfuskee County

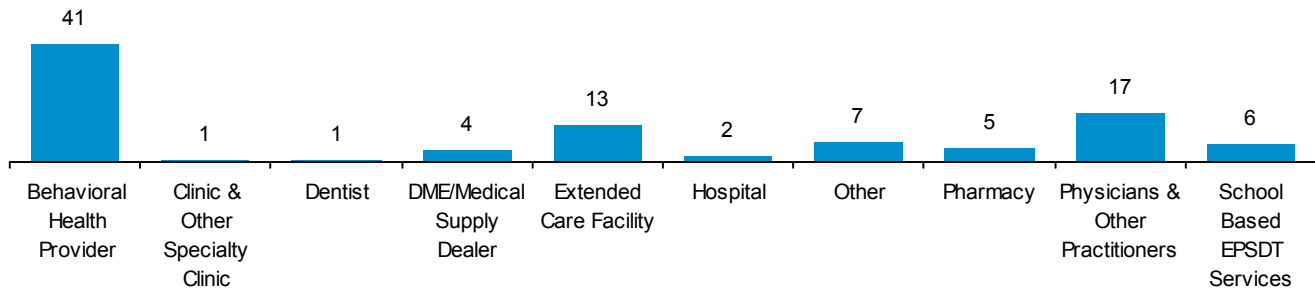
Provider Network is providers who are contracted to provide health care services by locations, programs, types, and specialties. Providers are being counted multiple times if they have multiple locations, programs, types, and/or specialties. The term "contracted" is defined as a provider that was enrolled with Oklahoma SoonerCare within the reporting period, it does not necessarily indicate participation.

Provider Network Count



0 Newly Enrolled Provider. The data is based on the new provider IDs added to the system during the reporting month. The effective date of the contract may or may not be in that month.

Provider Network by Type

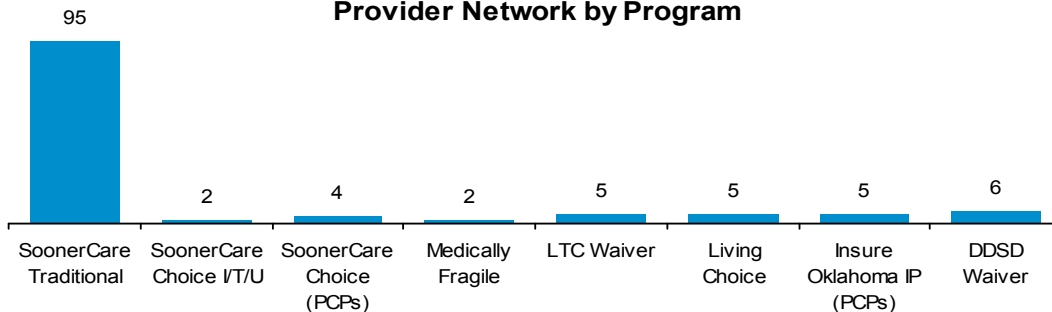


Primary Care Provider (PCP) Capacities

SoonerCare Program	Total Capacity	% of Capacity Used
SoonerCare Choice	1,350	64.96%
SoonerCare Choice I/T/U	3,900	3.28%
Insure Oklahoma IP	6,000	0.08%

Total Capacity represents the maximum number of members that PCPs request to have assigned within OHCA's limit. Panels on hold status are excluded from the capacity calculation.

Provider Network by Program



Acronyms

- DDSD - Developmental Disabilities Services Division
- DME - Durable Medical Equipment
- IP - Individual Plan
- I/T/U - Indian Health Service/Tribal/ Urban Indian
- LTC - Long-Term Care
- PCMH - Patient Centered Medical Home
- PCP - Primary Care Provider

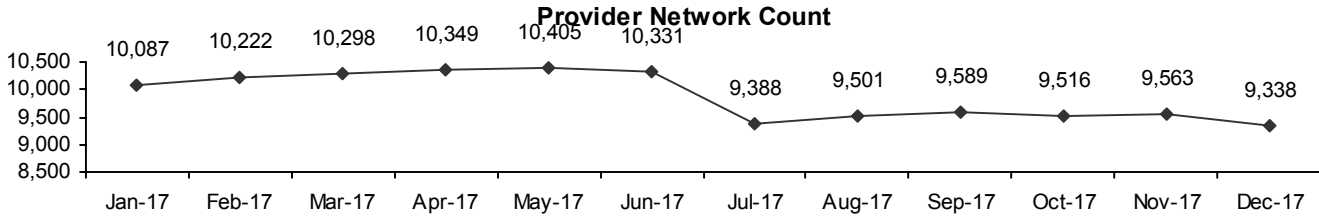
Provider Fast Facts by County

December 2017

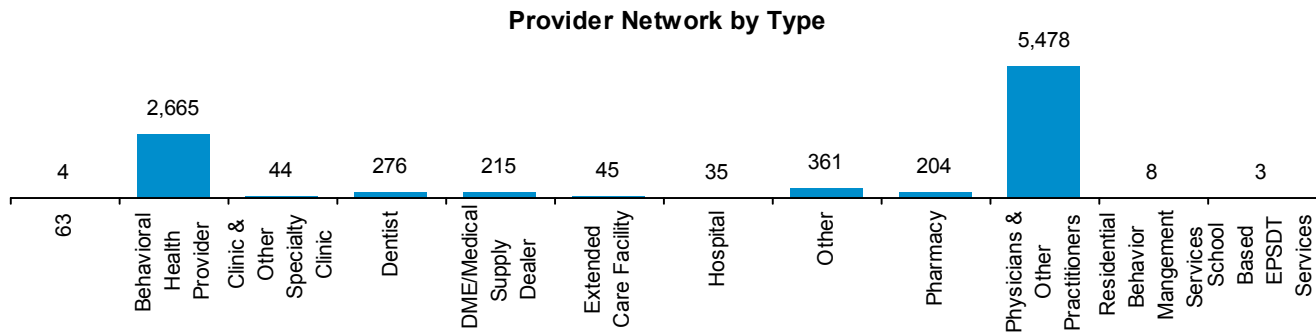


Oklahoma County

Provider Network is providers who are contracted to provide health care services by locations, programs, types, and specialties. Providers are being counted multiple times if they have multiple locations, programs, types, and/or specialties. The term "contracted" is defined as a provider that was enrolled with Oklahoma SoonerCare within the reporting period, it does not necessarily indicate participation.



94 Newly Enrolled Provider. The data is based on the new provider IDs added to the system during the reporting month. The effective date of the contract may or may not be in that month.

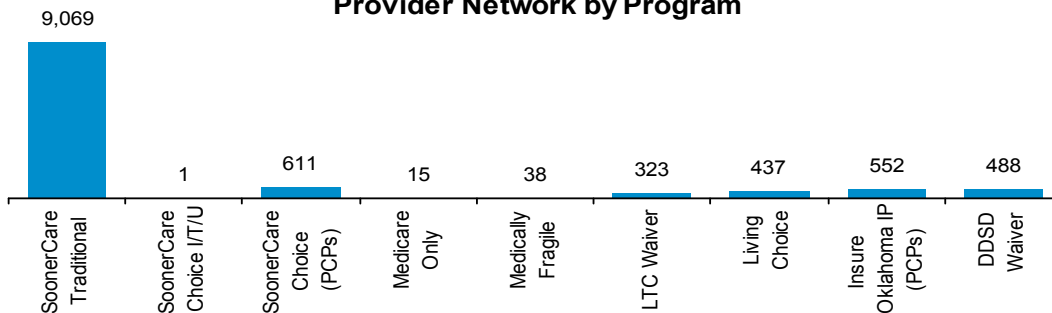


Primary Care Provider (PCP) Capacities

SoonerCare Program	Total Capacity	% of Capacity Used
SoonerCare Choice	269,798	43.42%
SoonerCare Choice I/T/U	2,500	44.72%
Insure Oklahoma IP	114,027	1.87%

Total Capacity represents the maximum number of members that PCPs request to have assigned within OHCA's limit. Panels on hold status are excluded from the capacity calculation.

Provider Network by Program



Acronyms

- DDSD - Developmental Disabilities Services Division
- DME - Durable Medical Equipment
- IP - Individual Plan
- I/T/U - Indian Health Service/Tribal/ Urban Indian
- LTC - Long-Term Care
- PCMH - Patient Centered Medical Home
- PCP - Primary Care Provider

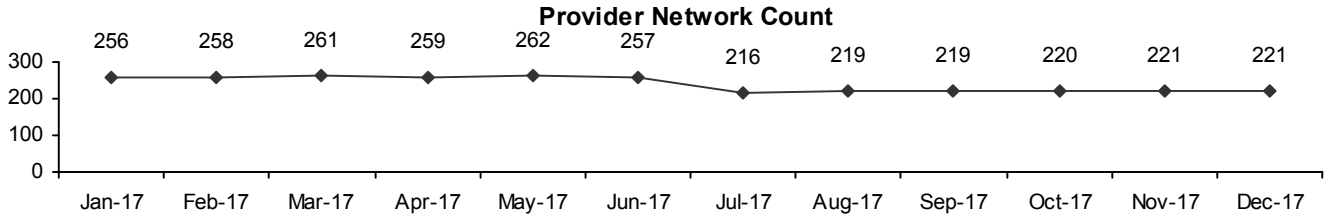
Provider Fast Facts by County

December 2017

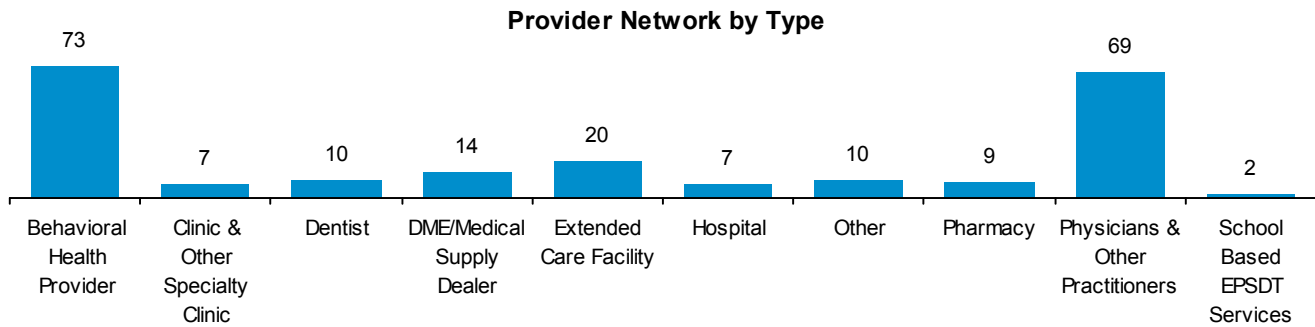


Okmulgee County

Provider Network is providers who are contracted to provide health care services by locations, programs, types, and specialties. Providers are being counted multiple times if they have multiple locations, programs, types, and/or specialties. The term "contracted" is defined as a provider that was enrolled with Oklahoma SoonerCare within the reporting period, it does not necessarily indicate participation.



4 Newly Enrolled Provider. The data is based on the new provider IDs added to the system during the reporting month. The effective date of the contract may or may not be in that month.

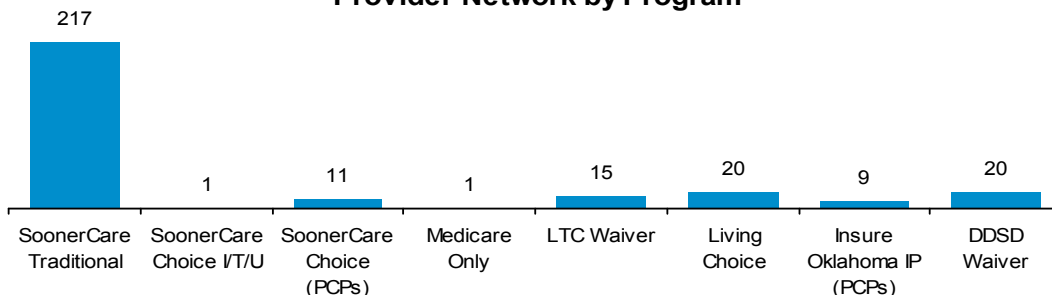


Primary Care Provider (PCP) Capacities

SoonerCare Program	Total Capacity	% of Capacity Used
SoonerCare Choice	11,075	49.48%
SoonerCare Choice I/T/U	1,000	59.10%
Insure Oklahoma IP	13,368	0.34%

Total Capacity represents the maximum number of members that PCPs request to have assigned within OHCA's limit. Panels on hold status are excluded from the capacity calculation.

Provider Network by Program



Acronyms

- DDSD - Developmental Disabilities Services Division
- DME - Durable Medical Equipment
- IP - Individual Plan
- I/T/U - Indian Health Service/Tribal/ Urban Indian
- LTC - Long-Term Care
- PCMH - Patient Centered Medical Home
- PCP - Primary Care Provider

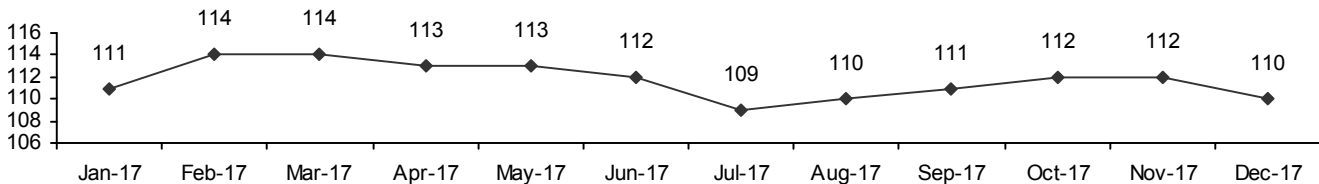
Provider Fast Facts by County

December 2017

Osage County

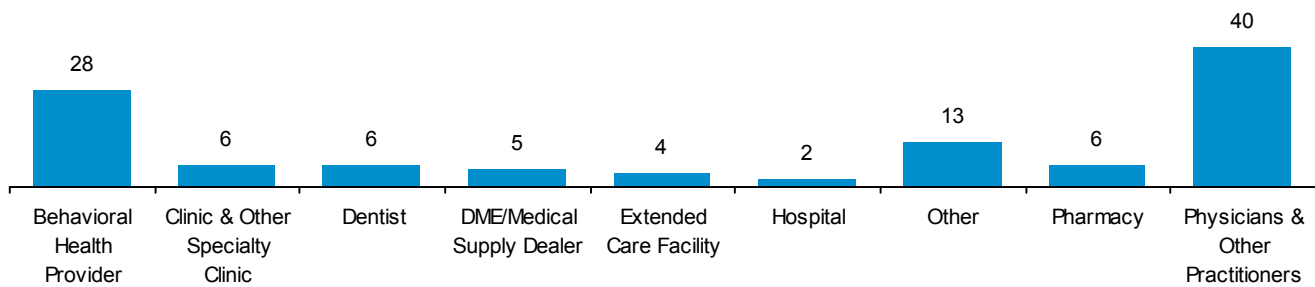
Provider Network is providers who are contracted to provide health care services by locations, programs, types, and specialties. Providers are being counted multiple times if they have multiple locations, programs, types, and/or specialties. The term "contracted" is defined as a provider that was enrolled with Oklahoma SoonerCare within the reporting period, it does not necessarily indicate participation.

Provider Network Count



1 Newly Enrolled Provider. The data is based on the new provider IDs added to the system during the reporting month. The effective date of the contract may or may not be in that month.

Provider Network by Type

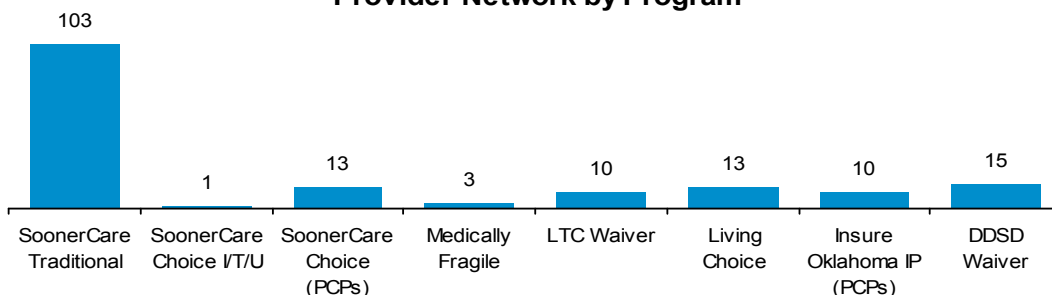


Primary Care Provider (PCP) Capacities

SoonerCare Program	Total Capacity	% of Capacity Used
SoonerCare Choice	6,850	25.04%
SoonerCare Choice I/T/U	1,000	5.30%
Insure Oklahoma IP	3,750	0.80%

Total Capacity represents the maximum number of members that PCPs request to have assigned within OHCA's limit. Panels on hold status are excluded from the capacity calculation.

Provider Network by Program



Acronyms

- DDSD - Developmental Disabilities Services Division
- DME - Durable Medical Equipment
- IP - Individual Plan
- I/T/U - Indian Health Service/Tribal/ Urban Indian
- LTC - Long-Term Care
- PCMH - Patient Centered Medical Home
- PCP - Primary Care Provider

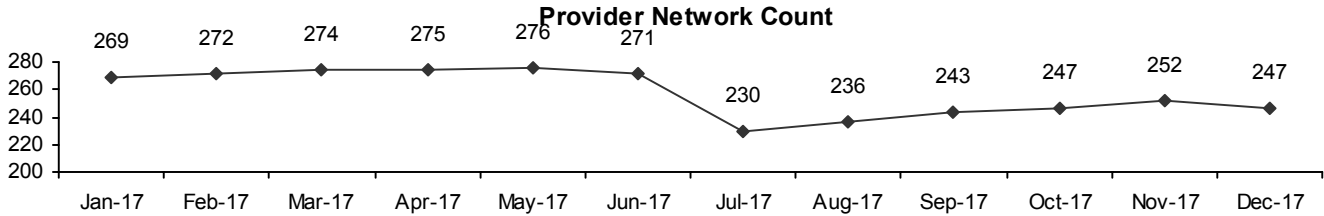
Provider Fast Facts by County

December 2017

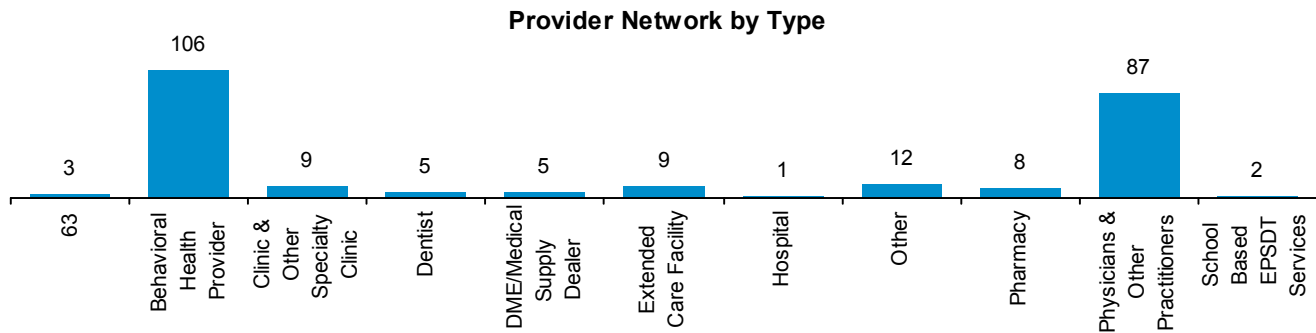
Ottawa County



Provider Network is providers who are contracted to provide health care services by locations, programs, types, and specialties. Providers are being counted multiple times if they have multiple locations, programs, types, and/or specialties. The term "contracted" is defined as a provider that was enrolled with Oklahoma SoonerCare within the reporting period, it does not necessarily indicate participation.



4 Newly Enrolled Provider. The data is based on the new provider IDs added to the system during the reporting month. The effective date of the contract may or may not be in that month.

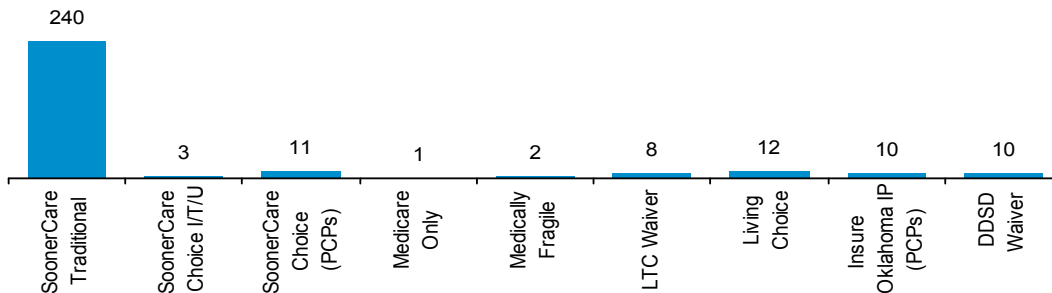


Primary Care Provider (PCP) Capacities

SoonerCare Program	Total Capacity	% of Capacity Used
SoonerCare Choice	9,650	49.25%
SoonerCare Choice I/T/U	3,300	9.09%
Insure Oklahoma IP	4,470	0.96%

Total Capacity represents the maximum number of members that PCPs request to have assigned within OHCA's limit. Panels on hold status are excluded from the capacity calculation.

Provider Network by Program



Acronyms

- DDSD - Developmental Disabilities Services Division
- DME - Durable Medical Equipment
- IP - Individual Plan
- I/T/U - Indian Health Service/Tribal/ Urban Indian
- LTC - Long-Term Care
- PCMH - Patient Centered Medical Home
- PCP - Primary Care Provider

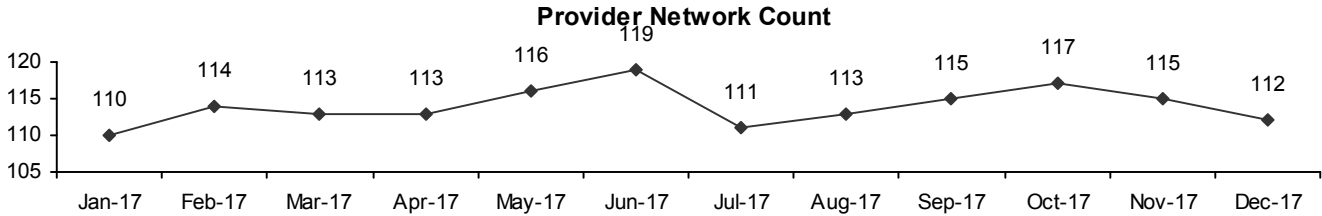
Provider Fast Facts by County

December 2017

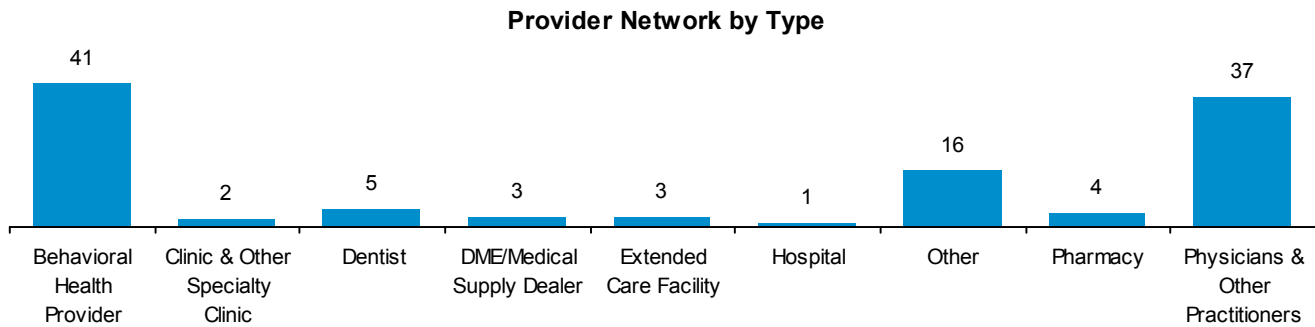


Pawnee County

Provider Network is providers who are contracted to provide health care services by locations, programs, types, and specialties. Providers are being counted multiple times if they have multiple locations, programs, types, and/or specialties. The term "contracted" is defined as a provider that was enrolled with Oklahoma SoonerCare within the reporting period, it does not necessarily indicate participation.



1 Newly Enrolled Provider. The data is based on the new provider IDs added to the system during the reporting month. The effective date of the contract may or may not be in that month.

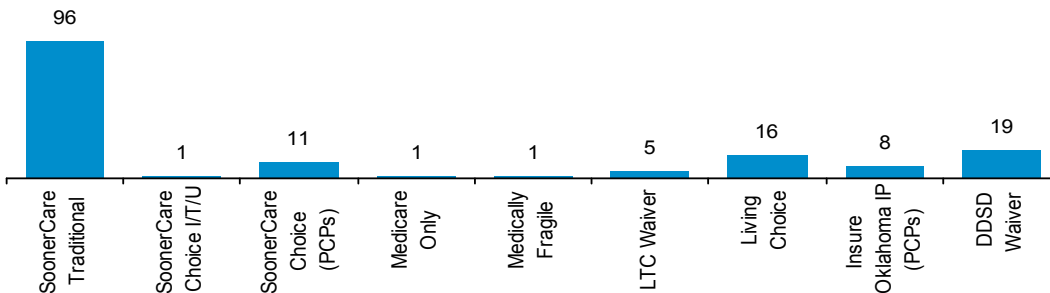


Primary Care Provider (PCP) Capacities

SoonerCare Program	Total Capacity	% of Capacity Used
SoonerCare Choice	6,750	25.73%
SoonerCare Choice I/T/U	2,500	7.20%
Insure Oklahoma IP	2,400	0.46%

Total Capacity represents the maximum number of members that PCPs request to have assigned within OHCA's limit. Panels on hold status are excluded from the capacity calculation.

Provider Network by Program



Acronyms

- DDSD - Developmental Disabilities Services Division
- DME - Durable Medical Equipment
- IP - Individual Plan
- I/T/U - Indian Health Service/Tribal/ Urban Indian
- LTC - Long-Term Care
- PCMH - Patient Centered Medical Home
- PCP - Primary Care Provider

Provider Fast Facts by County

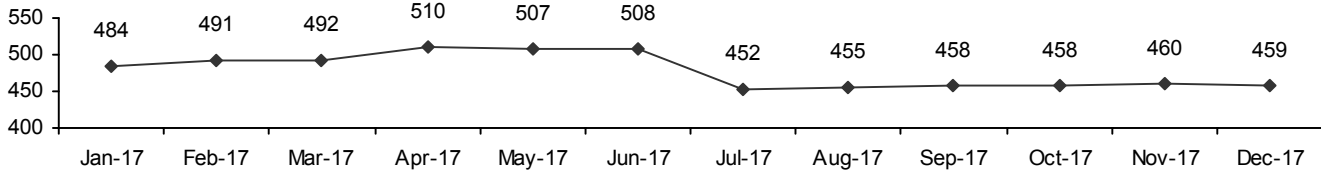
December 2017

Payne County



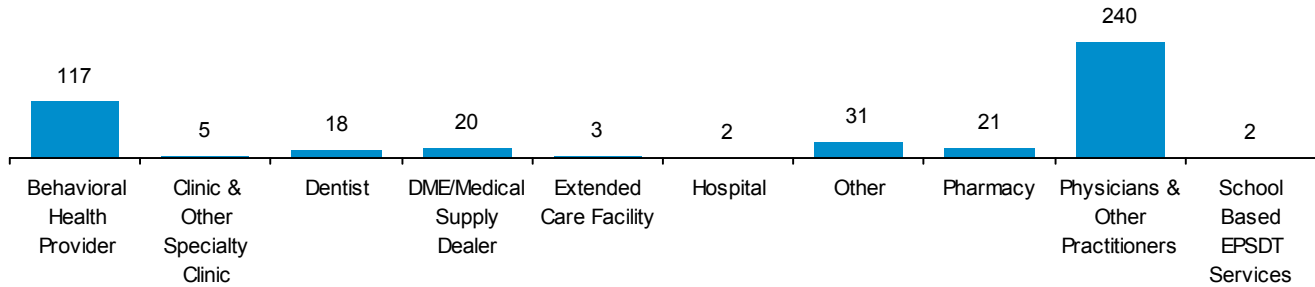
Provider Network is providers who are contracted to provide health care services by locations, programs, types, and specialties. Providers are being counted multiple times if they have multiple locations, programs, types, and/or specialties. The term "contracted" is defined as a provider that was enrolled with Oklahoma SoonerCare within the reporting period, it does not necessarily indicate participation.

Provider Network Count



6 Newly Enrolled Provider. The data is based on the new provider IDs added to the system during the reporting month. The effective date of the contract may or may not be in that month.

Provider Network by Type

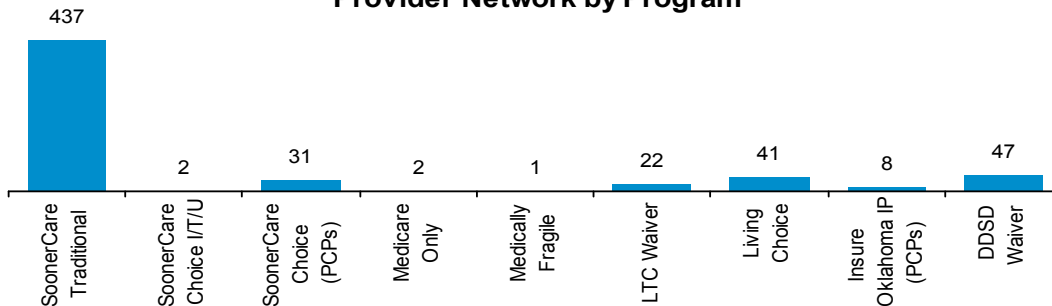


Primary Care Provider (PCP) Capacities

SoonerCare Program	Total Capacity	% of Capacity Used
SoonerCare Choice	13,400	61.96%
SoonerCare Choice I/T/U	1,000	11.50%
Insure Oklahoma IP	2,885	2.60%

Total Capacity represents the maximum number of members that PCPs request to have assigned within OHCA's limit. Panels on hold status are excluded from the capacity calculation.

Provider Network by Program



Acronyms

- DDSD - Developmental Disabilities Services Division
- DME - Durable Medical Equipment
- IP - Individual Plan
- I/T/U - Indian Health Service/Tribal/ Urban Indian
- LTC - Long-Term Care
- PCMH - Patient Centered Medical Home
- PCP - Primary Care Provider

Provider Fast Facts by County

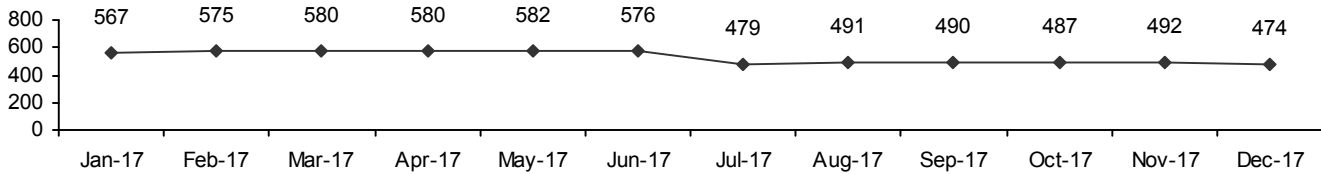
December 2017

Pittsburg County



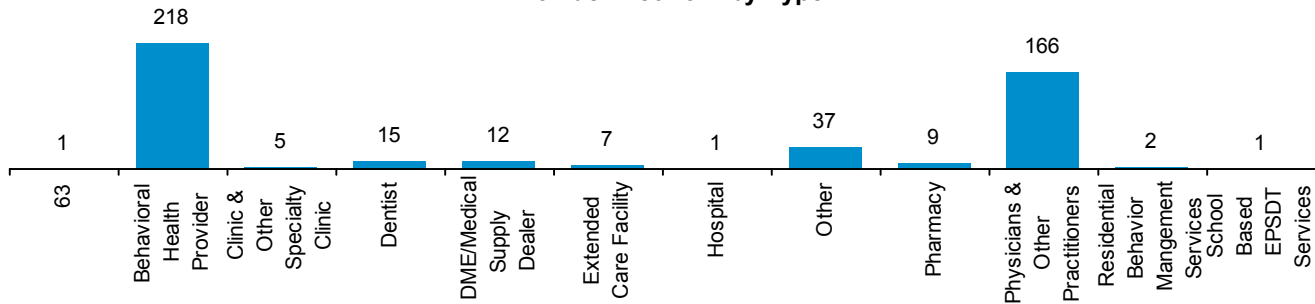
Provider Network is providers who are contracted to provide health care services by locations, programs, types, and specialties. Providers are being counted multiple times if they have multiple locations, programs, types, and/or specialties. The term "contracted" is defined as a provider that was enrolled with Oklahoma SoonerCare within the reporting period, it does not necessarily indicate participation.

Provider Network Count



3 Newly Enrolled Provider. The data is based on the new provider IDs added to the system during the reporting month. The effective date of the contract may or may not be in that month.

Provider Network by Type

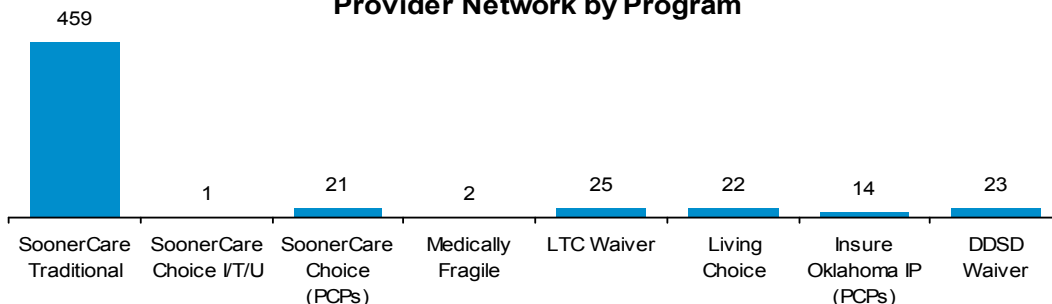


Primary Care Provider (PCP) Capacities

SoonerCare Program	Total Capacity	% of Capacity Used
SoonerCare Choice	15,235	44.21%
SoonerCare Choice I/T/U	1,250	45.92%
Insure Oklahoma IP	2,150	1.44%

Total Capacity represents the maximum number of members that PCPs request to have assigned within OHCA's limit. Panels on hold status are excluded from the capacity calculation.

Provider Network by Program



Acronyms

- DDSD - Developmental Disabilities Services Division
- DME - Durable Medical Equipment
- IP - Individual Plan
- I/T/U - Indian Health Service/Tribal/ Urban Indian
- LTC - Long-Term Care
- PCMH - Patient Centered Medical Home
- PCP - Primary Care Provider

Provider Fast Facts by County

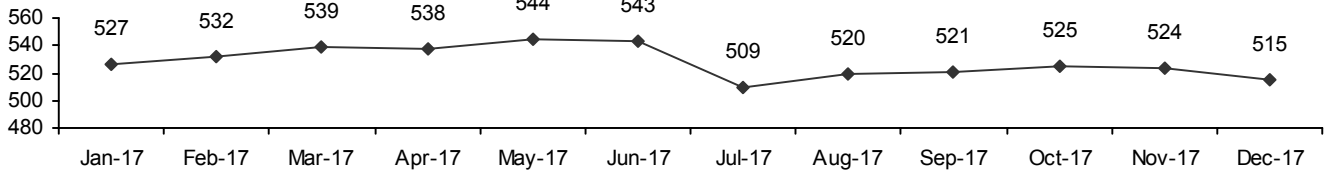
December 2017



Pontotoc County

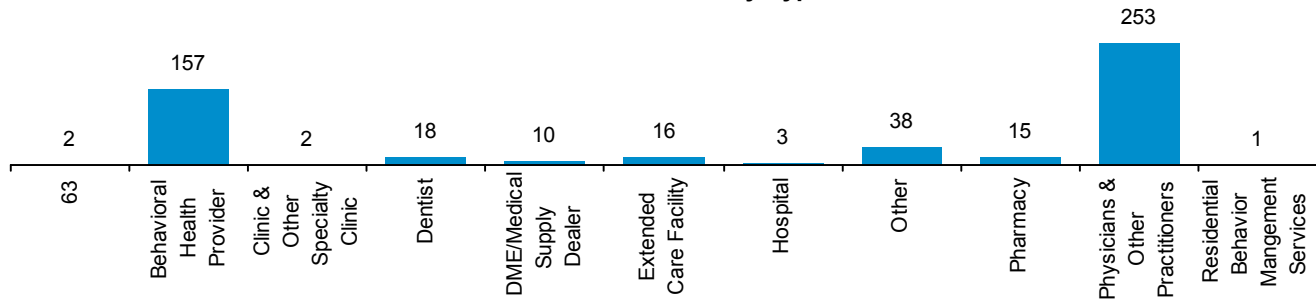
Provider Network is providers who are contracted to provide health care services by locations, programs, types, and specialties. Providers are being counted multiple times if they have multiple locations, programs, types, and/or specialties. The term "contracted" is defined as a provider that was enrolled with Oklahoma SoonerCare within the reporting period, it does not necessarily indicate participation.

Provider Network Count



5 Newly Enrolled Provider. The data is based on the new provider IDs added to the system during the reporting month. The effective date of the contract may or may not be in that month.

Provider Network by Type

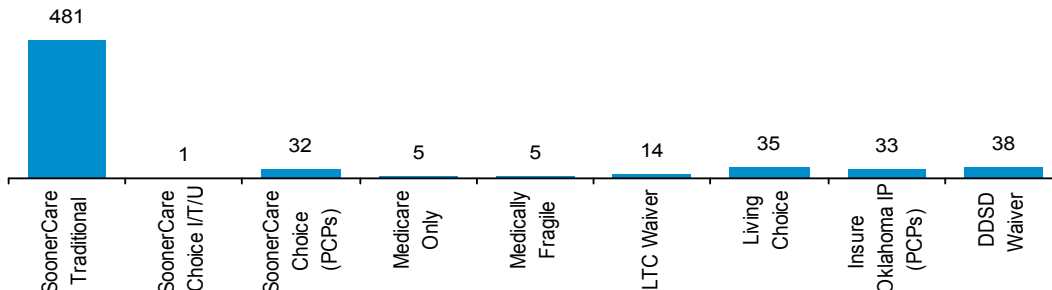


Primary Care Provider (PCP) Capacities

SoonerCare Program	Total Capacity	% of Capacity Used
SoonerCare Choice	18,500	27.23%
SoonerCare Choice I/T/U	2,000	88.80%
Insure Oklahoma IP	8,900	0.44%

Total Capacity represents the maximum number of members that PCPs request to have assigned within OHCA's limit. Panels on hold status are excluded from the capacity calculation.

Provider Network by Program



Acronyms

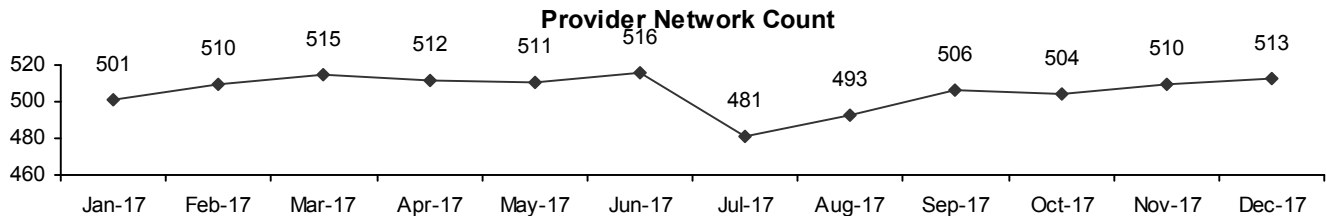
- DDSD - Developmental Disabilities Services Division
- DME - Durable Medical Equipment
- IP - Individual Plan
- I/T/U - Indian Health Service/Tribal/ Urban Indian
- LTC - Long-Term Care
- PCMH - Patient Centered Medical Home
- PCP - Primary Care Provider

Provider Fast Facts by County

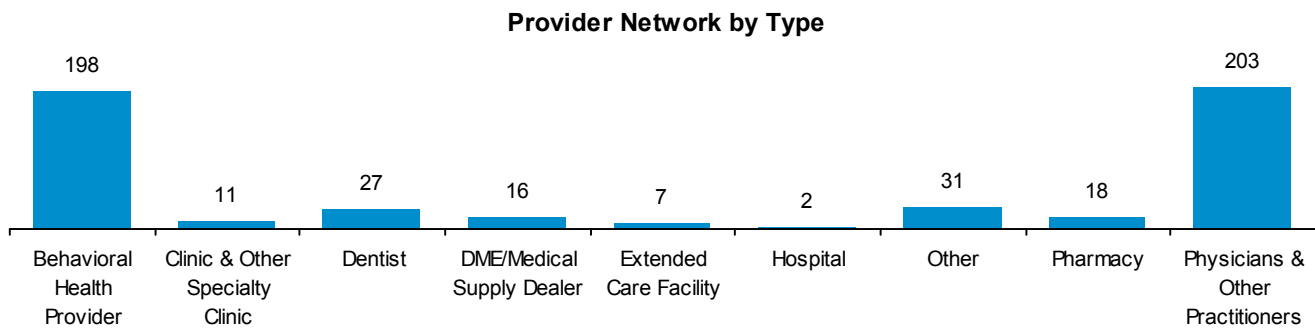
December 2017

Pottawatomie County

Provider Network is providers who are contracted to provide health care services by locations, programs, types, and specialties. Providers are being counted multiple times if they have multiple locations, programs, types, and/or specialties. The term "contracted" is defined as a provider that was enrolled with Oklahoma SoonerCare within the reporting period, it does not necessarily indicate participation.



5 Newly Enrolled Provider. The data is based on the new provider IDs added to the system during the reporting month. The effective date of the contract may or may not be in that month.

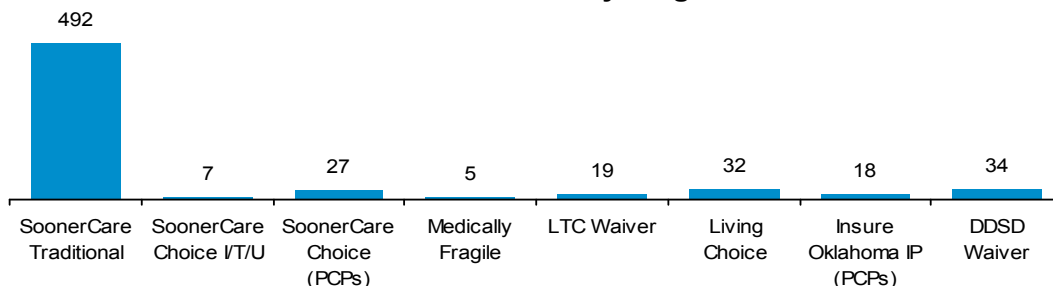


Primary Care Provider (PCP) Capacities

SoonerCare Program	Total Capacity	% of Capacity Used
SoonerCare Choice	12,600	63.01%
SoonerCare Choice I/T/U	9,150	11.28%
Insure Oklahoma IP	11,975	0.53%

Total Capacity represents the maximum number of members that PCPs request to have assigned within OHCA's limit. Panels on hold status are excluded from the capacity calculation.

Provider Network by Program



Acronyms

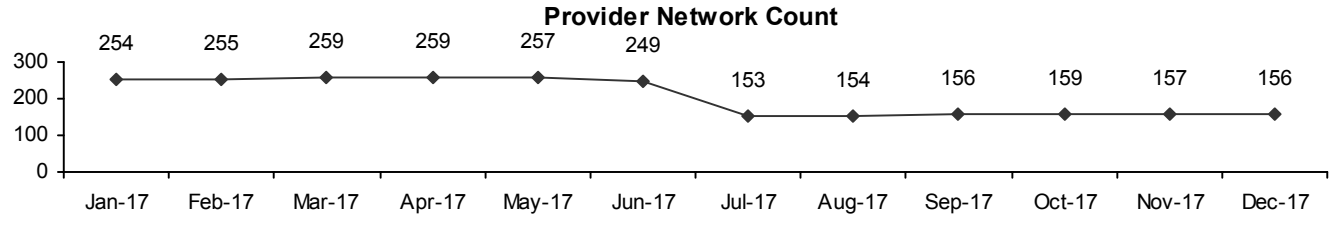
- DDSD - Developmental Disabilities Services Division
- DME - Durable Medical Equipment
- IP - Individual Plan
- I/T/U - Indian Health Service/Tribal/ Urban Indian
- LTC - Long-Term Care
- PCMH - Patient Centered Medical Home
- PCP - Primary Care Provider

Provider Fast Facts by County

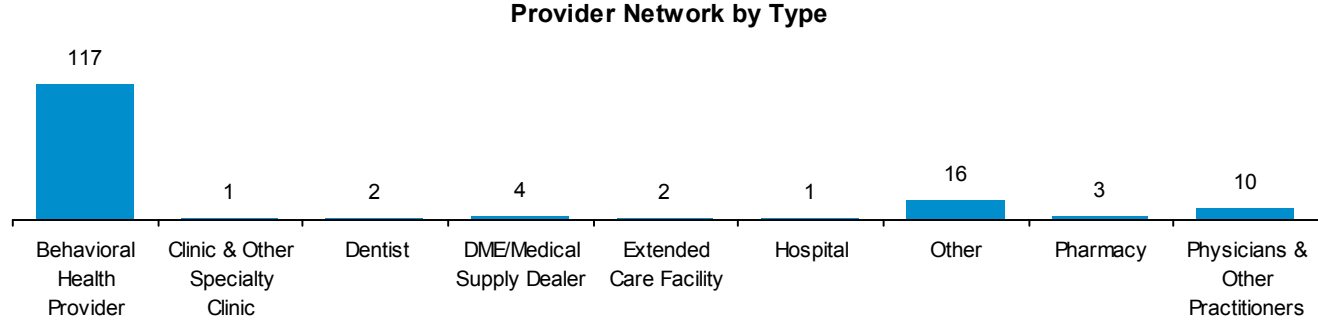
December 2017

Pushmataha County

Provider Network is providers who are contracted to provide health care services by locations, programs, types, and specialties. Providers are being counted multiple times if they have multiple locations, programs, types, and/or specialties. The term "contracted" is defined as a provider that was enrolled with Oklahoma SoonerCare within the reporting period, it does not necessarily indicate participation.



1 Newly Enrolled Provider. The data is based on the new provider IDs added to the system during the reporting month. The effective date of the contract may or may not be in that month.

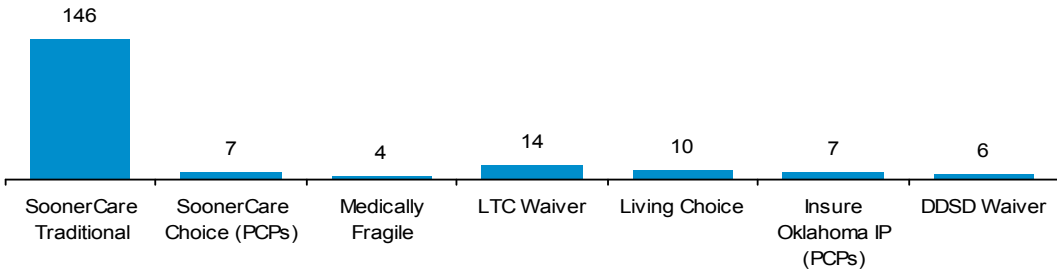


Primary Care Provider (PCP) Capacities

SoonerCare Program	Total Capacity	% of Capacity Used
SoonerCare Choice	12,500	13.78%
Insure Oklahoma IP	1,250	2.08%

Total Capacity represents the maximum number of members that PCPs request to have assigned within OHCA's limit. Panels on hold status are excluded from the capacity calculation.

Provider Network by Program



Acronyms

- DDSD - Developmental Disabilities Services Division
- DME - Durable Medical Equipment
- IP - Individual Plan
- I/T/U - Indian Health Service/Tribal/ Urban Indian
- LTC - Long-Term Care
- PCMH - Patient Centered Medical Home
- PCP - Primary Care Provider

Provider Fast Facts by County

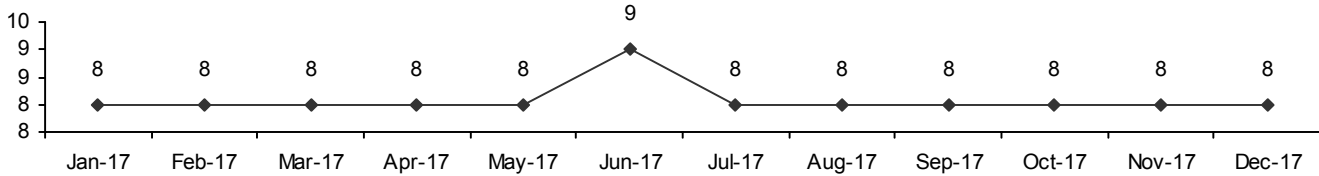
December 2017



Roger Mills County

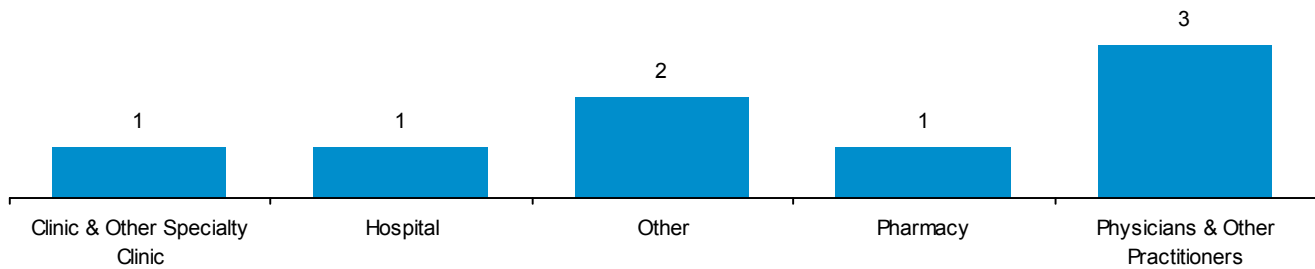
Provider Network is providers who are contracted to provide health care services by locations, programs, types, and specialties. Providers are being counted multiple times if they have multiple locations, programs, types, and/or specialties. The term "contracted" is defined as a provider that was enrolled with Oklahoma SoonerCare within the reporting period, it does not necessarily indicate participation.

Provider Network Count



0 Newly Enrolled Provider. The data is based on the new provider IDs added to the system during the reporting month. The effective date of the contract may or may not be in that month.

Provider Network by Type

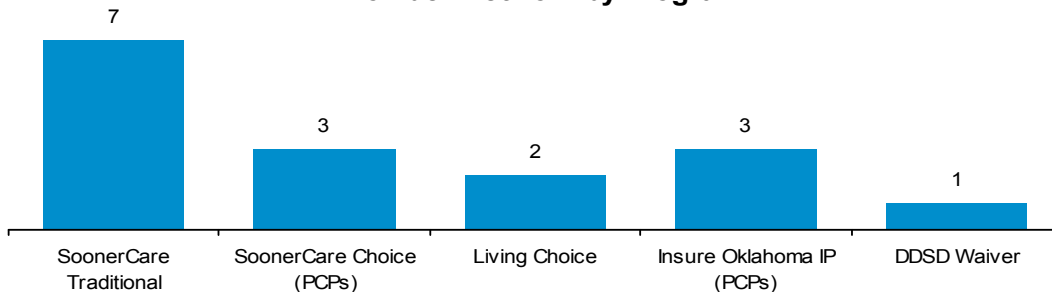


Primary Care Provider (PCP) Capacities

SoonerCare Program	Total Capacity	% of Capacity Used
SoonerCare Choice	1,100	20.18%
Insure Oklahoma IP	2,500	0.16%

Total Capacity represents the maximum number of members that PCPs request to have assigned within OHCA's limit. Panels on hold status are excluded from the capacity calculation.

Provider Network by Program



Acronyms

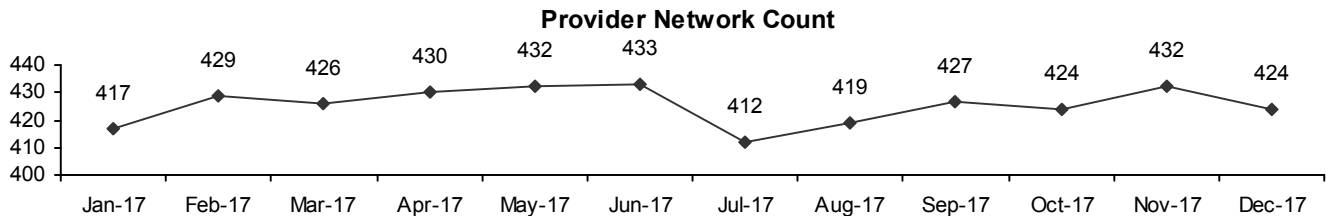
- DDSD - Developmental Disabilities Services Division
- DME - Durable Medical Equipment
- IP - Individual Plan
- I/T/U - Indian Health Service/Tribal/ Urban Indian
- LTC - Long-Term Care
- PCMH - Patient Centered Medical Home
- PCP - Primary Care Provider

Provider Fast Facts by County

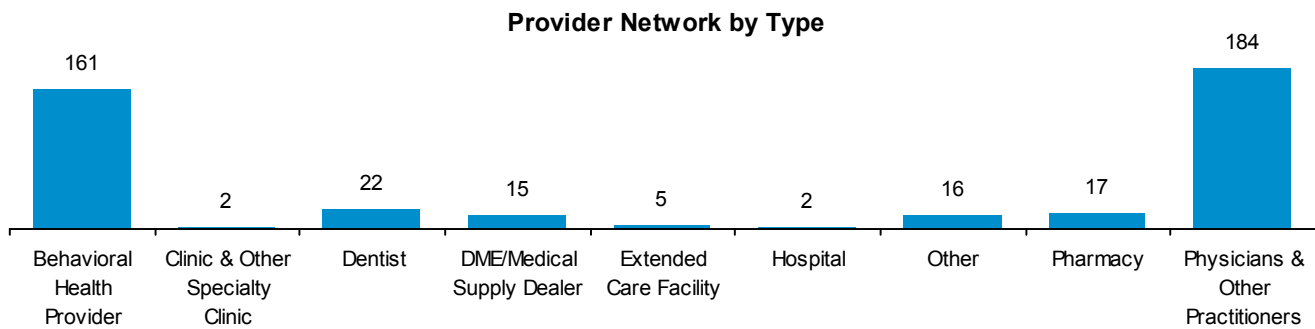
December 2017

Rogers County

Provider Network is providers who are contracted to provide health care services by locations, programs, types, and specialties. Providers are being counted multiple times if they have multiple locations, programs, types, and/or specialties. The term "contracted" is defined as a provider that was enrolled with Oklahoma SoonerCare within the reporting period, it does not necessarily indicate participation.



6 Newly Enrolled Provider. The data is based on the new provider IDs added to the system during the reporting month. The effective date of the contract may or may not be in that month.

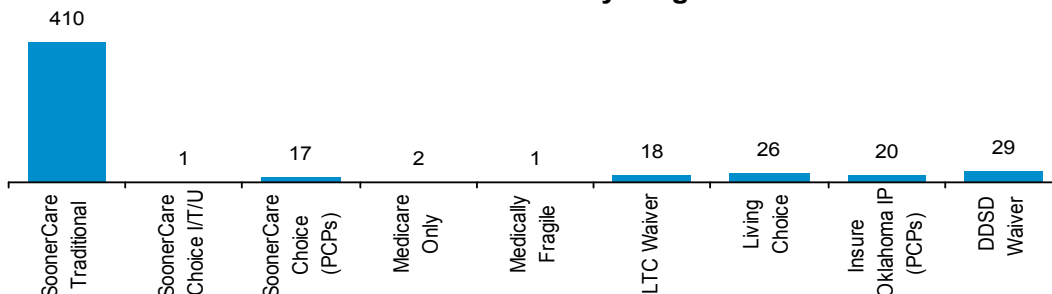


Primary Care Provider (PCP) Capacities

SoonerCare Program	Total Capacity	% of Capacity Used
SoonerCare Choice	10,300	59.38%
SoonerCare Choice I/T/U	2,500	20.08%
Insure Oklahoma IP	3,461	1.70%

Total Capacity represents the maximum number of members that PCPs request to have assigned within OHCA's limit. Panels on hold status are excluded from the capacity calculation.

Provider Network by Program



Acronyms

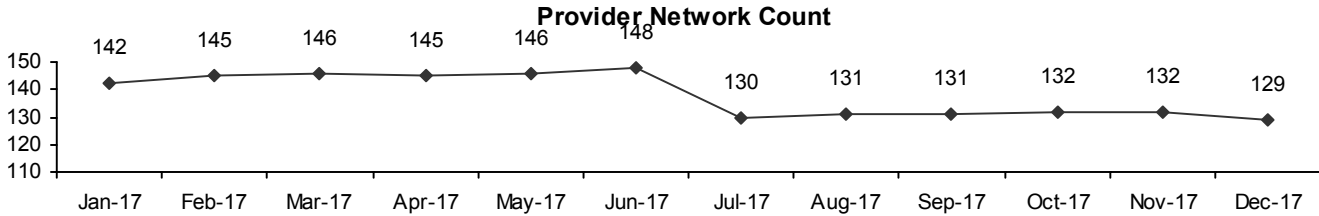
- DDSD - Developmental Disabilities Services Division
- DME - Durable Medical Equipment
- IP - Individual Plan
- I/T/U - Indian Health Service/Tribal/ Urban Indian
- LTC - Long-Term Care
- PCMH - Patient Centered Medical Home
- PCP - Primary Care Provider

Provider Fast Facts by County

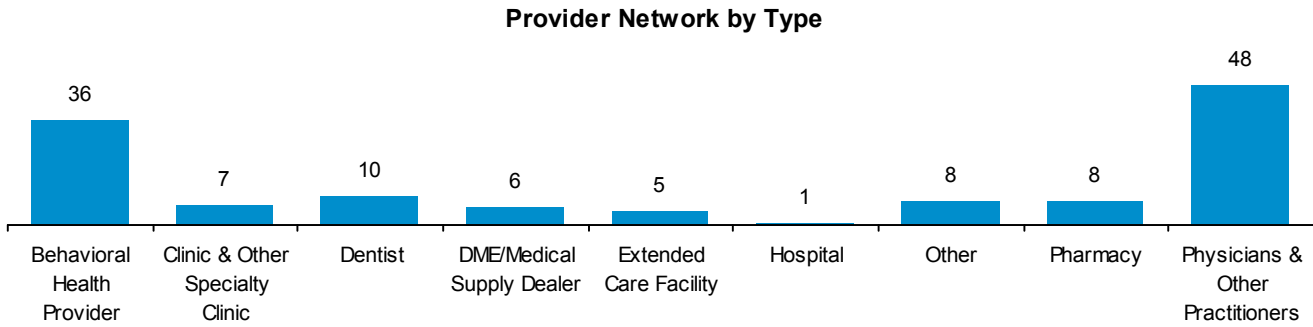
December 2017

Seminole County

Provider Network is providers who are contracted to provide health care services by locations, programs, types, and specialties. Providers are being counted multiple times if they have multiple locations, programs, types, and/or specialties. The term "contracted" is defined as a provider that was enrolled with Oklahoma SoonerCare within the reporting period, it does not necessarily indicate participation.



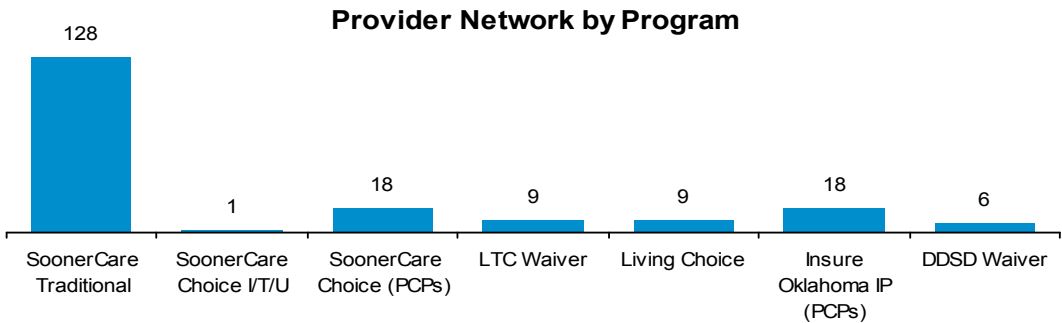
0 Newly Enrolled Provider. The data is based on the new provider IDs added to the system during the reporting month. The effective date of the contract may or may not be in that month.



Primary Care Provider (PCP) Capacities

SoonerCare Program	Total Capacity	% of Capacity Used
SoonerCare Choice	13,700	30.50%
SoonerCare Choice I/T/U	2,500	17.68%
Insure Oklahoma IP	2,651	1.77%

Total Capacity represents the maximum number of members that PCPs request to have assigned within OHCA's limit. Panels on hold status are excluded from the capacity calculation.



Acronyms

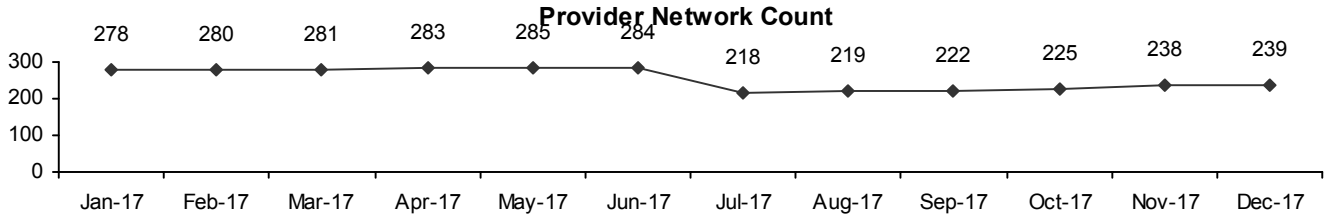
- DDSD - Developmental Disabilities Services Division
- DME - Durable Medical Equipment
- IP - Individual Plan
- I/T/U - Indian Health Service/Tribal/ Urban Indian
- LTC - Long-Term Care
- PCMH - Patient Centered Medical Home
- PCP - Primary Care Provider

Provider Fast Facts by County

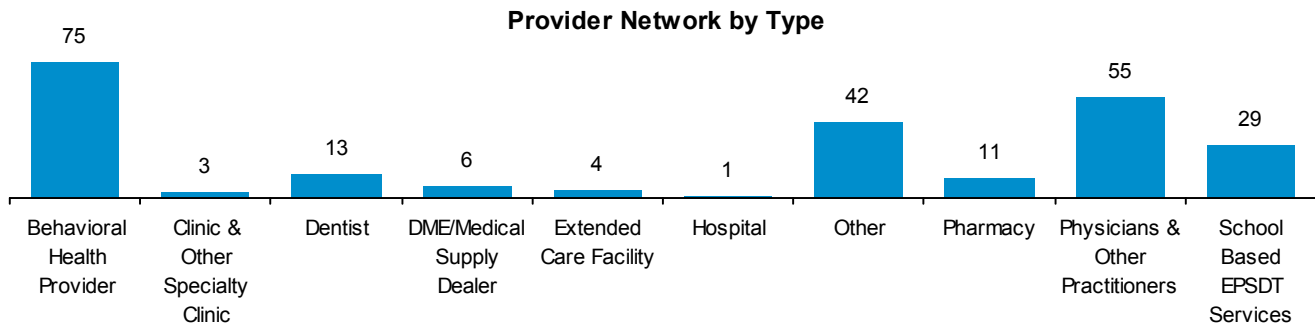
December 2017

Sequoyah County

Provider Network is providers who are contracted to provide health care services by locations, programs, types, and specialties. Providers are being counted multiple times if they have multiple locations, programs, types, and/or specialties. The term "contracted" is defined as a provider that was enrolled with Oklahoma SoonerCare within the reporting period, it does not necessarily indicate participation.



3 Newly Enrolled Provider. The data is based on the new provider IDs added to the system during the reporting month. The effective date of the contract may or may not be in that month.

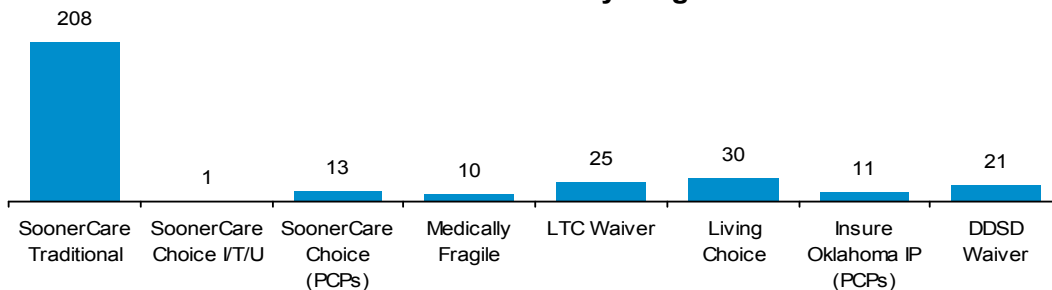


Primary Care Provider (PCP) Capacities

SoonerCare Program	Total Capacity	% of Capacity Used
SoonerCare Choice	12,755	47.41%
SoonerCare Choice I/T/U	2,500	23.68%
Insure Oklahoma IP	5,400	0.74%

Total Capacity represents the maximum number of members that PCPs request to have assigned within OHCA's limit. Panels on hold status are excluded from the capacity calculation.

Provider Network by Program



Acronyms

- DDSD - Developmental Disabilities Services Division
- DME - Durable Medical Equipment
- IP - Individual Plan
- I/T/U - Indian Health Service/Tribal/ Urban Indian
- LTC - Long-Term Care
- PCMH - Patient Centered Medical Home
- PCP - Primary Care Provider

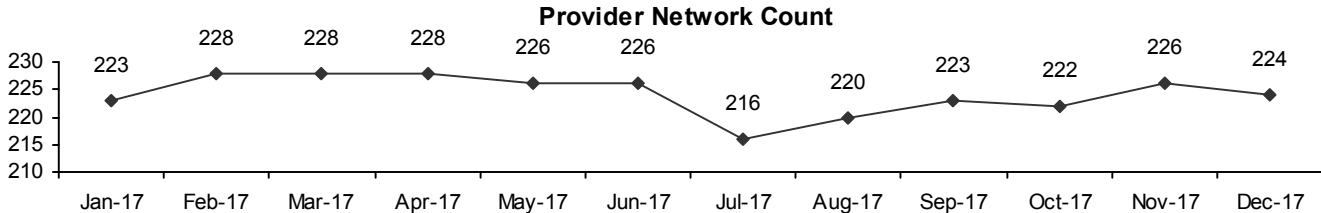
Provider Fast Facts by County

December 2017

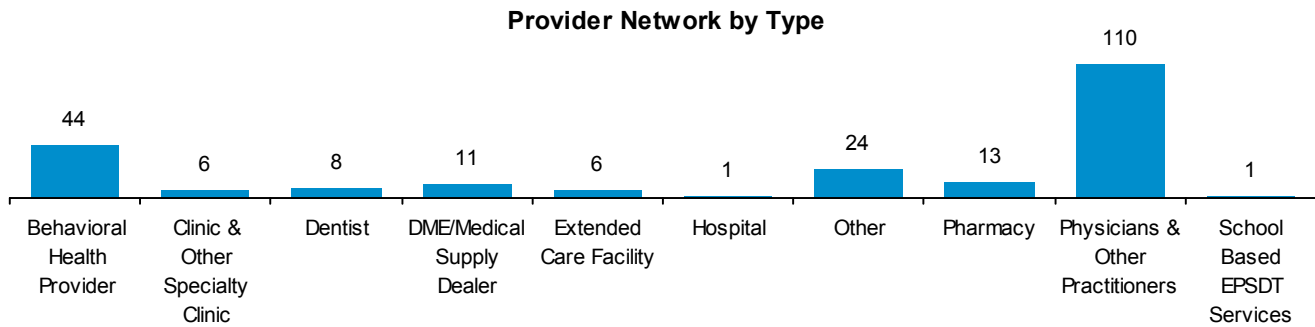
Stephens County



Provider Network is providers who are contracted to provide health care services by locations, programs, types, and specialties. Providers are being counted multiple times if they have multiple locations, programs, types, and/or specialties. The term "contracted" is defined as a provider that was enrolled with Oklahoma SoonerCare within the reporting period, it does not necessarily indicate participation.



1 Newly Enrolled Provider. The data is based on the new provider IDs added to the system during the reporting month. The effective date of the contract may or may not be in that month.

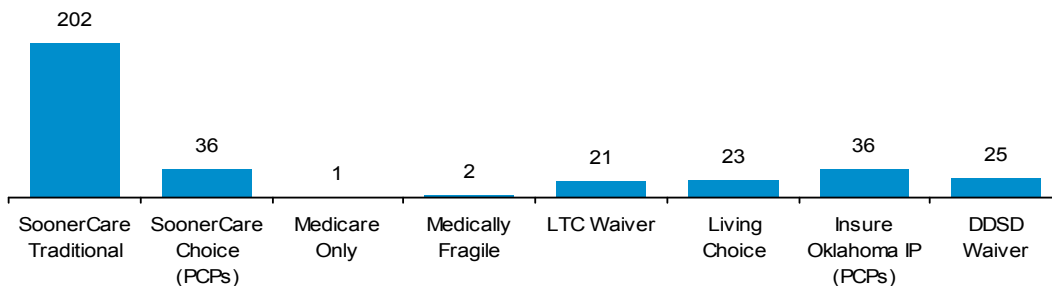


Primary Care Provider (PCP) Capacities

SoonerCare Program	Total Capacity	% of Capacity Used
SoonerCare Choice	9,850	59.63%
Insure Oklahoma IP	2,700	3.48%

Total Capacity represents the maximum number of members that PCPs request to have assigned within OHCA's limit. Panels on hold status are excluded from the capacity calculation.

Provider Network by Program



Acronyms

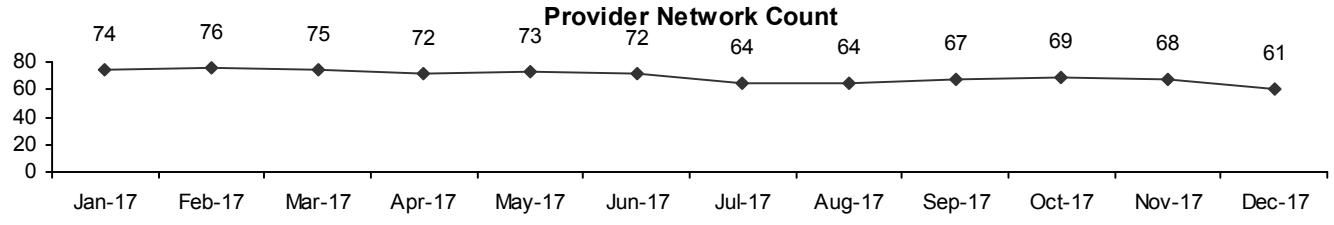
- DDSD - Developmental Disabilities Services Division
- DME - Durable Medical Equipment
- IP - Individual Plan
- I/T/U - Indian Health Service/Tribal/ Urban Indian
- LTC - Long-Term Care
- PCMH - Patient Centered Medical Home
- PCP - Primary Care Provider

Provider Fast Facts by County

December 2017

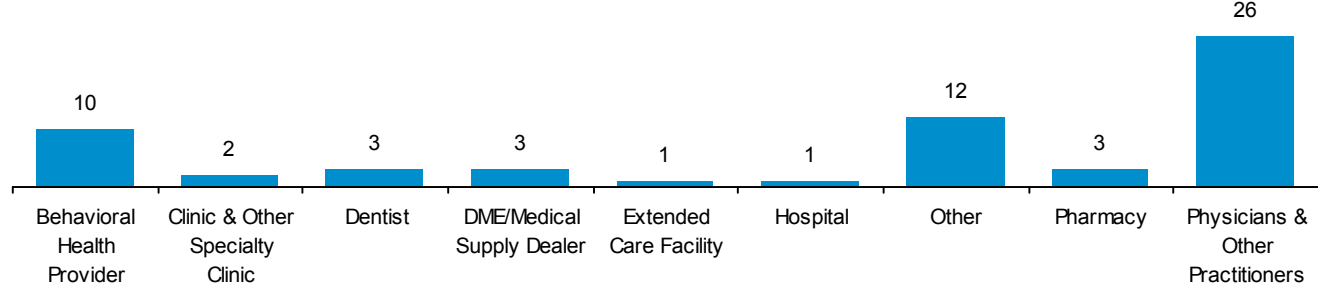
Texas County

Provider Network is providers who are contracted to provide health care services by locations, programs, types, and specialties. Providers are being counted multiple times if they have multiple locations, programs, types, and/or specialties. The term "contracted" is defined as a provider that was enrolled with Oklahoma SoonerCare within the reporting period, it does not necessarily indicate participation.



0 Newly Enrolled Provider. The data is based on the new provider IDs added to the system during the reporting month. The effective date of the contract may or may not be in that month.

Provider Network by Type

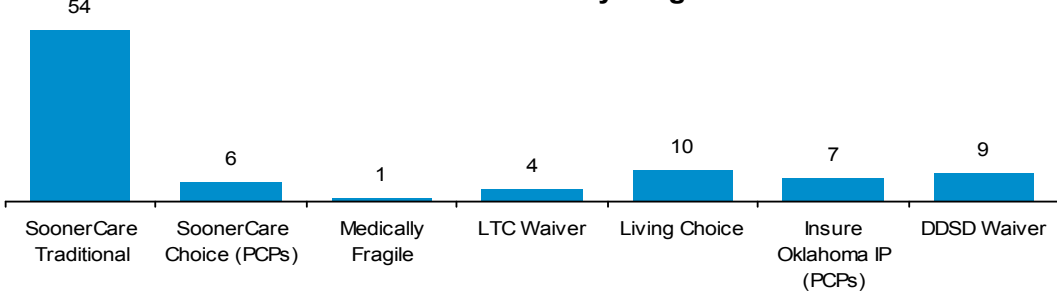


Primary Care Provider (PCP) Capacities

SoonerCare Program	Total Capacity	% of Capacity Used
SoonerCare Choice	3,850	44.36%
Insure Oklahoma IP	2,175	1.84%

Total Capacity represents the maximum number of members that PCPs request to have assigned within OHCA's limit. Panels on hold status are excluded from the capacity calculation.

Provider Network by Program



Acronyms

- DDSD - Developmental Disabilities Services Division
- DME - Durable Medical Equipment
- IP - Individual Plan
- I/T/U - Indian Health Service/Tribal/ Urban Indian
- LTC - Long-Term Care
- PCMH - Patient Centered Medical Home
- PCP - Primary Care Provider

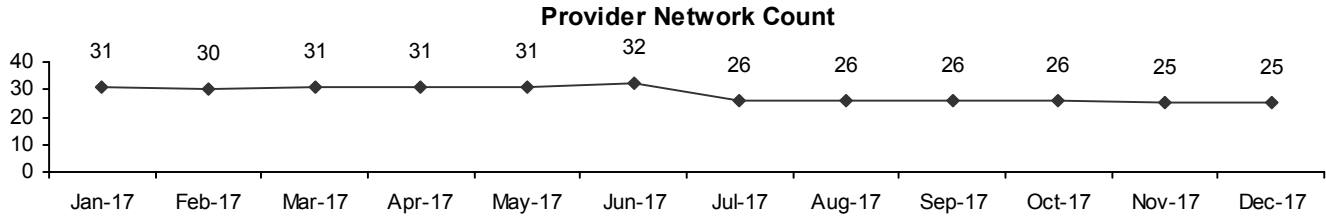
Provider Fast Facts by County

December 2017

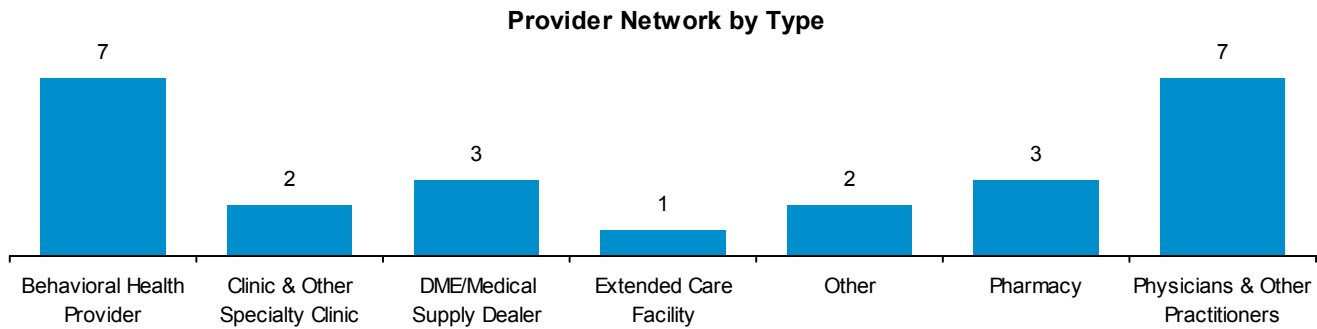
Tillman County



Provider Network is providers who are contracted to provide health care services by locations, programs, types, and specialties. Providers are being counted multiple times if they have multiple locations, programs, types, and/or specialties. The term "contracted" is defined as a provider that was enrolled with Oklahoma SoonerCare within the reporting period, it does not necessarily indicate participation.



0 Newly Enrolled Provider. The data is based on the new provider IDs added to the system during the reporting month. The effective date of the contract may or may not be in that month.

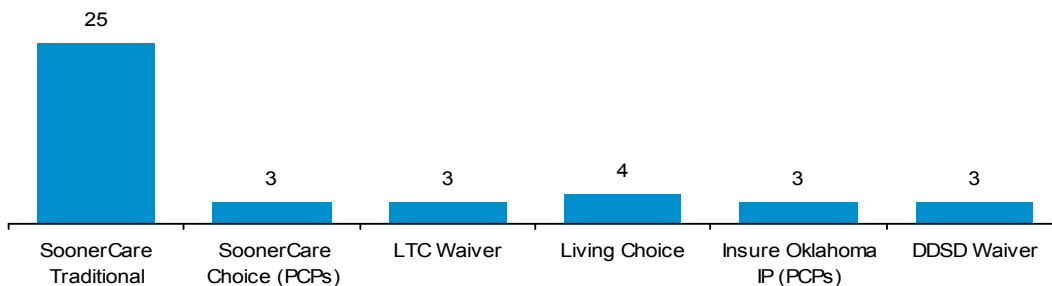


Primary Care Provider (PCP) Capacities

SoonerCare Program	Total Capacity	% of Capacity Used
SoonerCare Choice	4,000	8.90%
Insure Oklahoma IP	1,500	0.27%

Total Capacity represents the maximum number of members that PCPs request to have assigned within OHCA's limit. Panels on hold status are excluded from the capacity calculation.

Provider Network by Program



Acronyms

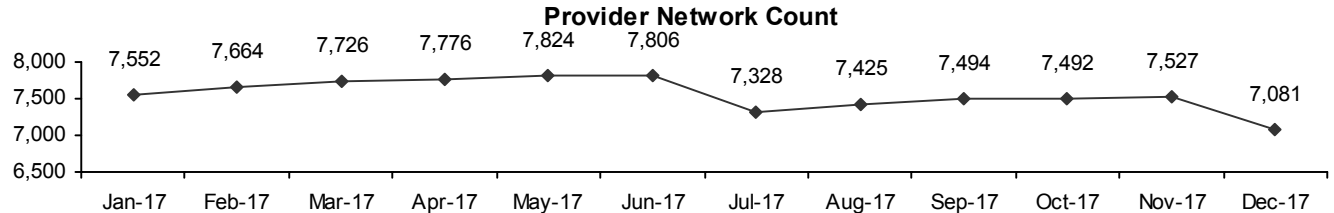
- DDSD - Developmental Disabilities Services Division
- DME - Durable Medical Equipment
- IP - Individual Plan
- I/T/U - Indian Health Service/Tribal/ Urban Indian
- LTC - Long-Term Care
- PCMH - Patient Centered Medical Home
- PCP - Primary Care Provider

Provider Fast Facts by County

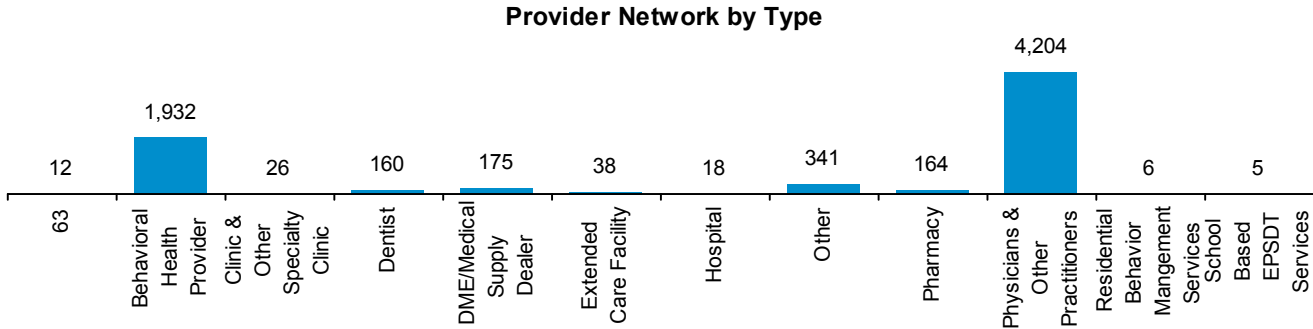
December 2017

Tulsa County

Provider Network is providers who are contracted to provide health care services by locations, programs, types, and specialties. Providers are being counted multiple times if they have multiple locations, programs, types, and/or specialties. The term "contracted" is defined as a provider that was enrolled with Oklahoma SoonerCare within the reporting period, it does not necessarily indicate participation.



83 Newly Enrolled Provider. The data is based on the new provider IDs added to the system during the reporting month. The effective date of the contract may or may not be in that month.

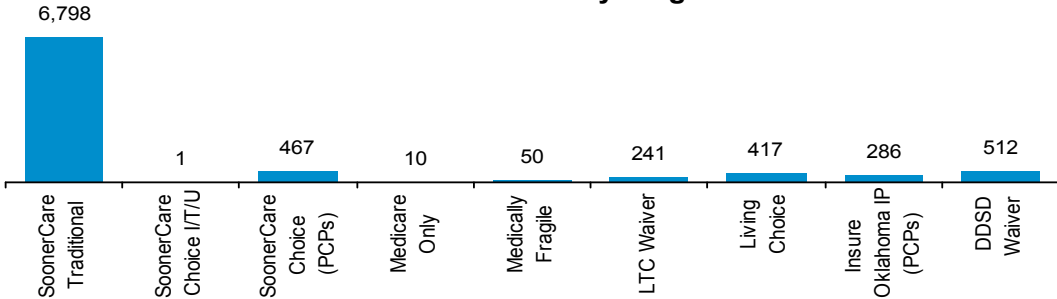


Primary Care Provider (PCP) Capacities

SoonerCare Program	Total Capacity	% of Capacity Used
SoonerCare Choice	231,719	43.76%
SoonerCare Choice I/T/U	2,500	46.64%
Insure Oklahoma IP	46,421	1.30%

Total Capacity represents the maximum number of members that PCPs request to have assigned within OHCA's limit. Panels on hold status are excluded from the capacity calculation.

Provider Network by Program



Acronyms

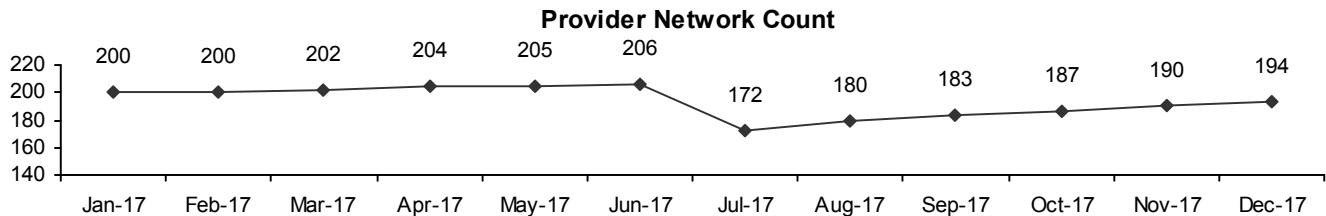
- DDSD - Developmental Disabilities Services Division
- DME - Durable Medical Equipment
- IP - Individual Plan
- I/T/U - Indian Health Service/Tribal/ Urban Indian
- LTC - Long-Term Care
- PCMH - Patient Centered Medical Home
- PCP - Primary Care Provider

Provider Fast Facts by County

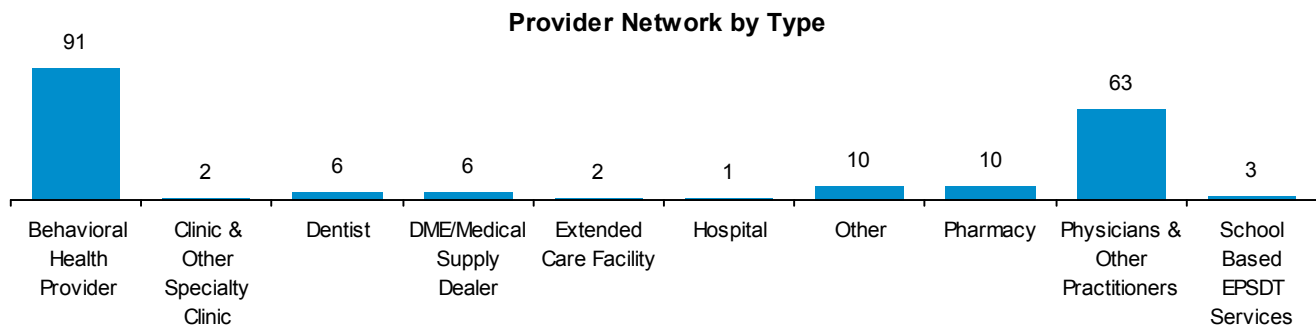
December 2017

Wagoner County

Provider Network is providers who are contracted to provide health care services by locations, programs, types, and specialties. Providers are being counted multiple times if they have multiple locations, programs, types, and/or specialties. The term "contracted" is defined as a provider that was enrolled with Oklahoma SoonerCare within the reporting period, it does not necessarily indicate participation.



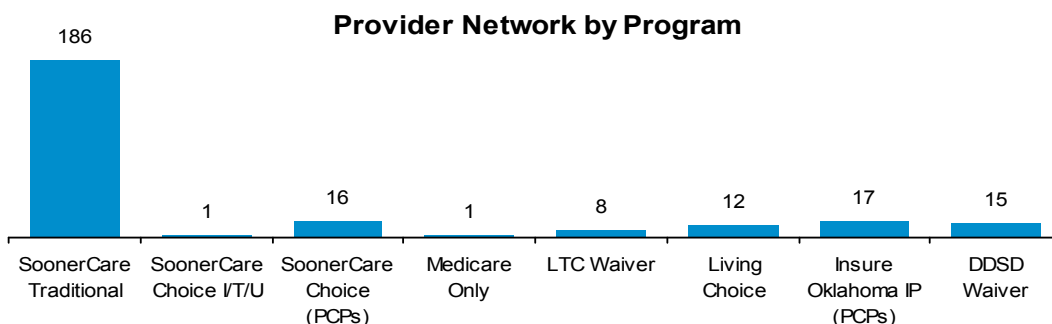
4 Newly Enrolled Provider. The data is based on the new provider IDs added to the system during the reporting month. The effective date of the contract may or may not be in that month.



Primary Care Provider (PCP) Capacities

SoonerCare Program	Total Capacity	% of Capacity Used
SoonerCare Choice	8,300	40.45%
SoonerCare Choice I/T/U	2,500	11.00%
Insure Oklahoma IP	6,200	0.55%

Total Capacity represents the maximum number of members that PCPs request to have assigned within OHCA's limit. Panels on hold status are excluded from the capacity calculation.



Acronyms

- DDSD - Developmental Disabilities Services Division
- DME - Durable Medical Equipment
- IP - Individual Plan
- I/T/U - Indian Health Service/Tribal/ Urban Indian
- LTC - Long-Term Care
- PCMH - Patient Centered Medical Home
- PCP - Primary Care Provider

Provider Fast Facts by County

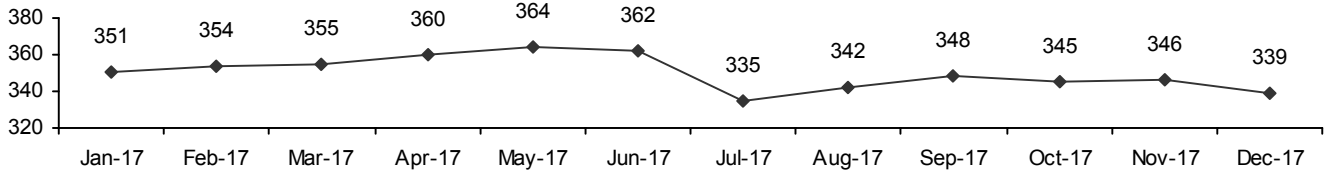
December 2017



Washington County

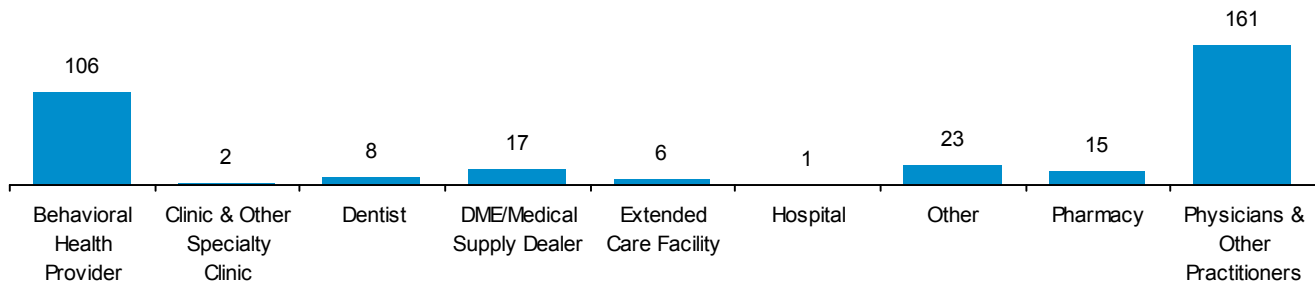
Provider Network is providers who are contracted to provide health care services by locations, programs, types, and specialties. Providers are being counted multiple times if they have multiple locations, programs, types, and/or specialties. The term "contracted" is defined as a provider that was enrolled with Oklahoma SoonerCare within the reporting period, it does not necessarily indicate participation.

Provider Network Count



1 Newly Enrolled Provider. The data is based on the new provider IDs added to the system during the reporting month. The effective date of the contract may or may not be in that month.

Provider Network by Type

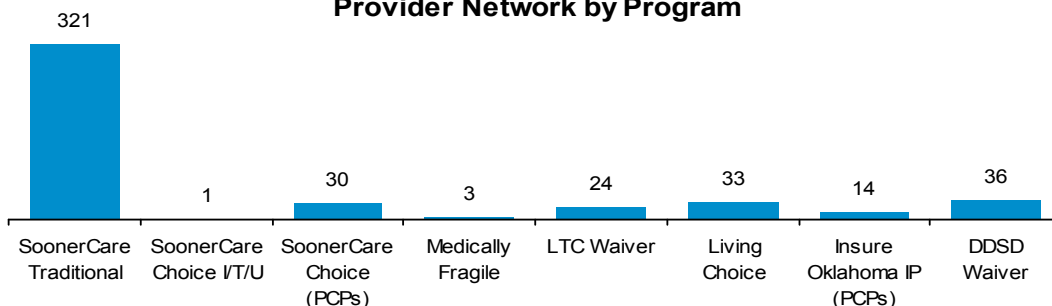


Primary Care Provider (PCP) Capacities

SoonerCare Program	Total Capacity	% of Capacity Used
SoonerCare Choice	11,725	53.61%
SoonerCare Choice I/T/U	2,500	0.44%
Insure Oklahoma IP	5,100	0.49%

Total Capacity represents the maximum number of members that PCPs request to have assigned within OHCA's limit. Panels on hold status are excluded from the capacity calculation.

Provider Network by Program



Acronyms

- DDSD - Developmental Disabilities Services Division
- DME - Durable Medical Equipment
- IP - Individual Plan
- I/T/U - Indian Health Service/Tribal/ Urban Indian
- LTC - Long-Term Care
- PCMH - Patient Centered Medical Home
- PCP - Primary Care Provider

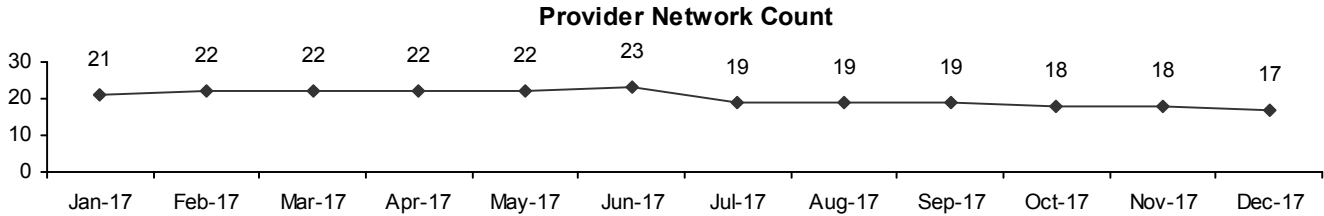
Provider Fast Facts by County

December 2017

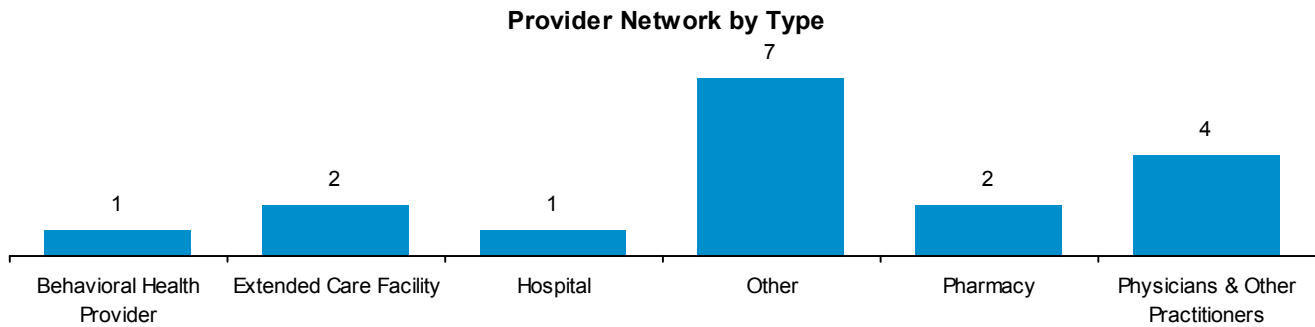
Washita County



Provider Network is providers who are contracted to provide health care services by locations, programs, types, and specialties. Providers are being counted multiple times if they have multiple locations, programs, types, and/or specialties. The term "contracted" is defined as a provider that was enrolled with Oklahoma SoonerCare within the reporting period, it does not necessarily indicate participation.



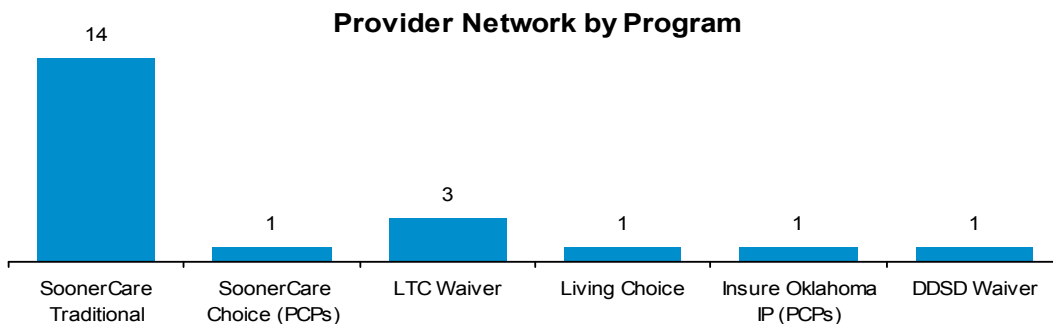
0 Newly Enrolled Provider. The data is based on the new provider IDs added to the system during the reporting month. The effective date of the contract may or may not be in that month.



Primary Care Provider (PCP) Capacities

SoonerCare Program	Total Capacity	% of Capacity Used
Insure Oklahoma IP	25	0.00%

Total Capacity represents the maximum number of members that PCPs request to have assigned within OHCA's limit. Panels on hold status are excluded from the capacity calculation.



Acronyms

- DDSD - Developmental Disabilities Services Division
- DME - Durable Medical Equipment
- IP - Individual Plan
- I/T/U - Indian Health Service/Tribal/ Urban Indian
- LTC - Long-Term Care
- PCMH - Patient Centered Medical Home
- PCP - Primary Care Provider

Provider Fast Facts by County

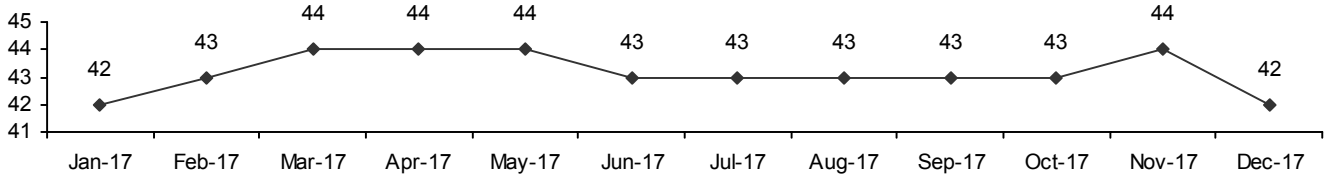
December 2017

Woods County



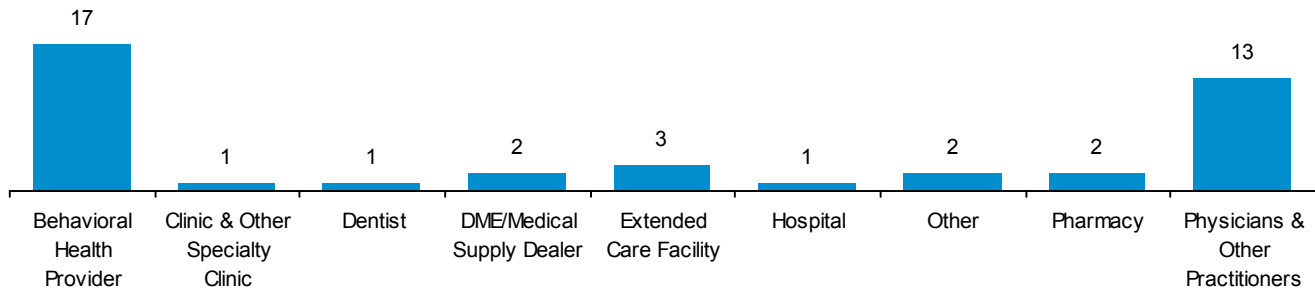
Provider Network is providers who are contracted to provide health care services by locations, programs, types, and specialties. Providers are being counted multiple times if they have multiple locations, programs, types, and/or specialties. The term "contracted" is defined as a provider that was enrolled with Oklahoma SoonerCare within the reporting period, it does not necessarily indicate participation.

Provider Network Count



0 Newly Enrolled Provider. The data is based on the new provider IDs added to the system during the reporting month. The effective date of the contract may or may not be in that month.

Provider Network by Type

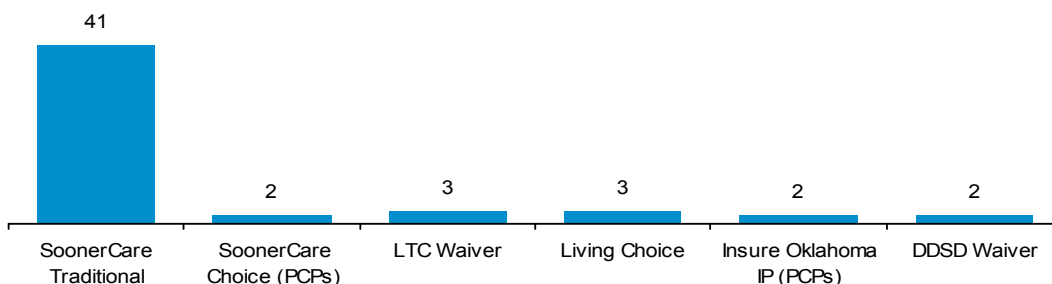


Primary Care Provider (PCP) Capacities

SoonerCare Program	Total Capacity	% of Capacity Used
SoonerCare Choice	600	30.00%
Insure Oklahoma IP	510	0.78%

Total Capacity represents the maximum number of members that PCPs request to have assigned within OHCA's limit. Panels on hold status are excluded from the capacity calculation.

Provider Network by Program



Acronyms

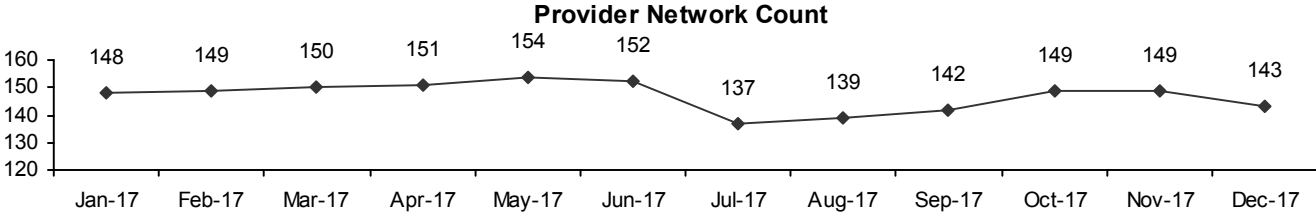
- DDSD - Developmental Disabilities Services Division
- DME - Durable Medical Equipment
- IP - Individual Plan
- I/T/U - Indian Health Service/Tribal/ Urban Indian
- LTC - Long-Term Care
- PCMH - Patient Centered Medical Home
- PCP - Primary Care Provider

Provider Fast Facts by County

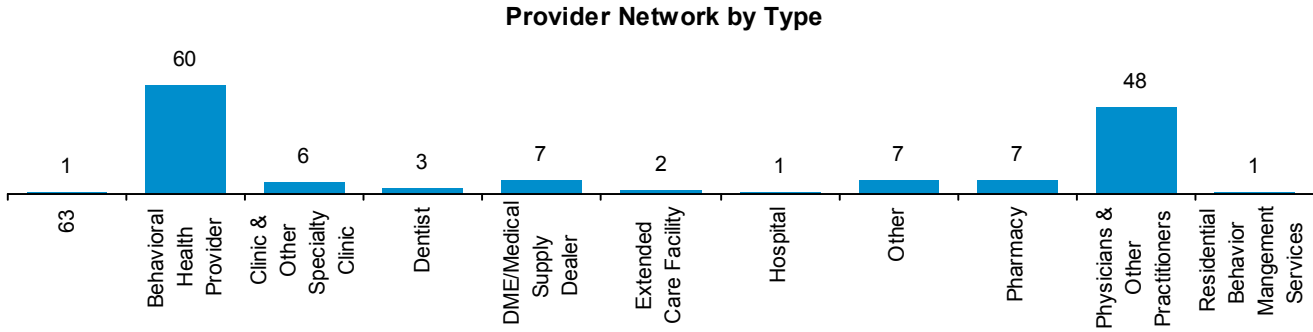
December 2017

Woodward County

Provider Network is providers who are contracted to provide health care services by locations, programs, types, and specialties. Providers are being counted multiple times if they have multiple locations, programs, types, and/or specialties. The term "contracted" is defined as a provider that was enrolled with Oklahoma SoonerCare within the reporting period, it does not necessarily indicate participation.



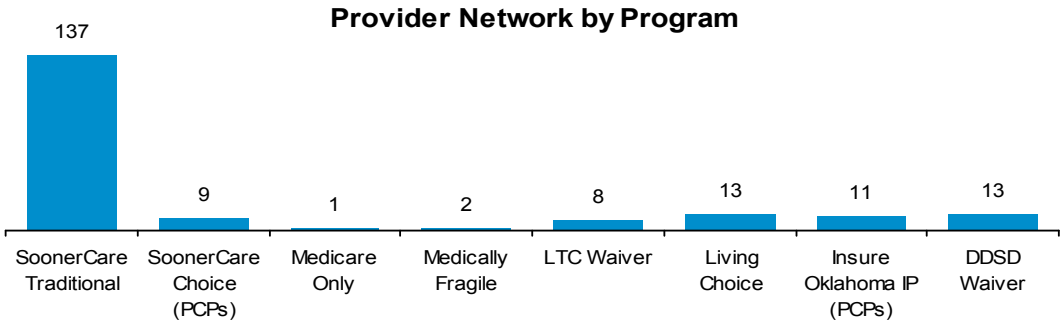
1 Newly Enrolled Provider. The data is based on the new provider IDs added to the system during the reporting month. The effective date of the contract may or may not be in that month.



Primary Care Provider (PCP) Capacities

SoonerCare Program	Total Capacity	% of Capacity Used
SoonerCare Choice	4,850	53.26%
Insure Oklahoma IP	1,830	2.13%

Total Capacity represents the maximum number of members that PCPs request to have assigned within OHCA's limit. Panels on hold status are excluded from the capacity calculation.



Acronyms

- DDSD - Developmental Disabilities Services Division
- DME - Durable Medical Equipment
- IP - Individual Plan
- I/T/U - Indian Health Service/Tribal/ Urban Indian
- LTC - Long-Term Care
- PCMH - Patient Centered Medical Home
- PCP - Primary Care Provider