

American Indian Fast Facts

January 2018

Validation Percent		Total American Indian Enrollment	Total Enrollment (includes Insure Oklahoma)	Percent of Total
Self Reported	42%	130,848	817,530	16%
Verified	59%			

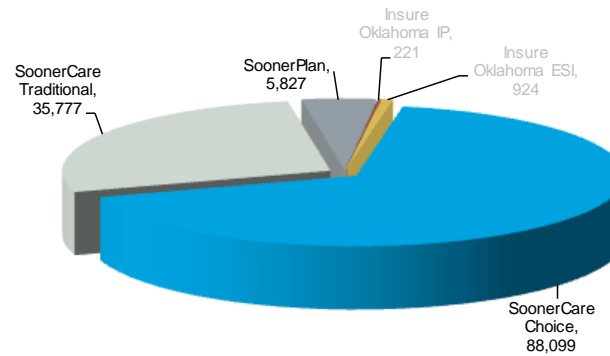
Total Enrollment is the number of members enrolled in SoonerCare and Insure Oklahoma. Excluding Insure Oklahoma, Total SoonerCare Enrollment is 798,013.

American Indian Enrollment by Aid Category

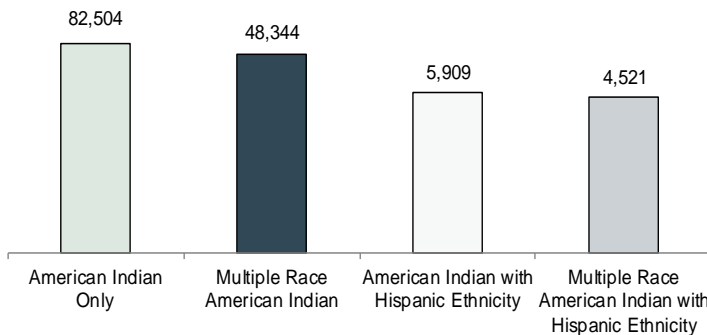
Qualifying Group	Enrollment	% of Total
Children/Parents	105,961	80.98%
Aged/Blind/Disabled	15,670	11.98%
Oklahoma Cares	57	0.04%
TEFRA	45	0.03%
OTHER	2,143	1.64%
SoonerPlan	5,827	4.45%
Insure Oklahoma Employer-Sponsored Insurance (ESI)	924	0.71%
Insure Oklahoma Individual Plan (IP)	221	0.17%

OTHER group includes—Child Custody-Refugee-Qualified Medicare Beneficiary-SLMB-DDSD Supported Living-Program of All Inclusive Care for the Elderly (PACE)-Soon to be Sooners (STBS) and TB patients. For more information go to www.okhca.org under Individuals then to Programs.

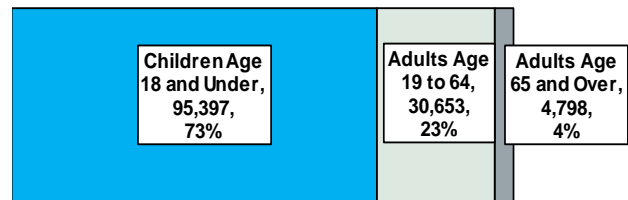
American Indian Enrollment by Delivery System



American Indian Race Breakdown



Age Breakdown of American Indian Enrollment



Gender Breakdown of American Indian Enrollment

Female	71,205
Male	59,643

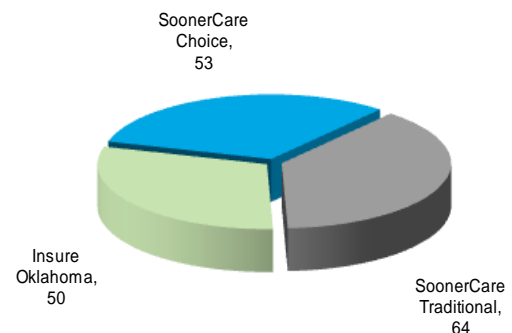
Race is self-reported by members at the time of enrollment. The multiple race members have selected two or more races. Hispanic is an ethnicity not a race.

Indian Health Service/Tribal/Urban (I/T/U) Providers

I/T/U Clinics & Hospitals	
Clinics	54
Hospitals	10

I/T/U Providers Accepting Non-Indian Members 14

I/T/U Providers by Program



American Indian Fast Facts January 2018

