

# American Indian Fast Facts

## May 2019

Validation Percent		Total American Indian Enrollment	Total Enrollment (includes Insure Oklahoma)	Percent of Total
Self Reported	38%	131,148	808,599	16%
Verified	62%			

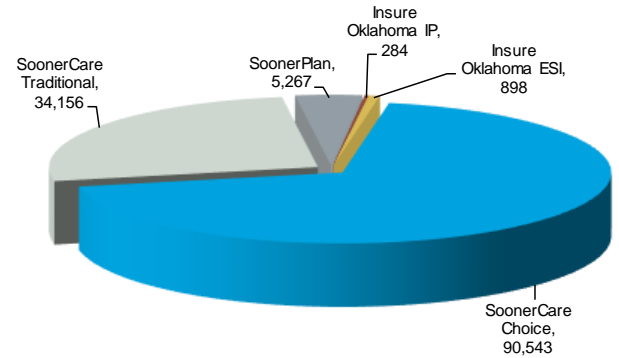
Total Enrollment is the number of members enrolled in SoonerCare and Insure Oklahoma.

### American Indian Enrollment by Aid Category

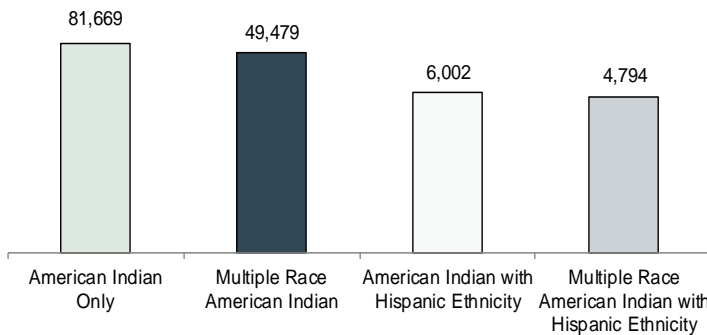
Qualifying Group	Enrollment	% of Total
Children/Parents	106,704	81.36%
Aged/Blind/Disabled	15,670	11.95%
Oklahoma Cares	58	0.04%
TEFRA	52	0.04%
OTHER	2,215	1.69%
SoonerPlan	5,267	4.02%
Insure Oklahoma Employer-Sponsored Insurance (ESI)	898	0.68%
Insure Oklahoma Individual Plan (IP)	284	0.22%

OTHER group includes—Child Custody-Refugee-Qualified Medicare Beneficiary-SLMB-DDSD Supported Living-Program of All Inclusive Care for the Elderly (PACE)-Soon to be Sooners (STBS) and TB patients. For more information go to [www.okhca.org](http://www.okhca.org) under Individuals then to Programs.

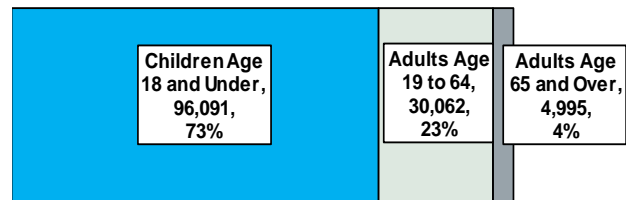
### American Indian Enrollment by Delivery System



### American Indian Race Breakdown



### Age Breakdown of American Indian Enrollment



### Gender Breakdown of American Indian Enrollment

Female	71,532
Male	59,616

Race is self-reported by members at the time of enrollment. The multiple race members have selected two or more races. Hispanic is an ethnicity not a race.

## Indian Health Service/Tribal/Urban (I/T/U) Providers

I/T/U Clinics & Hospitals	
Clinics	53
Hospitals	8

I/T/U Providers Accepting Non-Indian Members 13

### I/T/U Providers by Program

