

SoonerCare Fast Facts

August 2007



TOTAL ENROLLMENT — OKLAHOMA SOONERCARE (MEDICAID)

Qualifying Group	Age Group	Enrollment	% of Total
Aged/Blind/Disabled	Child	15,579	2.54%
Aged/Blind/Disabled	Adult	116,803	19.04%
Children/Parents	Child	399,487	65.11%
Children/Parents	Adult	42,044	6.85%
Other	Child	603	0.10%
Other	Adult	15,282	2.49%
Oklahoma Cares (Breast & Cervical Cancer)		2,814	0.46%
SoonerPlan (Family Planning)		20,783	3.39%
TEFRA		161	0.03%

Total Enrollment	613,556	Adults	194,798	32%
		Children	418,758	68%

OTHER Group includes—Child custody-Refugee-Qualified Medicare Beneficiary-SLMB-DDSD Supported Living and TB patients. For more information on TEFRA go to www.okhca.org under Individuals & Families and Programs. O-EPIC members are NOT included in the figures above.

Note that all subsequent figures are groups within the above total enrollment numbers (except O-EPIC). SoonerPlan (Family Planning) members are not entitled to the full scope of benefits only family planning services are covered.

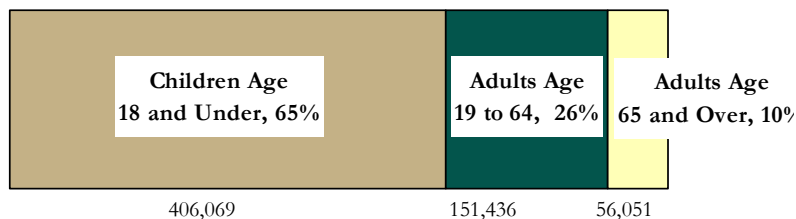
The Oklahoma Employer/Employee Partnership for Insurance Coverage (O-EPIC) is a program to assist qualifying small business owners, employees & their spouses (Employer Sponsored Insurance—ESI) and some individual Oklahomans (Individual Plan—IP) with health insurance premiums. www.insureoklahoma.org

New Enrollees

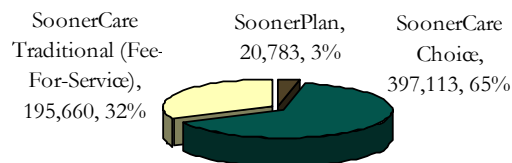
Oklahoma SoonerCare members that have not been enrolled in the past 6 months.

Adults	5,337
Children	9,847
Total	15,184

Age Breakdown of Total Enrollment



Delivery System Breakdown of Total Enrollment



Other Enrollment Facts

Unduplicated enrollees State Fiscal Year-to-Date (July through report month including O-EPIC) — **617,178**

Other Breakdowns of Total Enrollment

Oklahoma SoonerCare (Medicaid) members residing in a long-term care facility — **16,419**

Oklahoma persons enrolled in both Medicare and Medicaid (dual eligibles) — **77,265**

Small Businesses Enrolled in O-EPIC ESI	Employees w/ O-EPIC ESI	Individual Plan (IP) Members
1,140	2,968	708

Race Breakdown of Total Enrollment

	Children	Adults	Percent	Pregnant Women
African American	67,899	27,189	15%	2,407
American Indian	59,078	17,978	13%	3,186
Asian or Pacific Islander	4,684	2,188	1%	236
Caucasian	231,011	139,925	60%	14,668
Hispanic	55,400	7,394	10%	1,987
Multiple Races	686	124	0%	74

Effective July 2007, OKDHS is collecting any and all related "race" categories; therefore a member could have up to seven races. Members in the Hispanic category are only counted in Hispanic even though they may have multiple races also.

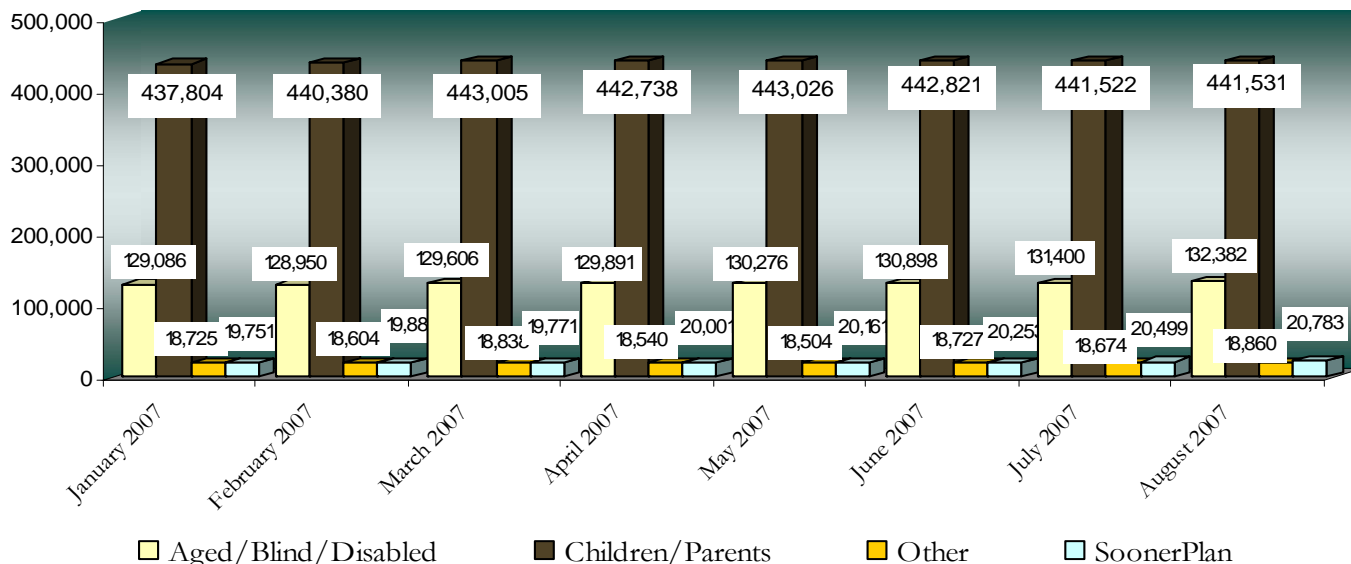
SCHIP Breakdown of Total Enrollment

Members qualifying for SoonerCare (Medicaid) eligibility under the SCHIP program are under age 19 and have income between the maximum for standard eligibility and the expanded 185% of Federal Poverty Level (FPL) income guidelines.

Age Breakdown	% of FPL	SCHIP Enrollees
INFANT	150% to 185%	1,500
01-05	133% to 185%	12,921
06-12	100% to 185%	32,539
13-18	100% to 185%	20,215
Total		67,175

Data was compiled on 9/17/2007. Numbers frequently change due to retro-certifications and other factors. This report is based on data within the system prior to 9/17/2007. Data is a "point in time" representation of the specific report month and is not cumulative. Unless stated otherwise, CHILD is defined as an individual under the age of 21.

Calendar Year 2007 Enrollment by Aid Category



State Fiscal Year is defined as the period between July 1 and June 30 of each fiscal year. Oklahoma Cares (Breast and Cervical Cancer coverage) and TEFRA are included in the OTHER category. SoonerPlan are members receiving family planning services only.

News Release

August 6, 2007

Contact: Jo Kilgore, Public Information Manager, (405) 522-7474.

Oklahoma City Agent Liaison Joins O-EPIC

The Oklahoma Health Care Authority announced today that Yvonne Marsh, an O-EPIC agent liaison, has successfully helped agents sign up more than 50 businesses across the state.

The Oklahoma Employer/employee Partnership for Insurance Coverage (O-EPIC) is an innovative program Oklahoma has created to bridge the gap in health care coverage for many working Oklahomans. Oklahoma has one of the highest uninsured rates in the country; 42 percent of businesses with fewer than 50 employees do not offer health insurance coverage. Under O-EPIC's employer-sponsored insurance program, premium costs are shared by the state (60 percent), the employer (25 percent) and the employee (15 percent).

An experienced insurance professional, Marsh will provide information about O-EPIC and help agents enroll businesses and employees in the program. She is part of the O-EPIC agent liaison team whose mission is to travel throughout the state to recruit agents and assist them in the enrollment process. Marsh can be reached by calling (405) 923-3314 or by e-mail at yvonne.marsh@eds.com.

O-EPIC also has an Individual Plan for people who can't access O-EPIC through their employer, including those who are self-employed or may be temporarily unemployed. They can buy into a limited benefit program directly through the state, with premiums based on a sliding scale depending on income. More information about O-EPIC is available online at www.oepic.ok.gov.