



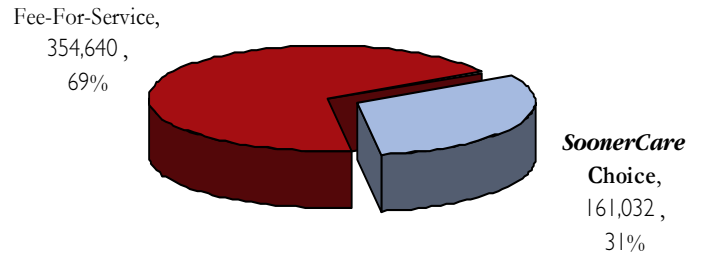
TOTAL ENROLLMENT — OKLAHOMA MEDICAID

AID GROUP	Age Group	Enrollment	% of Aid Group	% of Total
Aged/Blind/Disabled	Child	11,705	9.73%	2.27%
Aged/Blind/Disabled	Adult	108,621	90.27%	21.06%
Children/Parents	Child	341,531	88.26%	66.23%
Children/Parents	Adult	45,433	11.74%	8.81%
Other	Child	504	6.01%	0.10%
Other	Adult	7,878	93.99%	1.53%
Total Enrollment		515,672		
	Adults	161,932		32%
	Children	353,740		68%

OTHER Group includes-Child custody-Refugee-Qualified Medicare Beneficiary-SLMB-DDSD Supported Living and TB patients.

Note that all subsequent “breakdown” figures are groups within the above total enrollment numbers.

Delivery System Breakdown of Total Enrollment

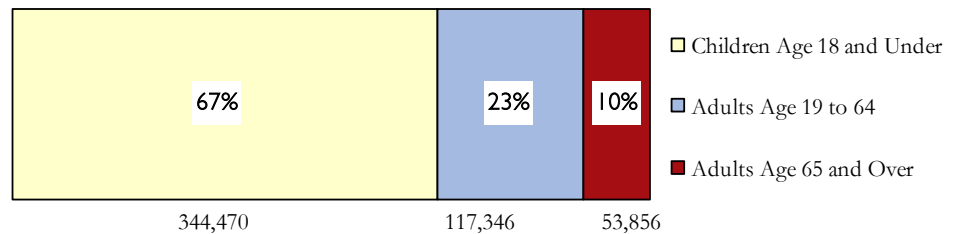


New Enrollees

Oklahoma Medicaid beneficiaries that have not been enrolled in the past 6 months.

Adults	3,640
Children	8,606
Total	12,246

Age Breakdown of Total Enrollment



Other Enrollment Facts

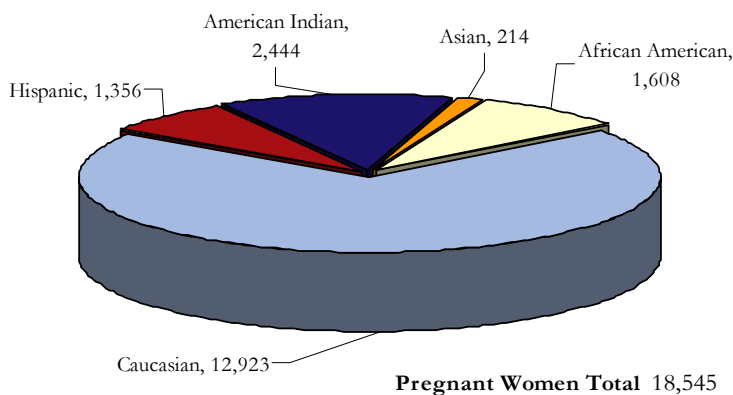
Oklahoma Medicaid enrollees residing in a long-term care facility — 17,490

Oklahoma persons enrolled in both Medicare and Medicaid (dual eligibles) — 74,238

Race Breakdown of Total Enrollment

Race	Children	Adults	Total	Percent
African American	60,626	24,751	85,377	17%
American Indian	50,053	14,440	64,493	13%
Asian or Pacific Islander	3,187	1,663	4,850	1%
Caucasian	204,245	116,173	320,418	62%
Hispanic	35,629	4,905	40,534	8%

Pregnant Women Enrolled by Race — Oklahoma Medicaid



SCHIP Breakdown of Total Enrollment

Persons eligible for expanded Medicaid eligibility under the SCHIP program are under age 19 and have income between the maximum for standard eligibility and the expanded 185% of Federal Poverty Level (FPL) income guidelines.

Age Breakdown	% of FPL	SCHIP Eligibles
INFANT	150% to 185%	966
01-05	133% to 185%	9,093
06-12	100% to 185%	22,451
13-18	100% to 185%	13,600
Total		46,110