

SoonerCare Fast Facts

February 2010



TOTAL ENROLLMENT — OKLAHOMA SOONERCARE (MEDICAID)

Qualifying Group	Age Group	Enrollment	% of Total
Aged/Blind/Disabled	Child	17,941	2.62%
Aged/Blind/Disabled	Adult	125,015	18.24%
Children/Parents	Child	452,697	66.04%
Children/Parents	Adult	45,284	6.61%
Other	Child	517	0.08%
Other	Adult	17,662	2.58%
Oklahoma Cares (Breast & Cervical Cancer)		2,396	0.35%
SoonerPlan (Family Planning)		23,607	3.44%
TEFRA		326	0.05%

Total Enrollment	685,445	Adults	210,876	31%
		Children	474,569	69%

OTHER Group includes—Child custody-Refugee-Qualified Medicare Beneficiary-SLMB-DDSD Supported Living-Program of All Inclusive Care for the Elderly (PACE)-Soon to be Sooners (STBS) and TB patients. For more information go to www.okhca.org under Individuals then to Programs. Insure Oklahoma members are NOT included in the figures above.

Note that all subsequent figures are groups within the above total enrollment numbers (except Insure Oklahoma). SoonerPlan (Family Planning) members are not entitled to the full scope of benefits only family planning services are covered.

The Insure Oklahoma (Oklahoma Employer/Employee Partnership for Insurance Coverage—O-EPIC) is a program to assist qualifying small business owners, employees & their spouses (Employer Sponsored Insurance—ESI) and some individual Oklahomans (Individual Plan—IP) with health insurance premiums. www.insureoklahoma.org

New Enrollees

Oklahoma SoonerCare members that have not been enrolled in the past 6 months.

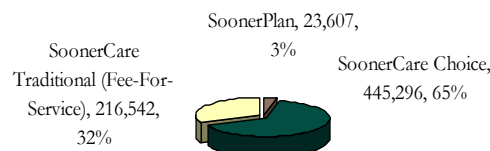
Adults	6,130
Children	8,168
Total	14,298

CHIP Breakdown of Total Enrollment

Members qualifying for SoonerCare (Medicaid) eligibility under the CHIP program are under age 19 and have income between the maximum for standard eligibility and the expanded 185% of Federal Poverty Level (FPL) income guidelines.

Age Breakdown	% of FPL	CHIP Enrollees
PRENATAL		2,993
INFANT	150% to 185%	1,443
01-05	133% to 185%	11,434
06-12	100% to 185%	32,883
13-18	100% to 185%	20,674
Total		69,427

Delivery System Breakdown of Total Enrollment



Other Enrollment Facts

Unduplicated enrollees State Fiscal Year-to-Date (July through report month including Insure Oklahoma) — **821,920**

Other Breakdowns of Total Enrollment

Oklahoma SoonerCare (Medicaid) members residing in a long-term care facility — **15,814**

Oklahoma persons enrolled in both Medicare and Medicaid (dual eligibles) — **100,379**

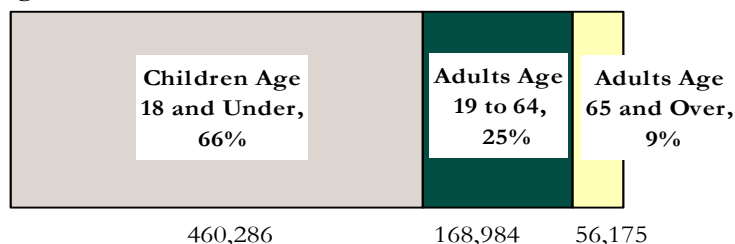
Small Businesses Enrolled in ESI	Employees w/ ESI	Individual Plan (IP) Members
5,630	18,877	11,437

Race Breakdown of Total Enrollment

	Children	Adults	Percent	Pregnant Women
American Indian	60,638	19,818	12%	2,781
Asian or Pacific Islander	6,810	2,802	1%	568
Black or African American	69,352	29,240	14%	2,401
Caucasian	324,044	156,720	70%	18,447
Multiple Races	13,725	2,296	2%	631
Hispanic Ethnicity	74,611	10,701	12%	4,694

Race is self-reported by members at the time of enrollment. The multiple race members have selected two or more races. Hispanic is an ethnicity not a race. Hispanics can be of any race and are accounted for in a race category above.

Age Breakdown of Total Enrollment

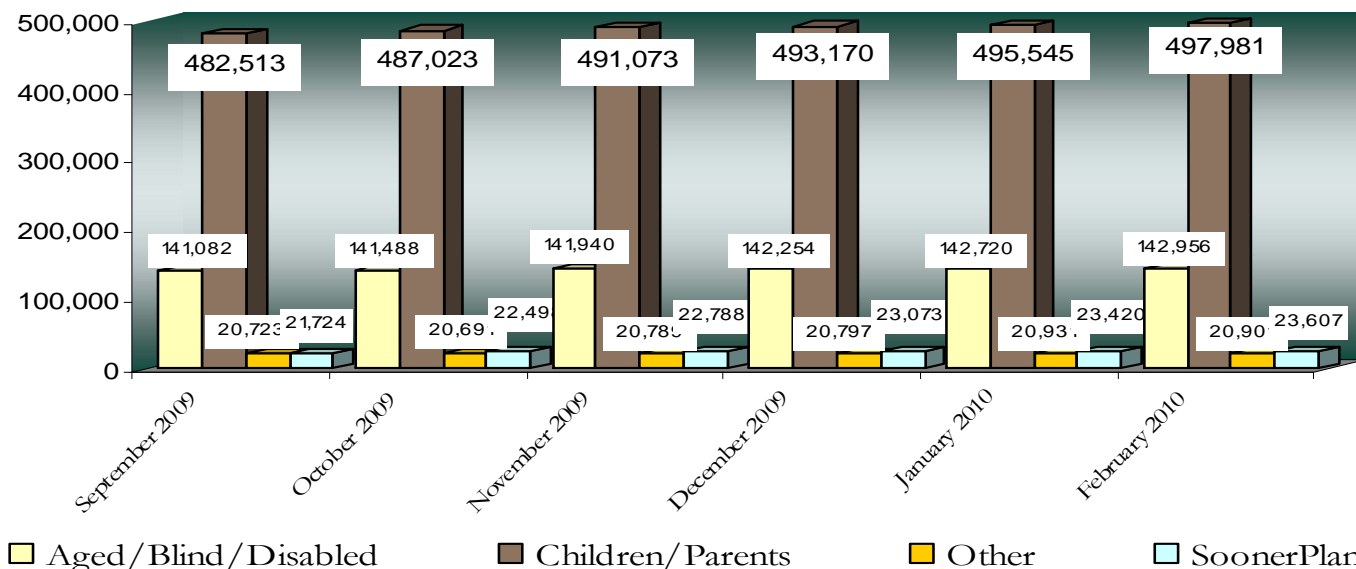


SoonerCare Fast Facts

February 2010



Enrollment by Aid Category



State Fiscal Year is defined as the period between July 1 and June 30 of each fiscal year. Oklahoma Cares (Breast and Cervical Cancer coverage) and TEFRA are included in the OTHER category. SoonerPlan are members receiving family planning services only.

Have you seen our other Fast Facts?

OHCA generates and distributes all kinds of summary information about our members, providers, dollars and services. The majority of our fast facts are produced after the second Sunday of each month. Some of the additional fast facts we produce are: SoonerCare Children, Provider, Family Planning, Dental, Deliveries, and Insure Oklahoma. To view these and other fast facts, please visit:

www.okhca.org/research/data