

SoonerCare Fast Facts

July 2010



TOTAL ENROLLMENT — OKLAHOMA SOONERCARE (MEDICAID)

Qualifying Group	Age Group	Enrollment	% of Total
Aged/Blind/Disabled	Child	19,065	2.73%
Aged/Blind/Disabled	Adult	126,289	18.11%
Children/Parents	Child	458,240	65.72%
Children/Parents	Adult	47,212	6.77%
Other	Child	76	0.01%
Other	Adult	18,293	2.62%
Oklahoma Cares (Breast & Cervical Cancer)		2,221	0.32%
SoonerPlan (Family Planning)		25,530	3.66%
TEFRA		351	0.05%

Total Enrollment	697,277	Adults	216,071	31%
		Children	481,206	69%

OTHER Group includes—DDSD State-PKU-Q1-Q2-Refugee--SLMB-Soon to be Sooners (STBS) and TB patients. Child custody was moved to Children/Parents effective April 2010. For more information go to www.okhca.org under Individuals then to Programs. Insure Oklahoma members are NOT included in the figures above.

Note that all subsequent figures are groups within the above total enrollment numbers (except Insure Oklahoma). SoonerPlan (Family Planning) members are not entitled to the full scope of benefits only family planning services are covered.

The Insure Oklahoma (Oklahoma Employer/Employee Partnership for Insurance Coverage—O-EPIC) is a program to assist qualifying small business owners, employees & their spouses (Employer Sponsored Insurance—ESI) and some individual Oklahomans (Individual Plan—IP) with health insurance premiums. www.insureoklahoma.org

New Enrollees

Oklahoma SoonerCare members that have not been enrolled in the past 6 months.

Adults	6,566
Children	8,686
Total	15,252

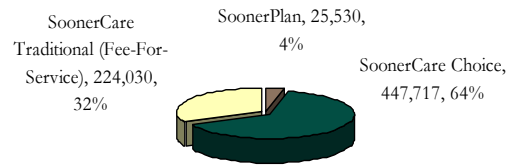
CHIP Breakdown of Total Enrollment

Members qualifying for SoonerCare (Medicaid) eligibility under the CHIP program are under age 19 and have income between the maximum for standard eligibility and the expanded 185% of Federal Poverty Level (FPL) income guidelines.

Age Breakdown	% of FPL	CHIP Enrollees
PRENATAL		3,065
INFANT	150% to 185%	1,488
01-05	133% to 185%	11,737
06-12	100% to 185%	32,953
13-18	100% to 185%	20,746
Total		69,989

Data was compiled on 8/10/2010. Numbers frequently change due to certifications occurring after the data is extracted and other factors. This report is based on data within the system prior to 8/10/2010. A majority of the data is a "point in time" representation of the specific report month and is not cumulative. Unless stated otherwise, CHILD is defined as an individual under the age of 21.

Delivery System Breakdown of Total Enrollment



Other Enrollment Facts

Unduplicated enrollees State Fiscal Year-to-Date (July through report month including Insure Oklahoma) — **729,271**

Other Breakdowns of Total Enrollment

Oklahoma SoonerCare (Medicaid) members residing in a long-term care facility — **15,597**

Oklahoma persons enrolled in both Medicare and Medicaid (dual eligibles) — **101,606**

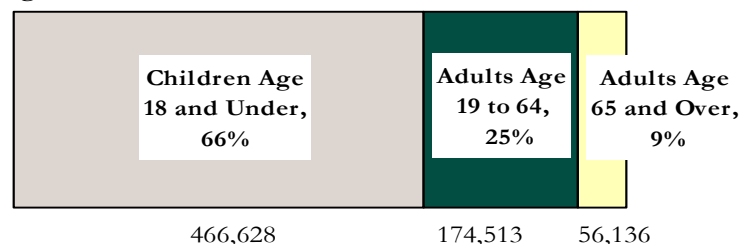
Small Businesses Enrolled in ESI	Employees w/ ESI	Individual Plan (IP) Members
5,460	18,743	13,251

Race Breakdown of Total Enrollment

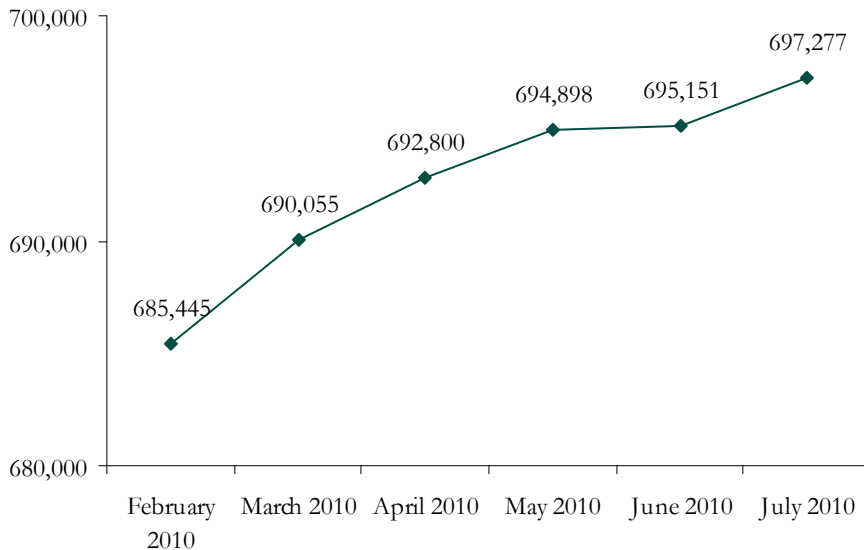
	Children	Adults	Percent	Pregnant Women
American Indian	60,393	20,341	12%	2,834
Asian or Pacific Islander	7,091	2,907	1%	699
Black or African American	69,615	30,264	14%	2,431
Caucasian	328,577	159,874	70%	20,025
Multiple Races	15,530	2,685	3%	766
Hispanic Ethnicity	76,684	11,156	13%	6,114

Race is self-reported by members at the time of enrollment. The multiple race members have selected two or more races. Hispanic is an ethnicity not a race. Hispanics can be of any race and are accounted for in a race category above.

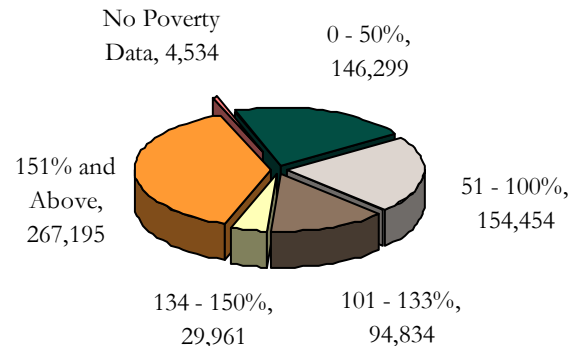
Age Breakdown of Total Enrollment



Total Enrollment Trend



Percent of Federal Poverty Level Totals



The "No Poverty Data" group consists of members with no poverty data and members enrolled with an aid category of U- DDS State, R2 - OJA not Incarcerated, or R4 - OJA Incarcerated. These aid categories do not require poverty data or do not use the poverty data.

July 15, 2010

OHCA Contact: [Jo Kilgore](#), Public Information Manager, (405) 522-7474.

Garth Splinter Returns to OHCA as State Medicaid Director

OKLAHOMA CITY – Garth L. Splinter, M.D., is Oklahoma's new Medicaid director, Oklahoma Health Care Authority CEO Mike Fogarty announced.

Splinter is a familiar face at the agency, where he was administrator from 1994-99, and in Oklahoma's medical community. He more recently served as an associate professor and division head for the Primary Care Health Policy Division in the Department of Family and Preventive Medicine at the University of Oklahoma's College of Medicine. For four years, he also was chief medical officer for the University Hospitals Trust.

"I've been away from OHCA for 11 years, and I see a considerable difference," Splinter said. "Its budget is three or four times larger, and it has twice as many people. However, the focus on excellence is unchanged."

He anticipates that some of the major tasks awaiting him as state Medicaid director are assisting with the federal health reform's impact on Oklahoma and the effects of the ongoing state budget shortfall on OHCA.

Splinter's diverse educational and professional background will give him a unique perspective when dealing with complexities facing the agency. He earned a bachelor's degree in industrial engineering from OU and a master's in business administration from Harvard before returning to OU for his M.D.

He succeeds Lynn Mitchell, M.D., who has moved to the Oklahoma State Department of Health to serve as deputy commissioner of prevention and preparedness services and chief medical officer.