

SoonerCare Fast Facts

August 2010



TOTAL ENROLLMENT — OKLAHOMA SOONERCARE (MEDICAID)

Qualifying Group	Age Group	Enrollment	% of Total
Aged/Blind/Disabled	Child	19,115	2.70%
Aged/Blind/Disabled	Adult	126,871	17.90%
Children/Parents	Child	467,145	65.92%
Children/Parents	Adult	47,986	6.77%
Other	Child	81	0.01%
Other	Adult	18,563	2.62%
Oklahoma Cares (Breast & Cervical Cancer)		2,149	0.30%
SoonerPlan (Family Planning)		26,386	3.72%
TEFRA		357	0.05%

Total Enrollment	708,653	Adults	218,415	31%
		Children	490,238	69%

OTHER Group includes—DDSD State-PKU-Q1-Q2-Refugee--SLMB-Soon to be Sooners (STBS) and TB patients. Child custody was moved to Children/Parents effective April 2010.
For more information go to www.okhca.org under Individuals then to Programs. Insure Oklahoma members are NOT included in the figures above.

Note that all subsequent figures are groups within the above total enrollment numbers (except Insure Oklahoma). SoonerPlan (Family Planning) members are not entitled to the full scope of benefits only family planning services are covered.

The Insure Oklahoma (Oklahoma Employer/Employee Partnership for Insurance Coverage—O-EPIC) is a program to assist qualifying small business owners, employees & their spouses (Employer Sponsored Insurance—ESI) and some individual Oklahomans (Individual Plan—IP) with health insurance premiums. www.insureoklahoma.org

New Enrollees

Oklahoma SoonerCare members that have not been enrolled in the past 6 months.

Adults	6,520
Children	10,755
Total	17,275

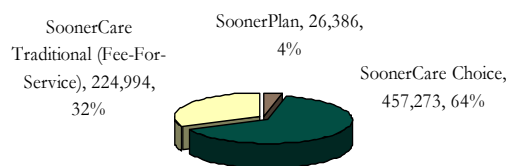
CHIP Breakdown of Total Enrollment

Members qualifying for SoonerCare (Medicaid) eligibility under the CHIP program are under age 19 and have income between the maximum for standard eligibility and the expanded 185% of Federal Poverty Level (FPL) income guidelines.

Age Breakdown	% of FPL	CHIP Enrollees
PRENATAL		3,029
INFANT	150% to 185%	1,496
01-05	133% to 185%	12,192
06-12	100% to 185%	34,118
13-18	100% to 185%	21,320
Total		72,155

Data was compiled on 9/13/2010. Numbers frequently change due to certifications occurring after the data is extracted and other factors. This report is based on data within the system prior to 9/13/2010. A majority of the data is a "point in time" representation of the specific report month and is not cumulative. Unless stated otherwise, CHILD is defined as an individual under the age of 21.

Delivery System Breakdown of Total Enrollment



Other Enrollment Facts

Unduplicated enrollees State Fiscal Year-to-Date (July through report month including Insure Oklahoma) — **756,227**

Other Breakdowns of Total Enrollment

Oklahoma SoonerCare (Medicaid) members residing in a long-term care facility — **15,620**

Oklahoma persons enrolled in both Medicare and Medicaid (dual eligibles) — **102,233**

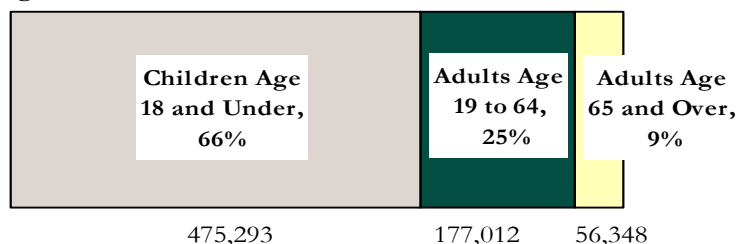
Small Businesses Enrolled in ESI	Employees w/ ESI	Individual Plan (IP) Members
5,499	18,825	12,980

Race Breakdown of Total Enrollment

	Children	Adults	Percent	Pregnant Women
American Indian	61,586	20,609	12%	2,849
Asian or Pacific Islander	7,318	2,957	1%	732
Black or African American	70,423	30,518	14%	2,443
Caucasian	334,690	161,524	70%	20,417
Multiple Races	16,221	2,807	3%	787
Hispanic Ethnicity	78,284	11,343	13%	6,394

Race is self-reported by members at the time of enrollment. The multiple race members have selected two or more races. Hispanic is an ethnicity not a race. Hispanics can be of any race and are accounted for in a race category above.

Age Breakdown of Total Enrollment

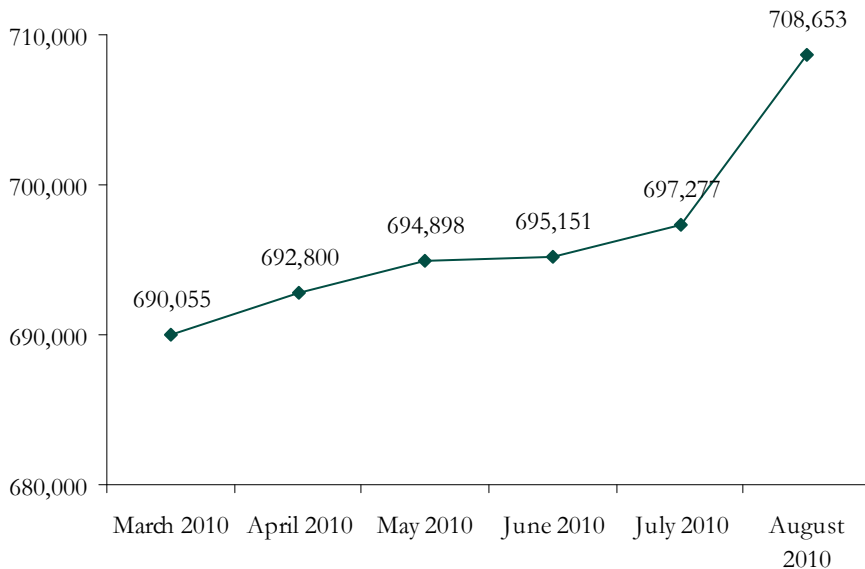


SoonerCare Fast Facts

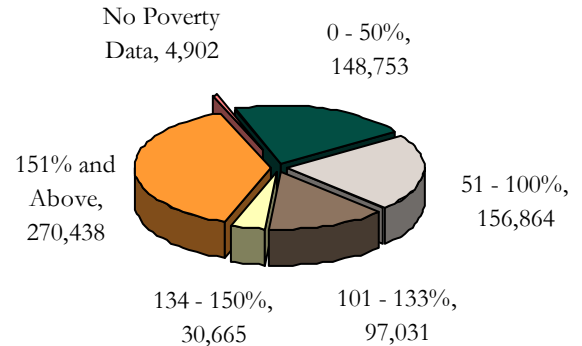
August 2010



Total Enrollment Trend



Percent of Federal Poverty Level Totals



The "No Poverty Data" group consists of members with no poverty data and members enrolled with an aid category of U- DDS State, R2 - OJA not Incarcerated, or R4 - OJA Incarcerated. These aid categories do not require poverty data or do not use the poverty data.

July 15, 2010

OHCA Contact: [Jo Kilgore](#), Public Information Manager, (405) 522-7474.

Nursing Home Residents Given Option to Return to Community

OKLAHOMA CITY – "Wherever you go, there you are, and your money should be there, too." This may sound like the catchy slogan of a credit card company, when in fact it's the driving force behind a new program administered by the Oklahoma Health Care Authority.

Living Choice is a program that allows people whose long-term care is funded by SoonerCare (Oklahoma Medicaid) to decide where they choose to live. The Living Choice project, known federally as Money Follows the Person, provides services specific to the needs of people with disabilities or long-term illnesses who want to transition from a nursing home back into the community.

Since November 2009, 40 people have successfully transitioned out of a nursing home and back into the community.

People making such a transition often wonder where to begin; that's why Living Choice provides transition coordinators to help them coordinate their move and set up their new household. The transition planning team helps arrange services such as personal care, skilled nursing, physical therapy, and occupational therapy and home modifications.

People who currently live in nursing facilities contribute their income to their room and board expenses, and SoonerCare pays the balance for those who qualify. Under Living Choice, the person receives his or her income directly to use for living expenses. Transition coordinators in Living Choice are also experienced at helping people qualify for housing subsidies and find other low-income options in the community.

The Oklahoma Health Care Authority operates Living Choice through a Money Follows the Person program grant from the Centers for Medicare & Medicaid Services. Oklahomans of all ages with disabilities or long-term illnesses who live in an institution are given the freedom and choice to live in a community setting. If you or someone you know would like more information, please call toll-free 888-287-2443 or visit the OHCA website at www.oklivingchoice.com.