

SoonerCare Fast Facts

March 2011



TOTAL ENROLLMENT — OKLAHOMA SOONERCARE (MEDICAID)

| Qualifying Group | Age Group | Enrollment | % of Total |
|---|-----------|------------|------------|
| Aged/Blind/Disabled | Child | 19,813 | 2.72% |
| Aged/Blind/Disabled | Adult | 128,960 | 17.73% |
| Children/Parents | Child | 463,924 | 63.78% |
| Children/Parents | Adult | 58,793 | 8.08% |
| Other | Child | 150 | 0.02% |
| Other | Adult | 19,935 | 2.74% |
| Oklahoma Cares (Breast & Cervical Cancer) | | 1,755 | 0.24% |
| SoonerPlan (Family Planning) | | 33,654 | 4.63% |
| TEFRA | | 385 | 0.05% |

| | | | | |
|-------------------------|----------------|----------|---------|-----|
| Total Enrollment | 727,369 | Adults | 239,079 | 33% |
| | | Children | 488,290 | 67% |

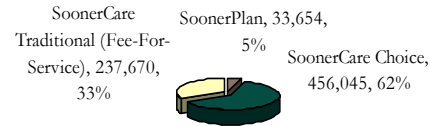
OTHER Group includes—DDSD State-PKU-Q1-Q2-Refugee—SLMB—Soon to be Sooners (STBS) and TB patients. The Total Enrollment figure makes up 435,317 cases. A case is used to group members of the same family living in the same household.

For more information go to www.okhca.org under Individuals then to Programs. Insure Oklahoma members are NOT included in the figures above.

Note that all subsequent figures are groups within the above total enrollment numbers (except Insure Oklahoma). SoonerPlan (Family Planning) members are not entitled to the full scope of benefits only family planning services are covered.

The Insure Oklahoma is a program to assist qualifying small business owners, employees & their spouses (Employer Sponsored Insurance—ESI) with health insurance premiums and some individual Oklahomans (Individual Plan—IP) with limited health coverage. www.insureoklahoma.org

Delivery System Breakdown of Total Enrollment



Other Enrollment Facts

Unduplicated enrollees State Fiscal Year-to-Date (July through report month including Insure Oklahoma) — **910,561**

Other Breakdowns of Total Enrollment

Oklahoma SoonerCare (Medicaid) members residing in a long-term care facility — **15,655**

Oklahoma persons enrolled in both Medicare and Medicaid (dual eligibles) — **104,538**

| Small Businesses Enrolled in ESI | Employees w/ ESI | Individual Plan (IP) Members |
|----------------------------------|------------------|------------------------------|
| 5,324 | 19,246 | 13,103 |

New Enrollees

Oklahoma SoonerCare members that have not been enrolled in the past 6 months.

| | |
|--------------|---------------|
| Adults | 9,178 |
| Children | 11,447 |
| Total | 20,625 |

Race Breakdown of Total Enrollment

| | Children | Adults | Percent | Pregnant Women |
|---------------------------|----------|---------|---------|----------------|
| American Indian | 61,096 | 22,561 | 12% | 3,453 |
| Asian or Pacific Islander | 7,368 | 3,441 | 1% | 804 |
| Black or African American | 67,278 | 32,969 | 14% | 2,863 |
| Caucasian | 327,517 | 175,572 | 69% | 22,659 |
| Multiple Races | 25,031 | 4,536 | 4% | 1,274 |
| Hispanic Ethnicity | 83,857 | 13,816 | 13% | 7,332 |

Race is self-reported by members at the time of enrollment. The multiple race members have selected two or more races. Hispanic is an ethnicity not a race. Hispanics can be of any race and are accounted for in a race category above.

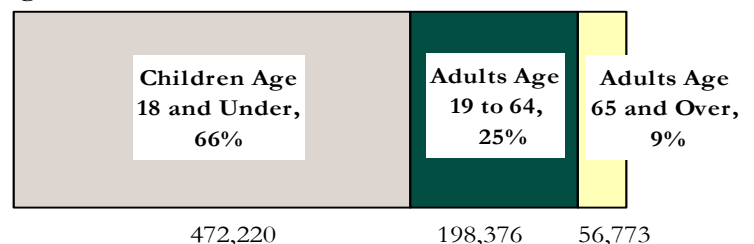
CHIP Breakdown of Total Enrollment

Members qualifying for SoonerCare (Medicaid) eligibility under the CHIP program are under age 19 and have income between the maximum for standard eligibility and the expanded 185% of Federal Poverty Level (FPL) income guidelines.

| Age Breakdown | % of FPL | CHIP Enrollees |
|---------------|--------------|----------------|
| PRENATAL | | |
| INFANT | 150% to 185% | |
| 01-05 | 100% to 185% | |
| 06-12 | 100% to 185% | |
| 13-18 | 100% to 185% | |
| Total | | |

Data is currently unavailable.

Age Breakdown of Total Enrollment

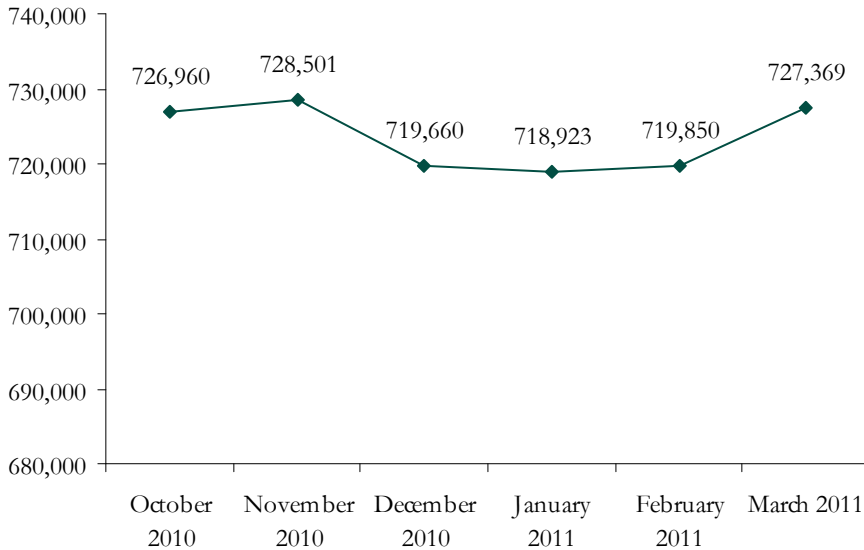


SoonerCare Fast Facts

March 2011



Total Enrollment Trend



Percent of Federal Poverty Level Totals

Data is currently unavailable.

Please note some Child/Parent member eligibility was extended during the September Online Enrollment transition period. Therefore, we are continuing to experience a decrease in enrollment.

The "No Poverty Data" group consists of members with no poverty data and members enrolled with an aid category of U- DDS State, R2 - OJA not Incarcerated, or R4 - OJA Incarcerated. These aid categories do not require poverty data or do not use the poverty data.

Have you seen our other Fast Facts?

OHCA generates and distributes all kinds of summary information about our members, providers, dollars and services. The majority of our fast facts are produced after the second Sunday of each month. Some of the additional fast facts we produce are: SoonerCare Children, Provider, Family Planning, Dental, Deliveries, and Insure Oklahoma. To view these and other fast facts, please visit:

www.okhca.org/research/data