

# SoonerCare Fast Facts

## June 2011



### TOTAL ENROLLMENT — OKLAHOMA SOONERCARE (MEDICAID)

Qualifying Group	Age Group	Enrollment	% of Total
Aged/Blind/Disabled	Child	19,542	2.71%
Aged/Blind/Disabled	Adult	129,420	17.98%
Children/Parents	Child	448,345	62.27%
Children/Parents	Adult	64,849	9.01%
Other	Child	159	0.02%
Other	Adult	20,146	2.80%
Oklahoma Cares (Breast & Cervical Cancer)		1,529	0.21%
SoonerPlan (Family Planning)		35,597	4.94%
TEFRA		397	0.06%

<b>Total Enrollment</b>	<b>719,984</b>	Adults	247,308	34%
		Children	472,676	66%

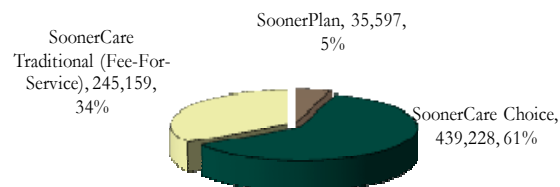
OTHER Group includes—DDSD State-PKU-Q1-Q2-Refugee-SLMB-Soon to be Sooners (STBS) and TB patients. The Total Enrollment figure makes up 429,433 cases. A case is used to group members of the same family living in the same household.

For more information go to [www.okhca.org](http://www.okhca.org) under Individuals then to Programs. Insure Oklahoma members are NOT included in the figures above.

Note that all subsequent figures are groups within the above total enrollment numbers (except Insure Oklahoma). SoonerPlan (Family Planning) members are not entitled to the full scope of benefits; only family planning services are covered.

The Insure Oklahoma is a program to assist qualifying small business owners, employees & their spouses (Employer Sponsored Insurance—ESI) with health insurance premiums and some individual Oklahomans (Individual Plan—IP) with limited health coverage. [www.insureoklahoma.org](http://www.insureoklahoma.org)

### Delivery System Breakdown of Total Enrollment



### Other Enrollment Facts

Unduplicated enrollees State Fiscal Year-to-Date (July through report month including Insure Oklahoma) — **968,318**

### Other Breakdowns of Total Enrollment

Oklahoma SoonerCare (Medicaid) members residing in a long-term care facility — **15,689**

Oklahoma persons enrolled in both Medicare and Medicaid (dual eligibles) — **105,532**

Small Businesses Enrolled in ESI	Employees w/ ESI	Individual Plan (IP) Members
<b>5,276</b>	<b>18,816</b>	<b>13,784</b>

### New Enrollees

Oklahoma SoonerCare members that have not been enrolled in the past 6 months.

Adults	9,066
Children	11,248
<b>Total</b>	<b>20,314</b>

### CHIP Breakdown of Total Enrollment

Members qualifying for SoonerCare (Medicaid) eligibility under the CHIP program are under age 19 and have income between the maximum for standard eligibility and the expanded 185% of Federal Poverty Level (FPL) income guidelines.

Age Breakdown	% of FPL	CHIP Enrollees
PRENATAL		
INFANT	150% to 185%	
01-05	100% to 185%	
06-12	100% to 185%	
13-18	100% to 185%	
<b>Total</b>		

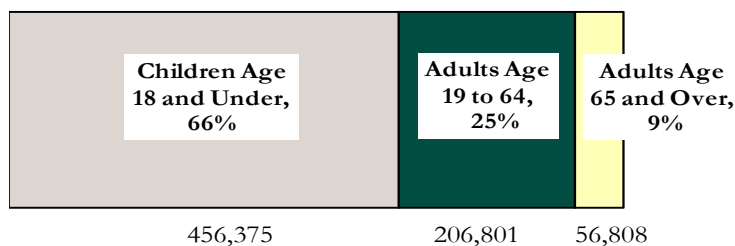
Data is currently unavailable.

### Race Breakdown of Total Enrollment

	Children	Adults	Percent	Pregnant Women
American Indian	59,533	23,583	12%	3,417
Asian or Pacific Islander	7,407	3,583	2%	647
Black or African American	63,257	33,791	13%	2,655
Caucasian	313,781	180,950	69%	19,607
Multiple Races	28,698	5,401	5%	1,346
Hispanic Ethnicity	84,277	14,836	14%	5,020

Race is self-reported by members at the time of enrollment. The multiple race members have selected two or more races. Hispanic is an ethnicity not a race. Hispanics can be of any race and are accounted for in a race category above.

### Age Breakdown of Total Enrollment



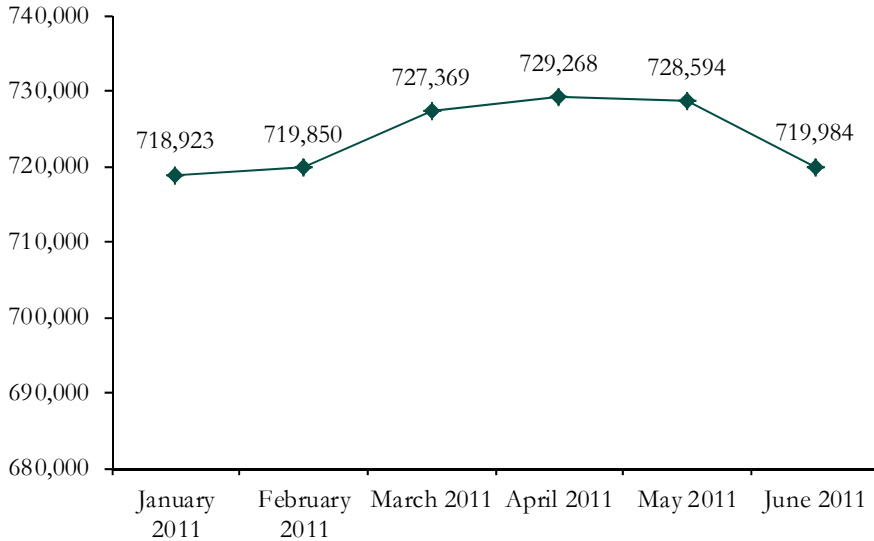
Data was compiled by Reporting & Statistics on 7/12/2011. Numbers frequently change due to certifications occurring after the data is extracted and other factors. This report is based on data within the system prior to 7/12/2011. A majority of the data is a "point in time" representation of the specific report month and is not cumulative. Unless stated otherwise, CHILD is defined as an individual under the age of 21.

# SoonerCare Fast Facts

## June 2011



### Total Enrollment Trend



Percent of Federal Poverty Level Totals

Data is currently unavailable.

Please note some Child/Parent member eligibility was extended during the September Online Enrollment transition period. Therefore, we are continuing to experience a decrease in enrollment.

The "No Poverty Data" group consists of members with no poverty data and members enrolled with an aid category of U- DDS State, R2 - OJA not Incarcerated, or R4 - OJA Incarcerated. These aid categories do not require poverty data or do not use the poverty data.

## Have you seen our other Fast Facts?

OHCA generates and distributes all kinds of summary information about our members, providers, dollars and services. The majority of our fast facts are produced after the second Sunday of each month. Some of the additional fast facts we produce are: SoonerCare Children, Provider, Family Planning, Dental, Deliveries, and Insure Oklahoma. To view these and other fast facts, please visit:

[www.okhca.org/research/data](http://www.okhca.org/research/data)