

SoonerCare Fast Facts

July 2012



TOTAL ENROLLMENT — OKLAHOMA SOONERCARE (MEDICAID)

Qualifying Group	Age Group	Enrollment	% of Total
Aged/Blind/Disabled	Child	19,177	2.50%
Aged/Blind/Disabled	Adult	131,728	17.16%
Children/Parents	Child	474,277	61.78%
Children/Parents	Adult	74,962	9.76%
Other	Child	67	0.01%
Other	Adult	20,976	2.73%
Oklahoma Cares (Breast & Cervical Cancer)		927	0.12%
SoonerPlan (Family Planning)		45,190	5.89%
TEFRA		429	0.06%

Total Enrollment	767,733	Adults	268,665	35%
		Children	499,068	65%

OTHER Group includes—DDSD State-PKU-Q1-Q2-Refugee--SLMB-Soon to be Sooners (STBS) and TB patients. The Total Enrollment figure makes up 446,908 cases. A case is used to group members of the same family living in the same household.

For more information go to www.okhca.org under Individuals then to Programs. Insure Oklahoma members are NOT included in the figures above.

Unless stated otherwise, CHILD is defined as an individual under the age of 21.

Note that all subsequent figures are groups within the above total enrollment numbers (except Insure Oklahoma). SoonerPlan members are not entitled to the full scope of benefits only family planning services are covered.

The Insure Oklahoma is a program to assist qualifying small business owners, employees & their spouses (Employer-Sponsored Insurance—ESI) with health insurance premiums and some individual Oklahomans (Individual Plan—IP) with limited health coverage. www.insureoklahoma.org

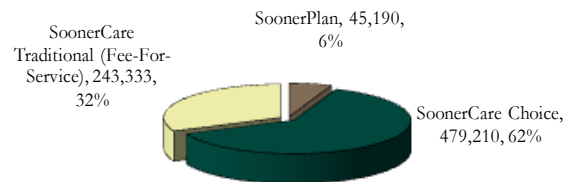
New Enrollees	
Oklahoma SoonerCare members that have not been enrolled in the past 6 months.	
Adults	8,988
Children	12,472
Total	21,460

CHIP Breakdown of Total Enrollment

Members qualifying for SoonerCare (Medicaid) eligibility under the CHIP program are under age 19 and have income between the maximum for standard eligibility and the expanded 185% of Federal Poverty Level (FPL) income guidelines.

Age Breakdown	% of FPL	CHIP Enrollees
INSURE OK DEPENDENTS (ESI & IP)		473
PRENATAL		2,707
INFANT	150% to 185%	1,595
01-05	133% to 185%	12,195
06-12	100% to 185%	31,990
13-18	100% to 185%	22,316
Total		71,276

Delivery System Breakdown of Total Enrollment



Other Enrollment Facts

Total Enrollment including Insure Oklahoma — **797,753**

Unduplicated enrollees State Fiscal Year-to-Date (July through report month including Insure Oklahoma) — **797,753**

Other Breakdowns of Total Enrollment

Oklahoma SoonerCare (Medicaid) members residing in a long-term care facility — **15,743**

Oklahoma persons enrolled in both Medicare and Medicaid (Dual Enrollees) — **107,911**

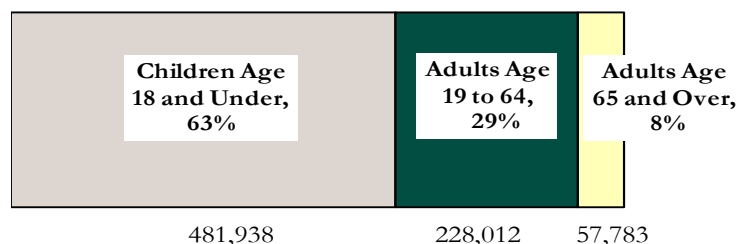
Small Businesses Enrolled in ESI	Employees w/ ESI	Individual Plan (IP) Members
4,867	16,723	13,297

Race Breakdown of Total Enrollment

	Children	Adults	Percent	Pregnant Women
American Indian	62,846	25,904	12%	3,077
Asian or Pacific Islander	8,333	4,133	2%	636
Black or African American	64,271	36,310	13%	2,530
Caucasian	321,786	193,741	67%	18,433
Multiple Race	41,832	8,577	7%	1,555
Hispanic Ethnicity	96,610	16,955	15%	4,963

Race is self-reported by members at the time of enrollment. The multiple race members have selected two or more races. Hispanic is an ethnicity not a race. Hispanics can be of any race and are accounted for in a race category above.

Age Breakdown of Total Enrollment

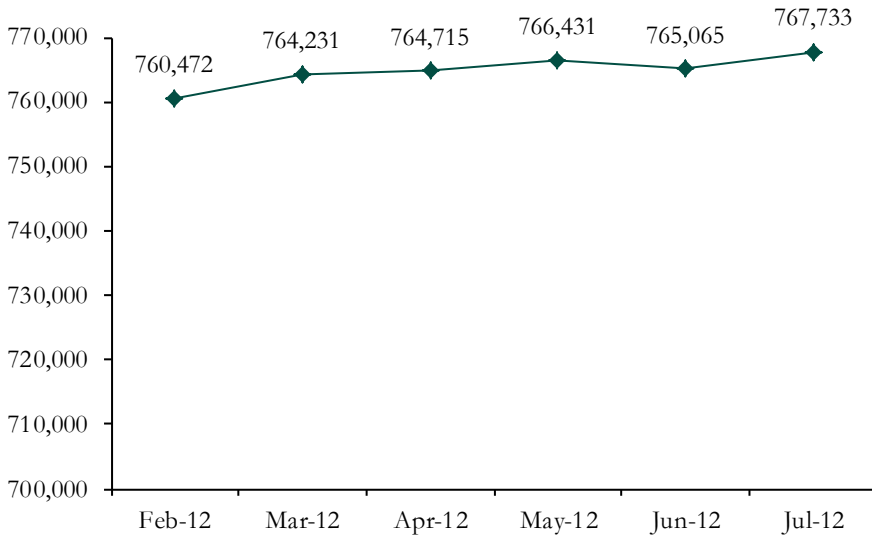


SoonerCare Fast Facts

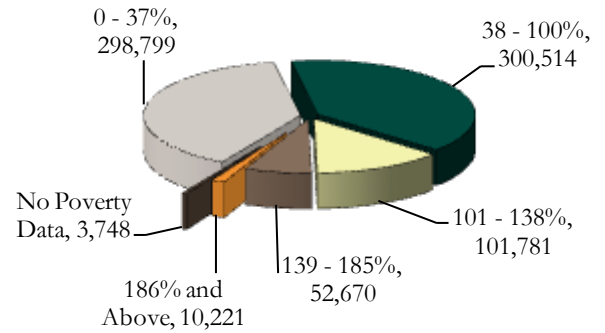
July 2012



Total Enrollment Trend



Percent of Federal Poverty Level Totals



The "No Poverty Data" group consists of members with no poverty data and members enrolled with an aid category of U- DDS State, R2 - OJA not Incarcerated, or R4 - OJA Incarcerated. These aid categories do not require poverty data or do not use the poverty data.

June 28, 2012

OHCA Contacts: [Jo Kilgore](#) - (405) 522-7474, [Carter Kimble](#) - (405) 522-7510

Supreme Court's Ruling On Medicaid

The Supreme Court ruled that states have a choice whether to cover additional people through their Medicaid programs. We expect the federal government will issue additional guidance as this ruling is reviewed. The Oklahoma Health Care Authority will look towards Oklahoma's leadership for direction as to future action.

Expanding Oklahoma's SoonerCare program under the federal guidance would make health care benefits available to an estimated 200,000 newly qualified adults, aged 19 to 64, with household incomes at or below 133 percent of the federal poverty level. For example, a single adult could make up to \$15,414 a year, or a family of three would qualify with a household income at or below \$26,344.

If the state chooses to expand SoonerCare in 2014, the first three years of benefits for the new population would be paid completely by the federal government. Beginning in 2017, the federal government's share would be 95 percent and would taper to 90 percent in 2020. The federal government currently pays for about 64 percent of the SoonerCare and Insure Oklahoma programs – in state fiscal year 2012 this equates to about \$3.25 billion of the total \$5.2 billion budget. In SFY12, SoonerCare and Insure Oklahoma has provided health care benefits to more than 990,000 Oklahomans.