

# SoonerCare Fast Facts

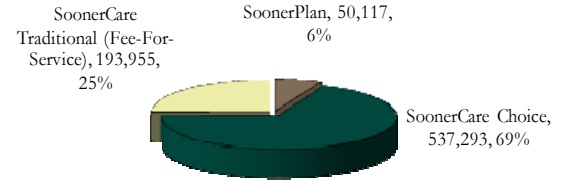
## May 2013



### TOTAL ENROLLMENT — OKLAHOMA SOONERCARE (MEDICAID)

Qualifying Group	Age Group	Enrollment	% of Total
Aged/Blind/Disabled	Child	19,557	2.50%
Aged/Blind/Disabled	Adult	132,975	17.02%
Children/Parents	Child	479,041	61.31%
Children/Parents	Adult	77,112	9.87%
Other	Child	53	0.01%
Other	Adult	21,290	2.72%
Oklahoma Cares (Breast & Cervical Cancer)		749	0.10%
SoonerPlan (Family Planning)		50,117	6.41%
TEFRA		471	0.06%
<b>Total Enrollment</b>		<b>781,365</b>	
	Adults	277,358	35%
	Children	504,007	65%

### Delivery System Breakdown of Total Enrollment



### Other Enrollment Facts

Total Enrollment including Insure Oklahoma — **811,398**

Unduplicated enrollees State Fiscal Year-to-Date (July through report month including Insure Oklahoma) — **1,023,973**

### Other Breakdowns of Total Enrollment

Oklahoma SoonerCare (Medicaid) members residing in a long-term care facility — **15,493**

Oklahoma persons enrolled in both Medicare and Medicaid (Dual Enrollees) — **109,167**

OTHER Group includes—DDSD State-PKU-Q1-Q2-Refugee--SLMB-Soon to be Sooners (STBS) and TB patients. The Total Enrollment figure makes up 451,927 cases. A case is used to group members of the same family living in the same household. For more information go to [www.okhca.org](http://www.okhca.org) under Individuals then to Programs. Insure Oklahoma members are NOT included in the figures above.

Unless stated otherwise, CHILD is defined as an individual under the age of 21.

Note that all subsequent figures are groups within the above total enrollment numbers (except Insure Oklahoma). SoonerPlan members are not entitled to the full scope of benefits only family planning services are covered.

The Insure Oklahoma is a program to assist qualifying small business owners, employees & their spouses (Employer-Sponsored Insurance—ESI) with health insurance premiums and some individual Oklahomans (Individual Plan—IP) with limited health coverage. [www.insureoklahoma.org](http://www.insureoklahoma.org)

Small Businesses Enrolled in ESI	Employees w/ ESI	Individual Plan (IP) Members
<b>4,718</b>	<b>16,643</b>	<b>13,390</b>

### New Enrollees

Oklahoma SoonerCare members that have not been enrolled in the past 6 months.

Adults	8,283
Children	10,220
<b>Total</b>	<b>18,503</b>

### Race Breakdown of Total Enrollment

	Children	Adults	Percent	Pregnant Women
American Indian	61,326	24,614	11%	3,003
Asian or Pacific Islander	8,518	4,370	2%	620
Black or African American	63,931	37,483	13%	2,586
Caucasian	323,856	200,630	67%	18,924
Multiple Race	46,376	10,261	7%	1,676
Hispanic Ethnicity	102,676	18,640	16%	5,166

Race is self-reported by members at the time of enrollment. The multiple race members have selected two or more races. Hispanic is an ethnicity not a race. Hispanics can be of any race and are accounted for in a race category above.

### CHIP Breakdown of Total Enrollment

Members qualifying for SoonerCare (Medicaid) eligibility under the CHIP program are under age 19 and have income between the maximum for standard eligibility and the expanded 185% of Federal Poverty Level (FPL) income guidelines.

#### INSURE OK DEPENDENTS (ESI & IP)

#### PRENATAL

INFANT 150% to 185%

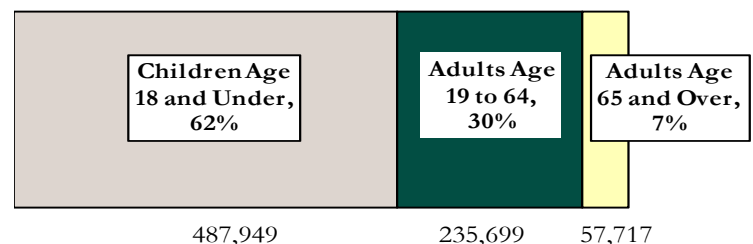
01-05 Data is currently unavailable.

06-12 100% to 185%

13-18 100% to 185%

**Total**

### Age Breakdown of Total Enrollment



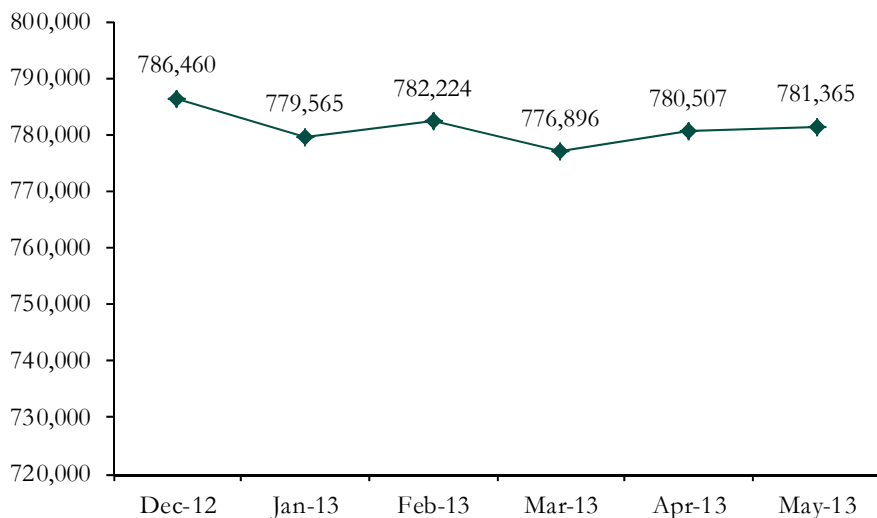
Data was compiled by Reporting & Statistics as of the report date. Numbers frequently change due to certifications occurring after the data is extracted and other factors. This report is based on data within the system prior to the report date. A majority of the data is a "point in time" representation of the specific report month and is not cumulative. Unless stated otherwise, CHILD is defined as an individual under the age of 21. The data is valid as of the report date and is subject to change.

# SoonerCare Fast Facts

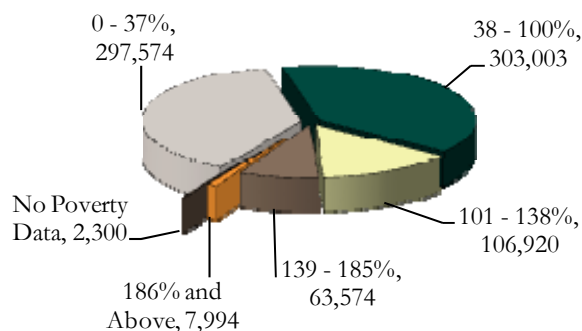
## May 2013



### Total Enrollment Trend



### Percent of Federal Poverty Level Totals



The "No Poverty Data" group consists of members with no poverty data and members enrolled with an aid category of U- DDS State, R2 - OJA not Incarcerated, or R4 - OJA Incarcerated. These aid categories do not require poverty data or do not use the poverty data.

May 22, 2013

OHCA Contacts: [Jo Kilgore](#) - (405) 522-7474, [Carter Kimble](#) - (405) 522-7510

### SoonerCare Helpline Available For Members Affected By Recent Storms

The Oklahoma Health Care Authority is encouraging SoonerCare (Oklahoma Medicaid) members to call the SoonerCare Helpline if they need assistance with their medical benefits following the recent tornadoes.

Assistance is available to replace lost or destroyed medication, durable medical equipment, medical ID cards, etc. The Helpline can also assist members with transportation needs to medical appointments. SoonerCare members whose providers lost their office site to the storms may also contact the Helpline for assistance in finding another provider.

The SoonerCare Helpline is available Monday through Friday, from 8 a.m. to 5 p.m. at 1-800-987-7767.