

SoonerCare Fast Facts

June 2013



TOTAL ENROLLMENT — OKLAHOMA SOONERCARE (MEDICAID)

Qualifying Group	Age Group	Enrollment	% of Total
Aged/Blind/Disabled	Child	19,534	2.49%
Aged/Blind/Disabled	Adult	133,171	16.97%
Children/Parents	Child	481,444	61.37%
Children/Parents	Adult	77,213	9.84%
Other	Child	55	0.01%
Other	Adult	21,350	2.72%
Oklahoma Cares (Breast & Cervical Cancer)		729	0.09%
SoonerPlan (Family Planning)		50,556	6.44%
TEFRA		468	0.06%

Total Enrollment	784,520	Adults	278,111	35%
		Children	506,409	65%

OTHER Group includes—DDSD State-PKU-Q1-Q2-Refugee--SLMB-Soon to be Sooners (STBS) and TB patients. The Total Enrollment figure makes up 453,638 cases. A case is used to group members of the same family living in the same household.

For more information go to www.okhca.org under Individuals then to Programs. Insure Oklahoma members are NOT included in the figures above.

Unless stated otherwise, CHILD is defined as an individual under the age of 21.

Note that all subsequent figures are groups within the above total enrollment numbers (except Insure Oklahoma). SoonerPlan members are not entitled to the full scope of benefits only family planning services are covered.

The Insure Oklahoma is a program to assist qualifying small business owners, employees & their spouses (Employer-Sponsored Insurance—ESI) with health insurance premiums and some individual Oklahomans (Individual Plan—IP) with limited health coverage. www.insureoklahoma.org

New Enrollees	
Oklahoma SoonerCare members that have not been enrolled in the past 6 months.	
Adults	7,728
Children	10,020
Total	17,748

CHIP Breakdown of Total Enrollment

Members qualifying for SoonerCare (Medicaid) eligibility under the CHIP program are under age 19 and have income between the maximum for standard eligibility and the expanded 185% of Federal Poverty Level (FPL) income guidelines.

INSURE OK DEPENDENTS (ESI & IP)

PRENATAL

INFANT 150% to 185%

01-05 150% to 185%

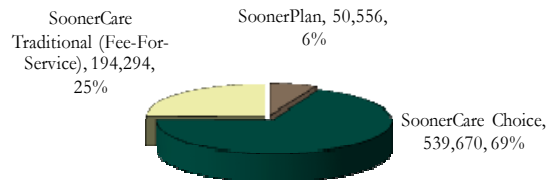
06-12 100% to 185%

13-18 100% to 185%

Total

Data is currently unavailable.

Delivery System Breakdown of Total Enrollment



Other Enrollment Facts

Total Enrollment including Insure Oklahoma— **814,380**

Unduplicated enrollees State Fiscal Year-to-Date (July through report month including Insure Oklahoma) — **1,040,332**

Other Breakdowns of Total Enrollment

Oklahoma SoonerCare (Medicaid) members residing in a long-term care facility — **15,480**

Oklahoma persons enrolled in both Medicare and Medicaid (Dual Enrollees) — **108,648**

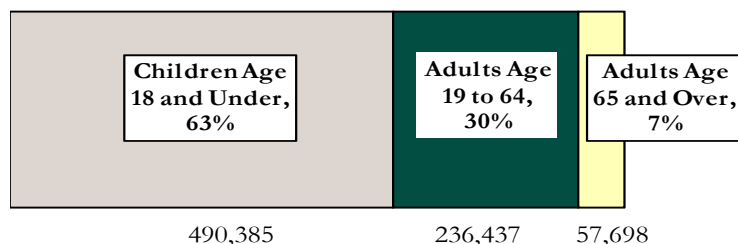
Small Businesses Enrolled in ESI	Employees w/ ESI	Individual Plan (IP) Members
4,697	16,502	13,358

Race Breakdown of Total Enrollment

	Children	Adults	Percent	Pregnant Women
American Indian	61,574	24,578	11%	2,940
Asian or Pacific Islander	8,629	4,422	2%	612
Black or African American	64,242	37,630	13%	2,509
Caucasian	325,039	201,057	67%	18,360
Multiple Race	46,925	10,424	7%	1,655
Hispanic Ethnicity	103,368	18,757	16%	5,118

Race is self-reported by members at the time of enrollment. The multiple race members have selected two or more races. Hispanic is an ethnicity not a race. Hispanics can be of any race and are accounted for in a race category above.

Age Breakdown of Total Enrollment



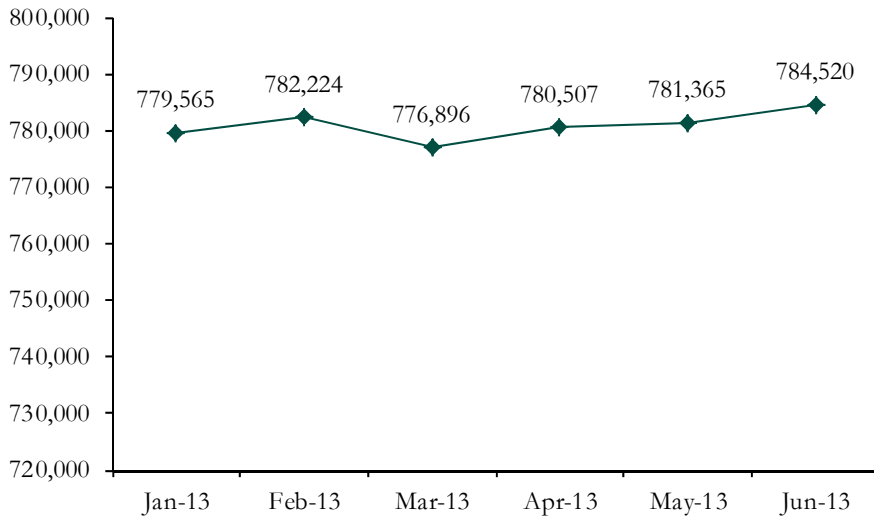
Data was compiled by Reporting & Statistics as of the report date. Numbers frequently change due to certifications occurring after the data is extracted and other factors. This report is based on data within the system prior to the report date. A majority of the data is a "point in time" representation of the specific report month and is not cumulative. Unless stated otherwise, CHILD is defined as an individual under the age of 21. The data is valid as of the report date and is subject to change.

SoonerCare Fast Facts

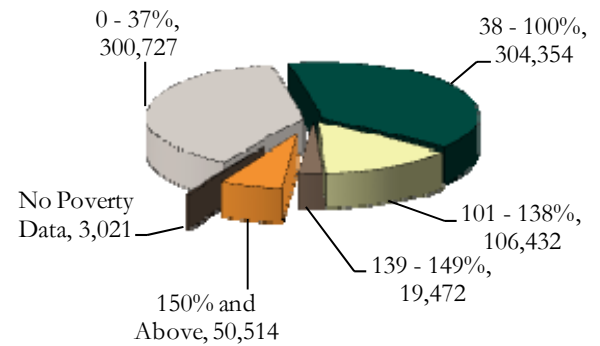
June 2013



Total Enrollment Trend



Percent of Federal Poverty Level Totals



The "No Poverty Data" group consists of members with no poverty data and members enrolled with an aid category of U- DDS State, R2 - OJA not Incarcerated, or R4 - OJA Incarcerated. These aid categories do not require poverty data or do not use the poverty data.

June 27, 2013

OHCA Contacts: [Jo Kilgore](#) - (405) 522-7474, [Carter Kimble](#) - (405) 522-7510

OHCA CEO Nico Gomez Comments On Leavitt Partners Report

"First, I would to thank Leavitt Partners for their work. Their ability to turn around such an enormous undertaking in a short timeframe is a testament to their expertise.

Where do we go from here? Well, the Oklahoma Health Care Authority will be reviewing the SoonerCare evaluation piece to look for ways to improve our program. We will also be taking the full report to state leadership.

I believe it is important that we allow our state's leaders time to process all the information, analysis and recommendations that have been offered. SoonerCare and Insure Oklahoma are critically important to the health and economy of the state, and the significance of the decisions that will be made should be given their due diligence.

I, as well as the staff of the Oklahoma Health Care Authority, look forward to working with state leadership in our effort to provide the citizens of Oklahoma access to quality, affordable health coverage."

To review the complete Leavitt report, please visit www.okhca.org/Leavitt.