

SoonerCare Fast Facts

December 2013



TOTAL ENROLLMENT — OKLAHOMA SOONERCARE (MEDICAID)

Qualifying Group	Age Group	Enrollment	% of Total
Aged/Blind/Disabled	Child	19,100	2.38%
Aged/Blind/Disabled	Adult	133,718	16.65%
Children/Parents	Child	491,134	61.14%
Children/Parents	Adult	84,225	10.49%
Other	Child	70	0.01%
Other	Adult	21,290	2.65%
Oklahoma Cares (Breast & Cervical Cancer)		600	0.07%
SoonerPlan (Family Planning)		52,617	6.55%
TEFRA		492	0.06%

Total Enrollment	803,246	Adults	287,876	36%
		Children	515,370	64%

OTHER Group includes—DDSD State-PKU-Q1-Q2-Refugee--SLMB-Soon to be Sooners (STBS) and TB patients. The Total Enrollment figure makes up 458,946 cases. A case is used to group members of the same family living in the same household.

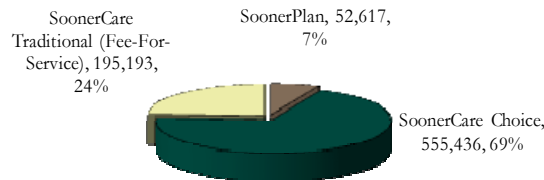
For more information go to www.okhca.org under Individuals then to Programs. Insure Oklahoma members are NOT included in the figures above.

Unless stated otherwise, CHILD is defined as an individual under the age of 21.

Note that all subsequent figures are groups within the above total enrollment numbers (except Insure Oklahoma). SoonerPlan members are not entitled to the full scope of benefits only family planning services are covered.

The Insure Oklahoma is a program to assist qualifying small business owners, employees & their spouses (Employer-Sponsored Insurance—ESI) with health insurance premiums and some individual Oklahomans (Individual Plan—IP) with limited health coverage. www.insureoklahoma.org

Delivery System Breakdown of Total Enrollment



Other Enrollment Facts

Total Enrollment including Insure Oklahoma— **828,980**

Unduplicated enrollees State Fiscal Year-to-Date (July through report month including Insure Oklahoma) — **933,992**

Other Breakdowns of Total Enrollment

Oklahoma SoonerCare (Medicaid) members residing in a long-term care facility — **15,416**

Oklahoma persons enrolled in both Medicare and Medicaid (Dual Enrollees) — **109,589**

Small Businesses Enrolled in ESI	Employees w/ ESI	Individual Plan (IP) Members
4,483	14,379	11,355

New Enrollees

Oklahoma SoonerCare members that have not been enrolled in the past 6 months.

Adults	7,139
Children	8,910
Total	16,049

CHIP Breakdown of Total Enrollment

Members qualifying for SoonerCare (Medicaid) eligibility under the CHIP program are under age 19 and have income between the maximum for standard eligibility and the expanded 185% of Federal Poverty Level (FPL) income guidelines.

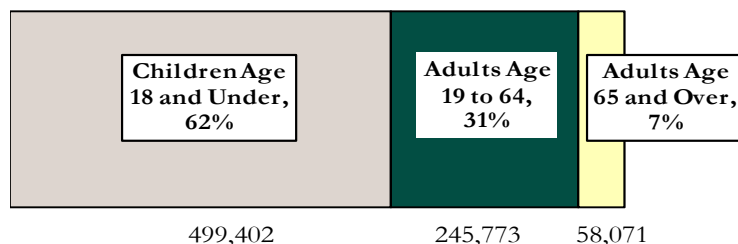
Age Breakdown	% of FPL	CHIP Enrollees
INSURE OK DEPENDENTS (ESI & IP)		395
PRENATAL		2,559
INFANT	150% to 185%	1,684
01-05	133% to 185%	11,471
06-12	100% to 185%	33,713
13-18	100% to 185%	24,045
Total		73,867

Race Breakdown of Total Enrollment

	Children	Adults	Percent	Pregnant Women
American Indian	61,602	24,846	11%	2,915
Asian or Pacific Islander	8,935	4,663	2%	644
Black or African	64,343	38,891	13%	2,470
Caucasian	328,858	207,053	67%	17,472
Multiple Race	49,623	11,698	8%	1,659
Declined to Answer	2,009	725	0.34%	231
Hispanic Ethnicity	106,971	19,919	16%	4,862

Race is self-reported by members at the time of enrollment. The multiple race members have selected two or more races. Hispanic is an ethnicity not a race. Hispanics can be of any race and are accounted for in a race category above.

Age Breakdown of Total Enrollment



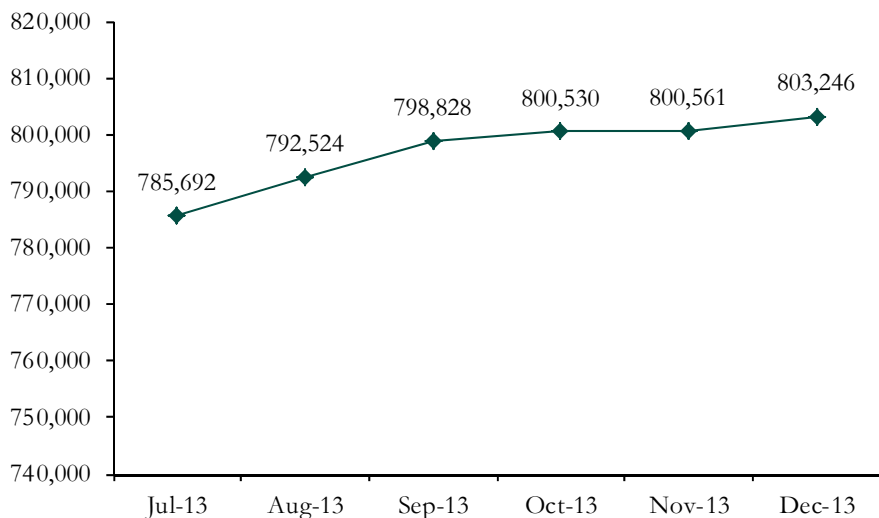
Data was compiled as of the report date. Numbers frequently change due to certifications occurring after the data is extracted and other factors. This report is based on data within the system prior to the report date. A majority of the data is a "point in time" representation of the specific report month and is not cumulative. Unless stated otherwise, CHILD is defined as an individual under the age of 21. The data is valid as of the report date and is subject to change.

SoonerCare Fast Facts

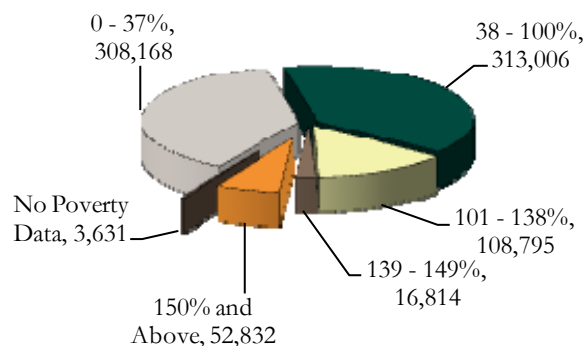
December 2013



Total Enrollment Trend



Percent of Federal Poverty Level Totals



The "No Poverty Data" group consists of members with no poverty data and members enrolled with an aid category of U- DDS State, R2 - OJA not Incarcerated, or R4 - OJA Incarcerated. These aid categories do not require poverty data or do not use the poverty data.

January 9, 2014

OHCA Contacts: [Jo Kilgore](#) - (405) 522-7474, [Jennie Melendez](#) - (405) 522-7404

Oklahoma Continues To Be A Leader In Low Medicaid Error Rates

OKLAHOMA CITY – SoonerCare, Oklahoma Medicaid, has the lowest payment error rate among 17 states in a recent federal comprehensive review. The Centers for Medicare & Medicaid Services (CMS) measures improper Medicaid payments through the Payment Error Rate Measurement (PERM) program. Oklahoma's error rate for federal fiscal year (FY) 2012 was 0.28 percent; the national average error rate was 5.8 percent.

"This is a true measure of our agency's continued fight against waste, fraud and abuse," OHCA CEO Nico Gomez said.

"I am very proud of our staff that is committed to be responsible stewards of the taxpayers' dollars while ensuring quality health care is available to our SoonerCare members. I also need to thank our health care providers for their continued compliance and service to the program."

CMS uses a 17-state rotation to determine PERM rates, evaluating each state every three years. Oklahoma is in Cycle 1, along with Arkansas, Connecticut, Delaware, Idaho, Illinois, Kansas, Michigan, Minnesota, Missouri, New Mexico, North Dakota, Ohio, Pennsylvania, Virginia, Wisconsin and Wyoming. In FY 2012 Oklahoma had the lowest PERM rate of the cycle; the highest PERM rate reported in this cycle was 17.8 percent.

About PERM

The PERM initiative is a comprehensive review of Medicaid services including a review of member eligibility, medical necessity of the services rendered, and appropriate processing of the claims paid. To learn more, visit <http://www.cms.hhs.gov/PERM>.