

SoonerCare Fast Facts November 2014

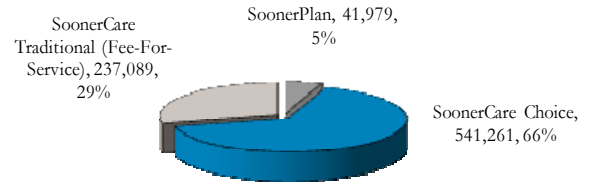


TOTAL ENROLLMENT — OKLAHOMA SOONERCARE (MEDICAID)

Qualifying Group	Age Group	Enrollment	% of Total
Aged/Blind/Disabled	Child	18,539	2.26%
Aged/Blind/Disabled	Adult	135,469	16.51%
Children/Parents	Child	515,987	62.90%
Children/Parents	Adult	84,484	10.30%
Other	Child	145	0.02%
Other	Adult	22,662	2.76%
Oklahoma Cares (Breast & Cervical Cancer)		513	0.06%
SoonerPlan (Family Planning)		41,979	5.12%
TEFRA		551	0.07%

Total Enrollment	820,329	Adults	281,394	34%
		Children	538,935	66%

Delivery System Breakdown of Total Enrollment



Other Enrollment Facts

Total Enrollment (Including Insure Oklahoma) - 837,655

Unduplicated Enrollment SFY (July through report month including Insure Oklahoma) - 908,783

Other Breakdowns of Total Enrollment

Oklahoma SoonerCare (Medicaid) members residing in a long-term care facility - 15,178

Oklahoma persons enrolled in both Medicare and Medicaid (Dual Enrollees) - 110,976

SoonerCare (Medicaid) members enrolled in Home & Community-Based Services (HCBS) Waivers - 22,873

SoonerCare (Medicaid) members enrolled in Program of All-Inclusive Care for the Elderly (PACE) - 133

*Effective Jan 1, 2014, SoonerPlan and full scope pregnancy benefits Federal Poverty Level income limit decreased to 133% from 185%.

OTHER Group includes—DDSD State-PKU-Q1-Q2-Refugee—SLMB—Soon to be Sooners (STBS) and TB patients. The Total Enrollment figure makes up 470,841 cases. A case is used to group members of the same family living in the same household.

For more information go to www.okhca.org under Individuals then to Programs. Insure Oklahoma members are NOT included in the figures above.

Unless stated otherwise, CHILD is defined as an individual under the age of 21.

Note that all subsequent figures are groups within the above total enrollment numbers (except Insure Oklahoma). SoonerPlan members are not entitled to the full scope of benefits only family planning services are covered.

The Insure Oklahoma is a program to assist qualifying small business owners, employees & their spouses (Employer-Sponsored Insurance—ESI) with health insurance premiums and some individual Oklahomans (Individual Plan—IP) with limited health coverage. www.insureoklahoma.org

Small Businesses Enrolled in ESI	Employees w/ ESI	Individual Plan (IP) Members
4,089	12,764	4,562

New Enrollees	
Oklahoma SoonerCare members that have not been enrolled in the past 6 months.	
Adults	5,659
Children	8,181
Total	13,840

CHIP Breakdown of Total Enrollment

Members qualifying for SoonerCare (Medicaid) eligibility under the CHIP program are under age 19 and have income between the maximum for standard eligibility and the expanded 185% of Federal Poverty Level (FPL) income guidelines.

Age Breakdown	% of FPL	CHIP Enrollees
INSURE OK DEPENDENTS (ESI)		
PRENATAL		
INFANT	150% to 185%	
01-05	133% to 185%	
06-12	100% to 185%	
13-18	100% to 185%	
Total		

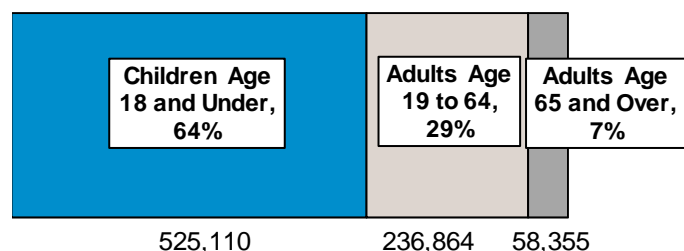
Data is currently unavailable.

Race Breakdown of Total Enrollment

	Children	Adults	Percent	Pregnant Women
American Indian	63,316	23,061	11%	2,676
Asian or Pacific Islander	9,522	4,589	2%	586
Black or African American	63,643	37,949	12%	2,297
Caucasian	329,061	198,078	64%	15,872
Multiple Race	53,302	11,875	8%	1,658
Declined to Answer	20,091	5,842	3.16%	1,024
Hispanic Ethnicity	114,243	19,322	16%	4,839

Race is self-reported by members at the time of enrollment. The multiple race members have selected two or more races. Hispanic is an ethnicity not a race. Hispanics can be of any race and are accounted for in a race category above.

Age Breakdown of Total Enrollment

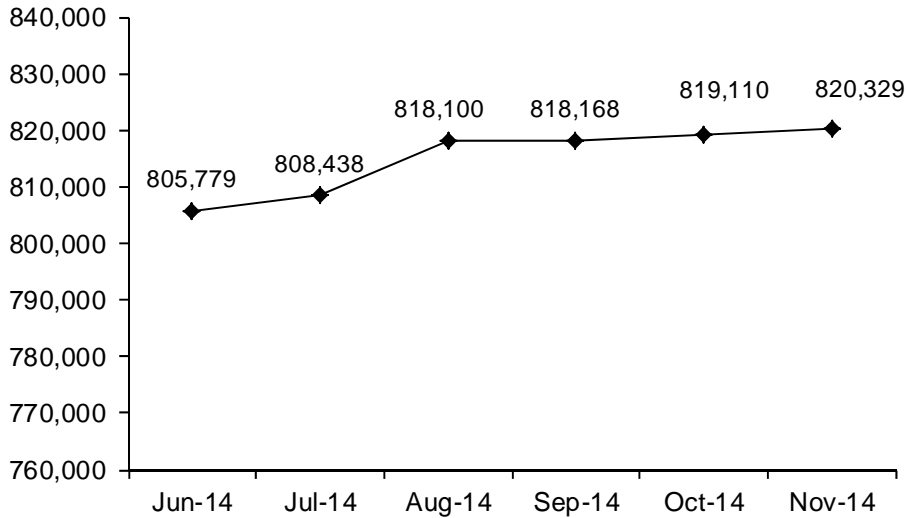


SoonerCare Fast Facts

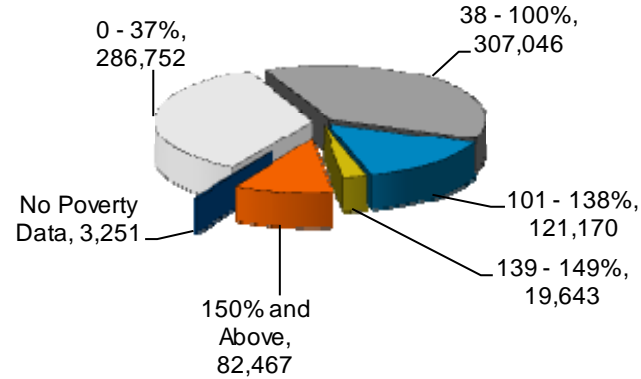
November 2014



Total Enrollment Trend



Percent of Federal Poverty Level Totals



The "No Poverty Data" group consists of members with no poverty data and members enrolled with an aid category of U- DDSD State, R2 - OJA not incarcerated, or R4 - OJA incarcerated. These aid categories do not require poverty data or do not use the poverty data.

November 13, 2014

OHCA Contacts: [Jo Kilgore](#) - (405) 522-7474, [Cate Jeffries](#) - (405) 522-5616

Insure Oklahoma a health insurance option for some business owners

Business owners searching for affordable employee health insurance options this open enrollment season may qualify for Insure Oklahoma, an innovative state program that helps bridge the gap in health care coverage for low-income working adults. The program is available to businesses with 99 or fewer employees.

Through Insure Oklahoma, 60 percent of health premium costs are covered by state and federal funding. Employers contribute 25 percent; qualified employees contribute 15 percent but no more than three percent of gross household income.

Participating in Insure Oklahoma is not only good for your employees' health, it's a good business decision," said Oklahoma Health Care Authority CEO Nico Gomez, who cited the [Oklahoma Business Health and Wellness Survey](#), which was released Nov. 7.

"Business owners who have partnered with Insure Oklahoma report financial benefits, increased employee morale and reduced absenteeism," Gomez said. "They also say Insure Oklahoma has helped in attracting and retaining employees."

Insure Oklahoma assisted more than 17,000 Oklahomans with health coverage in October.

Qualifying for the Insure Oklahoma Employer-Sponsored Insurance (ESI) Plan

- **Businesses** must have 99 or fewer employees; be located in Oklahoma; offer an Insure Oklahoma-qualified health plan; and, contribute at least 25 percent of premiums for qualified employees.
- **Employees** must be between the ages of 19 and 64; be an Oklahoma resident and meet citizenship guidelines; have a gross household income at or below 200 percent of the federal poverty level (FPL); and, contribute up to 15 percent of their monthly health premium costs (not to exceed three percent of gross annual household income). Part-time employees who work 23 hours or fewer per week also may qualify.

In addition to the employer-sponsored plan for businesses, an individual plan is available to low-income Oklahomans who do not qualify for employer-sponsored insurance, Medicare or Medicaid. Income guidelines and other qualifications differ from the employer-sponsored plans and can be found at www.insureoklahoma.org.

There is no enrollment period or application deadline. Business owners or individuals may apply for health insurance through Insure Oklahoma at any time.

Business owners who are interested in ESI should contact their local health insurance agent. For more information about Insure Oklahoma, if you do not have a health insurance agent or would like more information about the individual plan, call 888-365-3742 or visit www.insureoklahoma.org.