

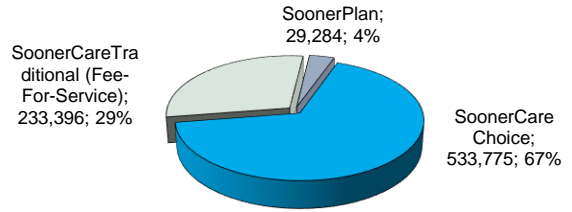
# SoonerCare Fast Facts

## September 2018

### TOTAL ENROLLMENT – OKLAHOMA SOONERCARE (MEDICAID)

Qualifying Group	Age Group	Enrollment	% of Total
Aged/Blind/Disabled	Child	17,826	2.24%
Aged/Blind/Disabled	Adult	139,814	17.55%
Children/Parents	Child	509,513	63.97%
Children/Parents	Adult	73,897	9.28%
Other	Child	340	0.04%
Other	Adult	24,681	3.10%
Oklahoma Cares (Breast and Cervical Cancer)		417	0.05%
SoonerPlan (Family Planning)		29,284	3.68%
TEFRA		683	0.09%

### Delivery System Breakdown of Total Enrollment



### Other Enrollment Facts

Total Enrollment (Including Insure Oklahoma) - 815,427

Unduplicated Enrollment SFY (July through report month including Insure Oklahoma) - 862,259

### Other Breakdowns of Total Enrollment

Oklahoma SoonerCare (Medicaid) members residing in a long-term care facility - 15,139

Oklahoma persons enrolled in both Medicare and Medicaid (Dual Enrollees) - 115,395

SoonerCare (Medicaid) members enrolled in Home & Community-Based Services (HCBS) Waivers - 22,388

SoonerCare (Medicaid) members enrolled in Program of All-Inclusive Care for the Elderly (PACE) - 477

Small Businesses Enrolled in ESI	Employees w/ ESI	Individual Plan (IP) Members
4,543	13,711	5,285

Total Enrollment	796,455	Adults	265,656	33%
		Children	530,799	67%

OTHER Group includes—DDSD State-PKU-Q1-Q2-Refugee--SLMB--Soon to be Sooners (STBS) and TB patients. The Total Enrollment figure makes up 452,170 cases. A case is used to group members of the same family living in the same household.

For more information go to [www.okhca.org](http://www.okhca.org) under Individuals then to Programs. Insure Oklahoma members are NOT included in the figures above.

Unless stated otherwise, CHILD is defined as an individual under the age of 21.

Note that all subsequent figures are groups within the above total enrollment numbers (except Insure Oklahoma). SoonerPlan members are not entitled to the full scope of benefits, only family planning services are covered.

The Insure Oklahoma is a program to assist qualifying small business owners, employees & their spouses (Employer-Sponsored Insurance- ESI) with health insurance premiums and some individual Oklahomans (Individual Plan-IP) with limited health coverage. [www.insureoklahoma.org](http://www.insureoklahoma.org)

### New Enrollees

Oklahoma SoonerCare members that have not been enrolled in the past 6 months.

Adult	6,497
Child	8,889
<b>Total</b>	<b>15,386</b>

### CHIP Breakdown of Total Enrollment

Members qualifying for SoonerCare (Medicaid) eligibility under the CHIP program are under age 19 and have income between the maximum for standard eligibility and the expanded Federal Poverty Level (FPL) income

Age Breakdown	% of FPL	CHIP Enrollees
INSURE OK DEPENDENTS (ESI)		187
PRENATAL		3,607
INFANT	170% to 210%	1,934
1 to 5	152% to 210%	18,040
6 to 13	116% to 210%	53,351
14-18	66% to 210%	48,017
<b>Total</b>		<b>125,136</b>

### Race Breakdown of Total Enrollment

	Children	Adults	Percent	Pregnant Women
American Indian	60,546	20,708	10%	2,781
Asian or Pacific Islander	10,334	4,690	2%	562
Black or African American	57,006	35,992	12%	2,437
Caucasian	305,627	182,359	61%	14,092
Two or More Races	58,008	13,324	9%	1,655
Declined To Answer	39,278	8,583	6%	1,629
Hispanic or Latino	121,637	19,902	18%	4,859

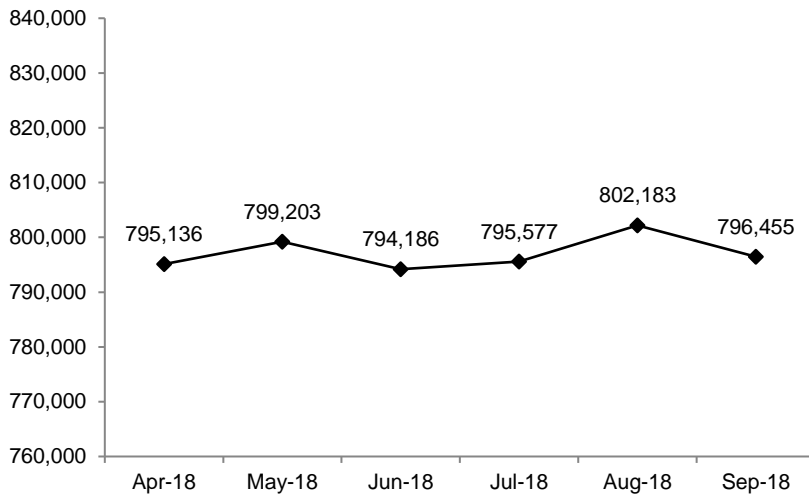
Race is self-reported by members at the time of enrollment. The two or more race members have selected two or more races. Hispanic or Latino is an ethnicity, not a race. Hispanics or Latinos can be any race and are accounted for in the race category above. Pregnant women includes CHIP Prenatal.

### Age Breakdown of Total Enrollment

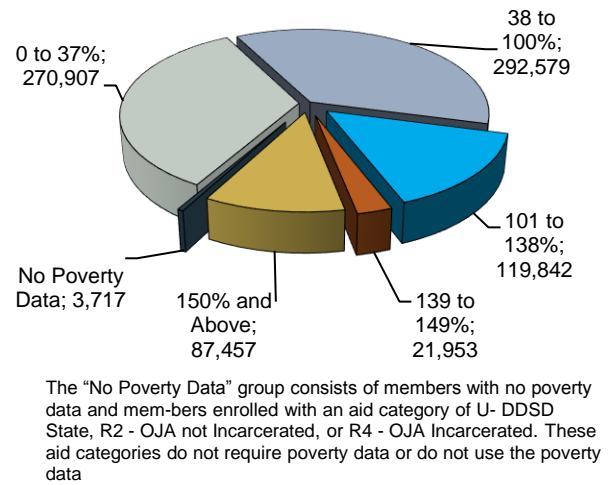


Data was compiled by the Office of Data Governance and Analytics as of the report date and is subject to change. Numbers frequently change due to certifications occurring after the data is extracted and other factors. This report is based on data within the system prior to the report date. A majority of the data is a "point in time" representation of the specific report month and is not cumulative. Unless stated otherwise, CHILD is defined as an individual under the age of 21.

**Total Enrollment Trend**



**Percent of Federal Poverty Levels Totals**



October 1, 2018

OHCA Contact: Jo Stainsby - (405) 522-7474; Katelynn Burns - (405) 522-7266

## Insure Oklahoma Program Renewal Approved until 2023

Oklahoma City - The Oklahoma Health Care Authority (OHCA) recently received notification that Insure Oklahoma, the state's premium assistance program for businesses and employees, has been reauthorized by the federal Centers for Medicare & Medicaid Services (CMS) for another five years.

Historically, the Insure Oklahoma program has been reauthorized on a yearly basis. However, this year CMS approved the waiver to secure the program for five years, effective Aug. 31, 2018, through Dec. 31, 2023.

"We are very pleased with the decision to renew Insure Oklahoma for five more years. This successful program provides Oklahomans with an affordable option for health care coverage," said OHCA CEO Becky Pasternik-Ikard.

Nearly 4,600 businesses and more than 19,600 lower-income Oklahomans are enrolled in either Insure Oklahoma's Employer-Sponsored Insurance (ESI) plan or Individual Plan. Under the ESI plan, private health premium costs are shared by Insure Oklahoma (60 percent), the employer (25 percent) and the employee (15 percent). The Individual Plan allows those who don't have access to health insurance through their employer -- including the self-employed, temporarily unemployed and college students -- to buy health benefits directly through the state.

Insure Oklahoma is funded by the state's tobacco tax matched with federal Medicaid funds. For more information about Insure Oklahoma, call 888-365-3742 or visit [www.insureoklahoma.org](http://www.insureoklahoma.org).

Data was compiled by the Office of Data Governance and Analytics as of the report date and is subject to change. Numbers frequently change due to certifications occurring after the data is extracted and other factors. This report is based on data within the system prior to the report date. A majority of the data is a "point in time" representation of the specific report month and is not cumulative. Unless stated otherwise, CHILD is defined as an individual under the age of 21.