

SoonerPlan Fast Facts

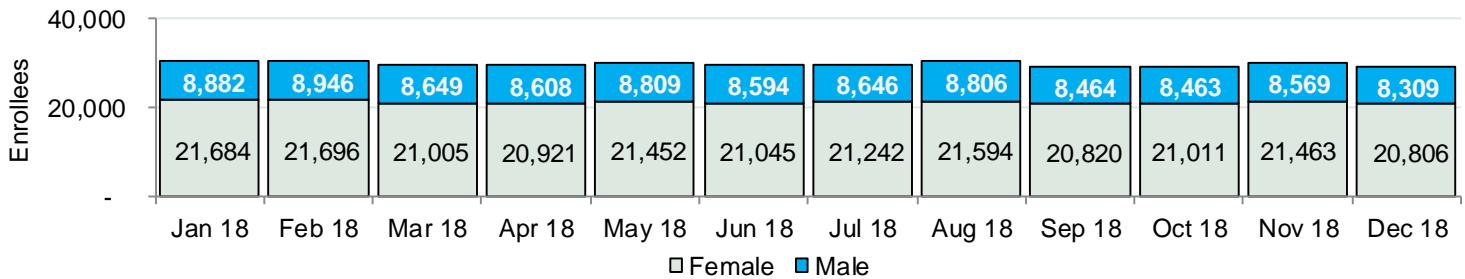
December 2018

SoonerPlan is Oklahoma's family planning program for uninsured women and men who are not enrolled in regular SoonerCare services. SoonerPlan member benefits are limited to family planning services from any Medicaid provider who offers family planning. For more information go to our website at www.okhca.org.

SoonerPlan Enrollment	
Gender	Total Currently Enrolled
Male	8,309
Female	20,806
Total	29,115

Breakdown of Current Enrollment		
Gender	Continued Enrollment from Previous Month	New Enrollment this Month
Male	7,638	671
Female	19,077	1,729
Total	26,715	2,400

Gender Breakdown of Total SoonerPlan Enrollment

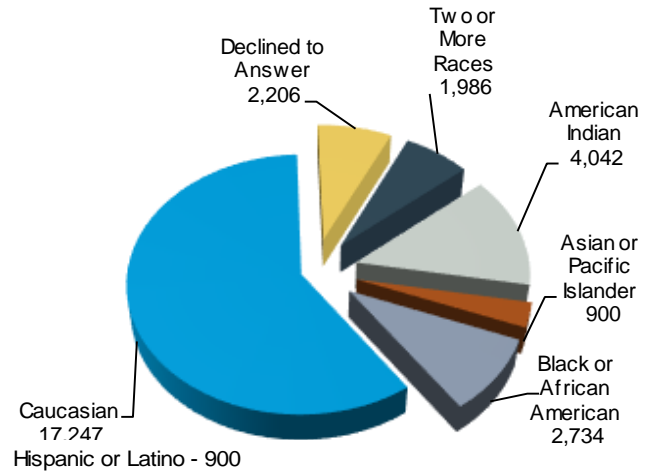


Claims for December 2018*	
Members with Paid Claims	1,512
Count of Paid Claims	2,333
Payments to Providers on Behalf of Members	\$232,760

* Counts and Payments include case management/care coordination fees; members may not have received an actual service. Figures are for claims **paid** within the report month, not date of service.


Unduplicated Count of Members SFY Since Inception	
Unduplicated Count of Members SFY 2019 (July 2018 to Current)	42,511
Unduplicated Count of Members Since Program Inception April 2005	308,350

Race Breakdown of SoonerPlan Enrollment



Race is self-reported by members at the time of enrollment. The Two or More Race members have selected two or more races. Hispanic or Latino is an ethnicity not a race. Hispanics or Latinos can be of any race and are accounted for in a race category above.

Age Breakdown of Total SoonerPlan Enrollment



This publication is authorized by the Oklahoma Health Care Authority in accordance with state and federal regulations. OHCA is in compliance with Title VI and Title VII of the 1964 Civil Rights Act and the Rehabilitation Act of 1973. For additional copies, you can go online to OHCA's website www.okhca.org/research/data. The Oklahoma Health Care Authority does not discriminate on the basis of race, color, national origin, gender, religion, age or disability in employment or the provision of services. Data was compiled by the Office of Data Governance & Analytics and is valid as of the report date and is subject to change.