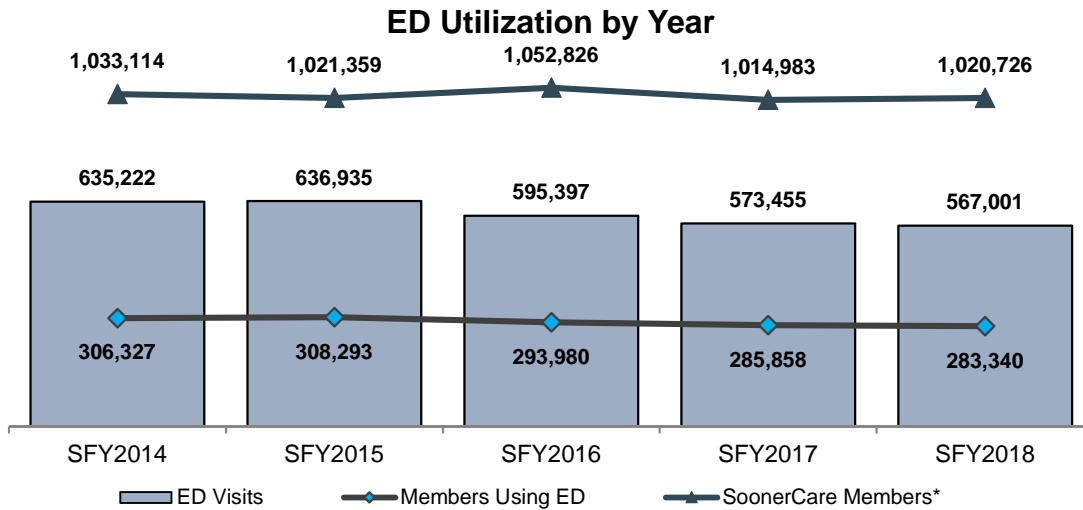


Emergency Department Fast Facts

State Fiscal Year 2018

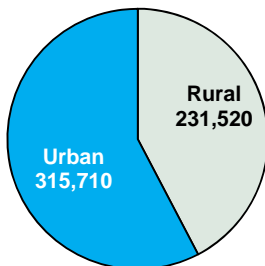


The Emergency Department (ED) Fast Facts provide a summary of SoonerCare ED visits. This summarizes facility and physician ED charges and overall ED utilization by SoonerCare members. Data is for paid claims incurred during the state fiscal year.



Data is reported based on the unduplicated count of facility claims. *SoonerCare Members include Insure Oklahoma members.

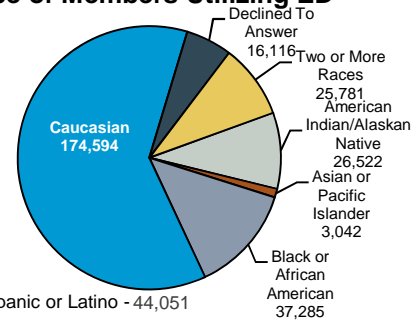
ED Visits by Provider Location



Facility location based on count of billing provider. Urban counties include Canadian, Cleveland, Comanche, Creek, Logan, McClain, Oklahoma, Osage, Rogers, Tulsa, and Wagoner Counties. Out of state providers are not counted in the chart.

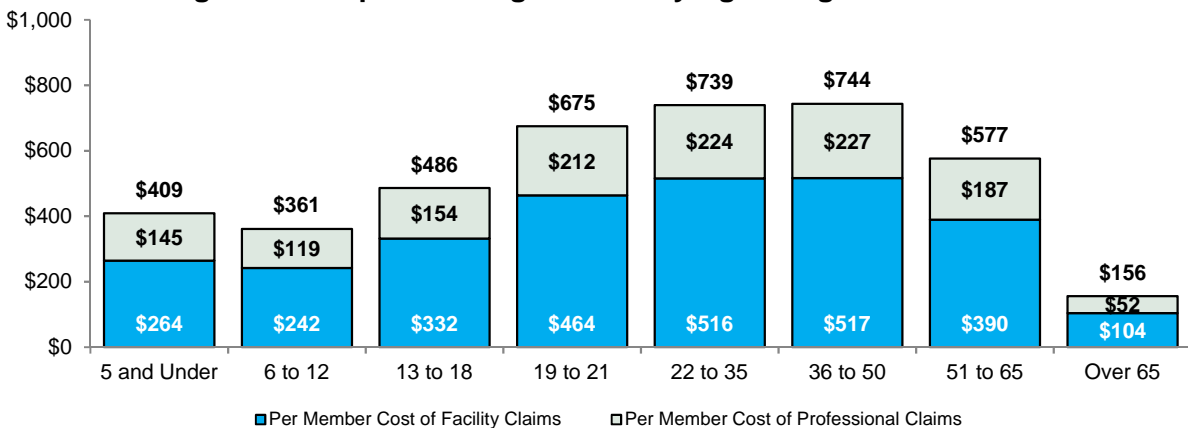
Total Members Utilizing ED	
283,340 (28%)	
Adult	Child
105,756	177,584
Male	Female
118,640	164,700

Race of Members Utilizing ED



Race is self-reported by members at the time of enrollment. Hispanic or Latino is an ethnicity, not a race. Hispanic or Latino can be of any race and are accounted for in a race category above.

Average ED Cost per Utilizing Member by Age Range



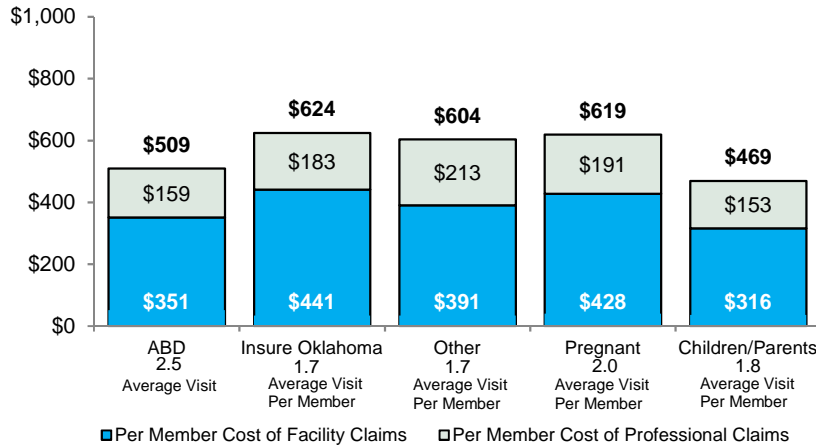
The Over 65 range contains a large percentage of members with both Medicaid and Medicare (SoonerCare Supplemental/Dual Enrollees) coverage. OHCA only pays the co-pay and deductible for SoonerCare Supplemental, which accounts for the relative decline in cost for members 65 and over.

Emergency Department Fast Facts

State Fiscal Year 2018



Average ED Cost per Utilizing Member by Qualifying Group

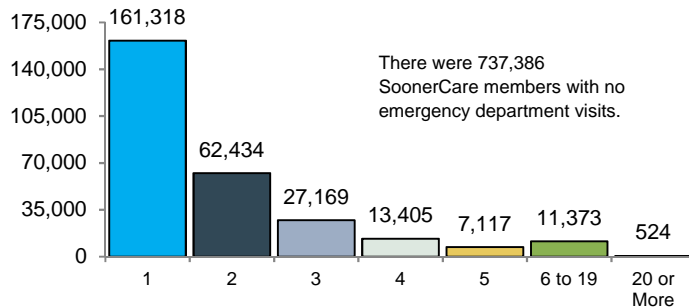


Total ED Cost*	\$134,961,300.36
Average Cost per Member Visit	\$476.32
Average Visit per Utilizing Member	2.00
Average Cost per Claim Count	\$238.03

The Total ED cost does not include ancillary services. The total ED cost with ancillary services was \$155,711,464.

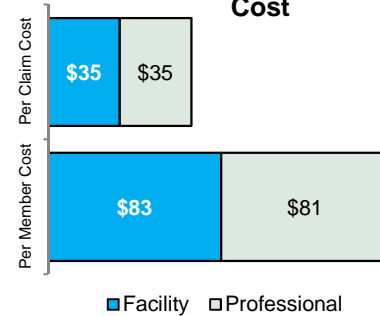
Groups are based on the member's aid category at the time of service. Pregnant includes full scope benefits and Soon-to-be-Sooners. ABD stands for Aged/Blind/Disabled. Children/Parents excludes pregnant categories. Remaining aid categories are grouped into "Other".

Members by Number of ED Visits



The number of visits are based on the facility claims and grouped by the count of unique first dates of service for members.

SoonerCare Supplemental* Cost



*SoonerCare Supplemental is a benefit plan for members enrolled in both Medicare and Medicaid (Dual Enrollees). SoonerCare Supplemental pays the Medicare coinsurance and deductible and provides medical benefits that supplement those services covered by Medicare.

Top 10 Diagnoses for Children	Number of Visits
Acute Upper Respiratory Infection, Unspecified	19,832
Fever, Unspecified	8,610
Viral Infection, Unspecified	8,473
Acute Pharyngitis, Unspecified	7,788
Influenza Due To Unidentified Influenza Virus	6,032
Streptococcal Pharyngitis	5,054
Influenza Due To Other Identified Influenza Virus	4,744
Vomiting, Unspecified	4,344
Urinary Tract Infection, Site Not Specified	4,160
Cough	4,131

Top 10 Diagnoses for Adults	Number of Visits
Chest Pain, Unspecified	4,389
Other Chest Pain	4,258
Urinary Tract Infection, Site Not Specified	3,913
Headache	3,127
Unspecified Abdominal Pain	3,033
Low Back Pain	2,728
Acute Upper Respiratory Infection, Unspecified	2,273
Nausea With Vomiting, Unspecified	2,193
Threatened Abortion	1,784
Chronic Obstructive Pulmonary Disease With (Acute) Exacerbation	1,752