



TOTAL ENROLLMENT — OKLAHOMA MEDICAID

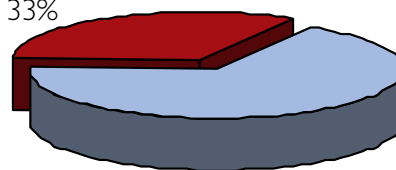
| AID GROUP | Age Group | Enrollment | % of Aid Group | % of Total |
|-------------------------|----------------|------------|----------------|------------|
| Aged/Blind/Disabled | Child | 12,748 | 10.15% | 2.41% |
| Aged/Blind/Disabled | Adult | 112,823 | 89.85% | 21.29% |
| Children/Parents | Child | 352,568 | 89.08% | 66.53% |
| Children/Parents | Adult | 43,218 | 10.92% | 8.16% |
| Other | Child | 471 | 5.48% | 0.09% |
| Other | Adult | 8,127 | 94.52% | 1.53% |
| Total Enrollment | 529,955 | Adults | 164,168 | 32% |
| | | Children | 365,787 | 68% |

OTHER Group includes-Child custody-Refugee-Qualified Medicare Beneficiary-SLMB-DDSD Supported Living and TB patients.

Note that all subsequent “breakdown” figures are groups within the above total enrollment numbers.

Delivery System Breakdown of Total Enrollment

Fee-For-Service,
172,305, 33%



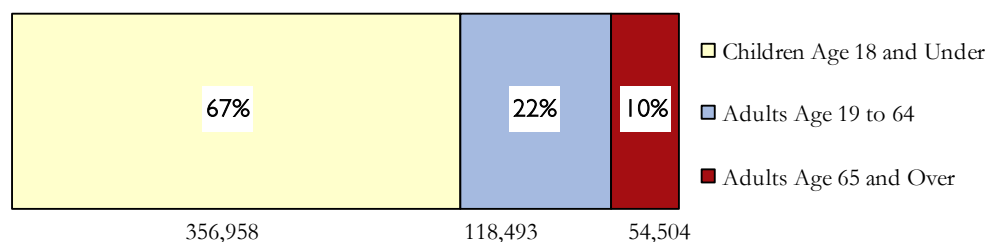
SoonerCare,
356,194, 67%

New Enrollees

Oklahoma Medicaid beneficiaries that have not been enrolled in the past 6 months.

| | |
|--------------|---------------|
| Adults | 3,333 |
| Children | 8,545 |
| Total | 11,878 |

Age Breakdown of Total Enrollment



Other Enrollment Facts

Unduplicated enrollees State Fiscal Year-to-Date (July through report month) — **597,752**

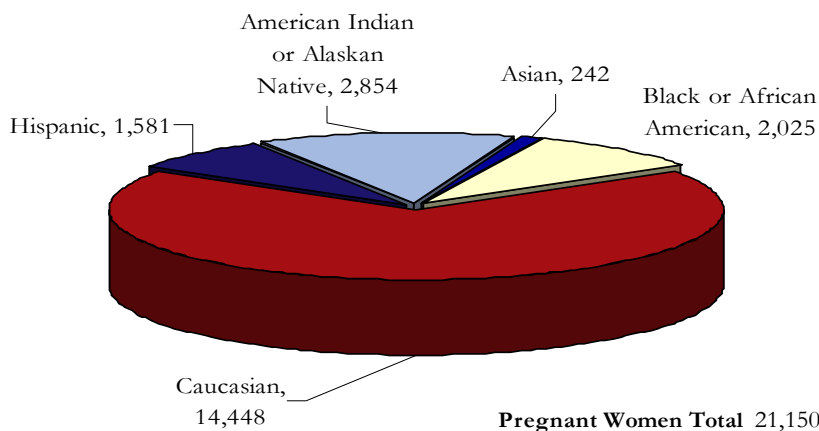
Oklahoma Medicaid enrollees residing in a long-term care facility — 17,299

Oklahoma persons enrolled in both Medicare and Medicaid (dual eligibles) — 78,760

Race Breakdown of Total Enrollment

| | Children | Adults | Total | Percent |
|---------------------------|----------|---------|---------|---------|
| African American | 61,989 | 24,674 | 86,663 | 16% |
| American Indian | 52,161 | 14,663 | 66,824 | 13% |
| Asian or Pacific Islander | 3,420 | 1,739 | 5,159 | 1% |
| Caucasian | 208,577 | 118,011 | 326,588 | 62% |
| Hispanic | 39,640 | 5,081 | 44,721 | 8% |

Pregnant Women Enrolled by Race — Oklahoma Medicaid



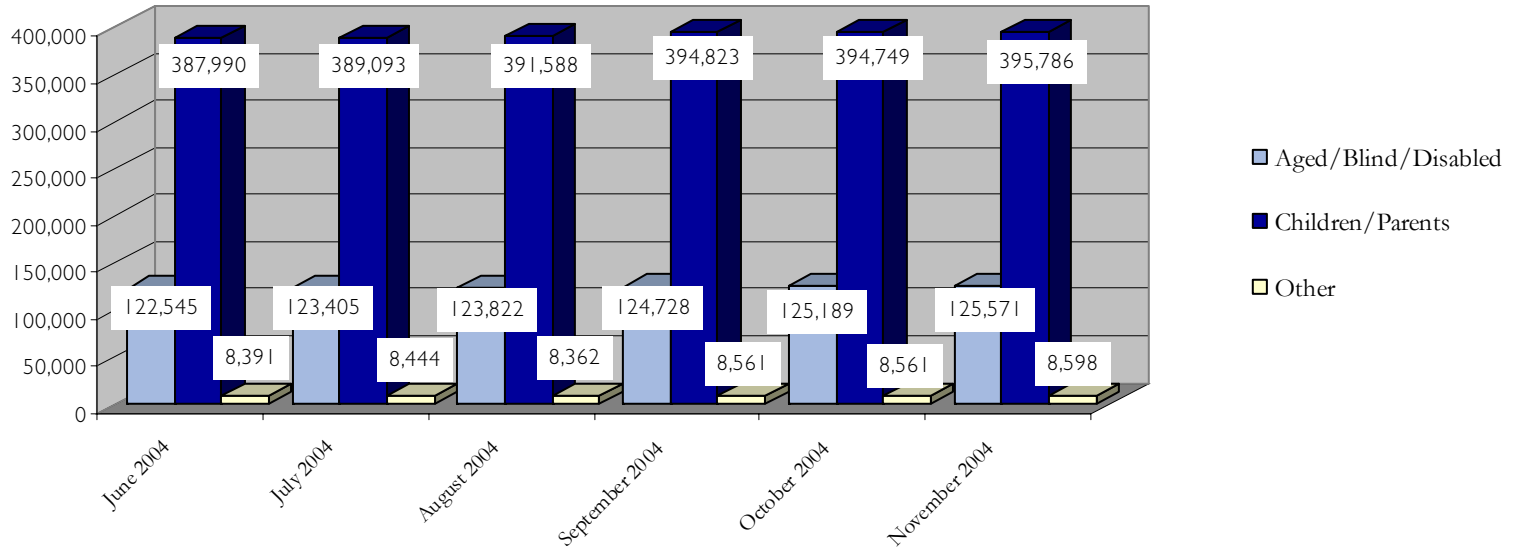
SCHIP Breakdown of Total Enrollment

Persons eligible for expanded Medicaid eligibility under the SCHIP program are under age 19 and have income between the maximum for standard eligibility and the expanded 185% of Federal Poverty Level (FPL) income guidelines.

| Age Breakdown | % of FPL | SCHIP Eligibles |
|---------------|--------------|-----------------|
| INFANT | 150% to 185% | 1,248 |
| 01-05 | 133% to 185% | 10,600 |
| 06-12 | 100% to 185% | 26,184 |
| 13-18 | 100% to 185% | 16,263 |
| Total | | 54,295 |



2005 State Fiscal Year-to-Date Enrollment by Aid Category



State Fiscal Year is defined as the period between July 1 and June 30 of each fiscal year.

This publication is authorized by the Oklahoma Health Care Authority in accordance with state and federal regulations. OHCA is in compliance with the Title VI and Title VII of the 1964 Civil Rights Act and the Rehabilitation Act of 1973. For additional copies, you can go online to OHCA's web site [www.ohca.state.ok.us](http://www.ohca.state.ok.us/general/statistical/fastfacts/) under General/Statistical/Fast Facts. (<http://www.ohca.state.ok.us/general/statistical/fastfacts/>) The Oklahoma Health Care Authority does not discriminate on the basis of race, color, national origin, gender, religion, age or disability in employment or the provision of services.