

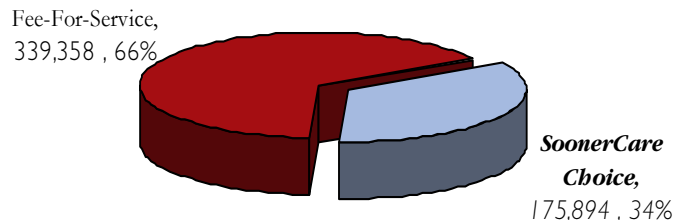


### TOTAL ENROLLMENT — OKLAHOMA MEDICAID

AID GROUP	Age Group	Enrollment	% of Aid Group	% of Total
Aged/Blind/Disabled	Child	6,098	5.50%	1.18%
Aged/Blind/Disabled	Adult	104,867	94.50%	20.35%
Children/Parents	Child	346,699	87.61%	67.29%
Children/Parents	Adult	49,018	12.39%	9.51%
Other	Child	564	6.58%	0.11%
Other	Adult	8,006	93.42%	1.55%
<b>Total Enrollment</b>	<b>515,252</b>	<b>Adults</b>	<b>161,891</b>	<b>32%</b>
		<b>Children</b>	<b>353,361</b>	<b>68%</b>

OTHER Group includes-Child custody-Refugee-Qualified Medicare Beneficiary-SLMB-DDSD Supported Living and TB patients.

### Delivery System Breakdown of Total Enrollment



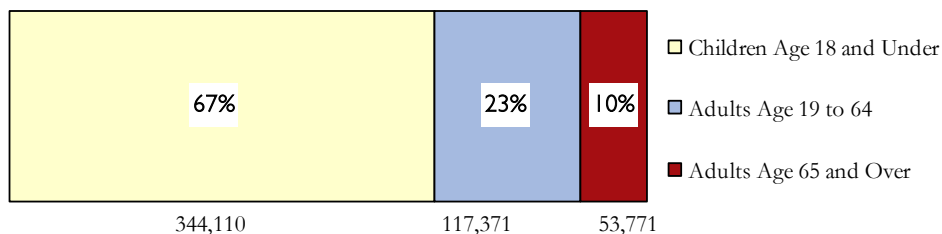
Note that all subsequent “breakdown” figures are groups within the above total enrollment numbers.

### New Enrollees

Oklahoma Medicaid beneficiaries that have not been enrolled in the past 6 months.

Adults	3,159
Children	7,662
<b>Total</b>	<b>10,821</b>

### Age Breakdown of Total Enrollment



### Other Enrollment Facts

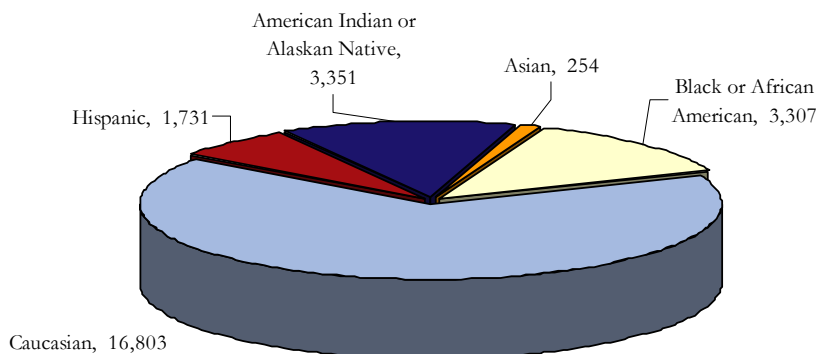
Oklahoma Medicaid enrollees residing in a long-term care facility — 17,381

Oklahoma persons enrolled in both Medicare and Medicaid (dual eligibles) — 73,602

### Race Breakdown of Total Enrollment

	Children	Adults	Total	Percent
African American	60,292	24,733	85,025	17%
American Indian	50,110	14,441	64,551	13%
Asian or Pacific Islander	3,190	1,671	4,861	1%
Caucasian	203,938	116,119	320,057	62%
Hispanic	35,831	4,927	40,758	8%

### Pregnant Women Enrolled by Race — Oklahoma Medicaid



**Pregnant Women Total 25,446**

### SCHIP Breakdown of Total Enrollment

Persons eligible for expanded Medicaid eligibility under the SCHIP program are under age 19 and have income between the maximum for standard eligibility and the expanded 185% of Federal Poverty Level (FPL) income guidelines.

Age Breakdown	% of FPL	SCHIP Eligibles
INFANT	150% to 185%	989
01-05	133% to 185%	9,131
06-12	100% to 185%	22,531
13-18	100% to 185%	13,620
<b>Total</b>		<b>46,271</b>