



TOTAL ENROLLMENT — OKLAHOMA MEDICAID

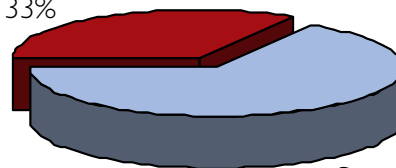
AID GROUP	Age Group	Enrollment	% of Aid Group	% of Total
Aged/Blind/Disabled	Child	12,803	10.13%	2.41%
Aged/Blind/Disabled	Adult	113,575	89.87%	21.41%
Children/Parents	Child	352,825	89.22%	66.51%
Children/Parents	Adult	42,610	10.78%	8.03%
Other	Child	470	5.44%	0.09%
Other	Adult	8,174	94.56%	1.54%
Total Enrollment	530,457	Adults	164,359	32%
		Children	366,098	68%

OTHER Group includes-Child custody-Refugee-Qualified Medicare Beneficiary-SLMB-DDSD Supported Living and TB patients.

Note that all subsequent “breakdown” figures are groups within the above total enrollment numbers.

Delivery System Breakdown of Total Enrollment

Fee-For-Service,
177,215, 33%



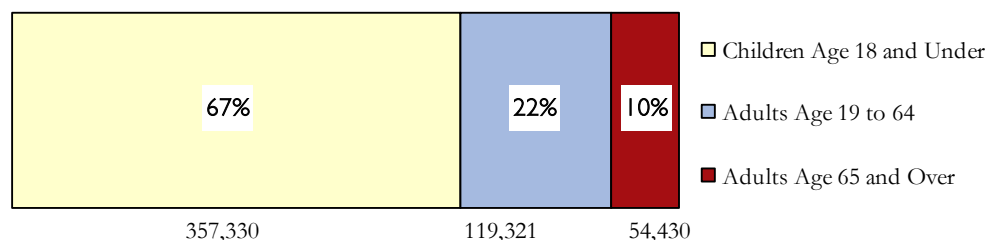
SoonerCare,
353,242, 67%

New Enrollees

Oklahoma Medicaid beneficiaries that have not been enrolled in the past 6 months.

Adults	3,495
Children	7,723
Total	11,218

Age Breakdown of Total Enrollment



Other Enrollment Facts

Unduplicated enrollees State Fiscal Year-to-Date (July through report month) — **639,714**

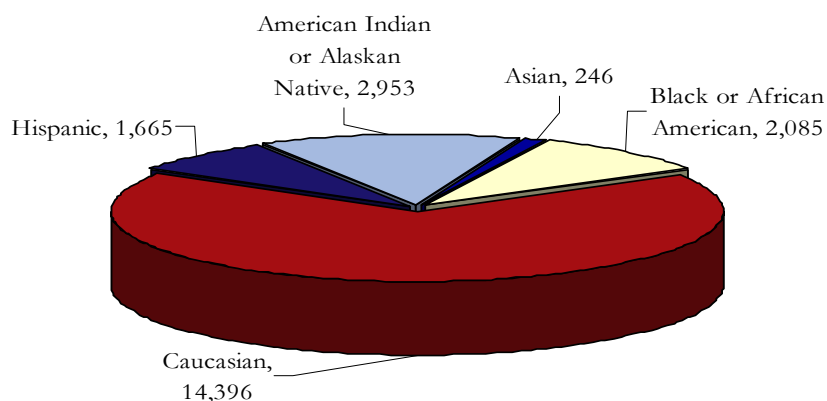
Oklahoma Medicaid enrollees residing in a long-term care facility — 17,121

Oklahoma persons enrolled in both Medicare and Medicaid (dual eligibles) — 80,717

Race Breakdown of Total Enrollment

	Children	Adults	Total	Percent
African American	61,662	24,595	86,257	16%
American Indian	52,213	14,875	67,088	13%
Asian or Pacific Islander	3,482	1,770	5,252	1%
Caucasian	208,233	117,990	326,223	61%
Hispanic	40,508	5,129	45,637	9%

Pregnant Women Enrolled by Race — Oklahoma Medicaid



Pregnant Women Total 21,345

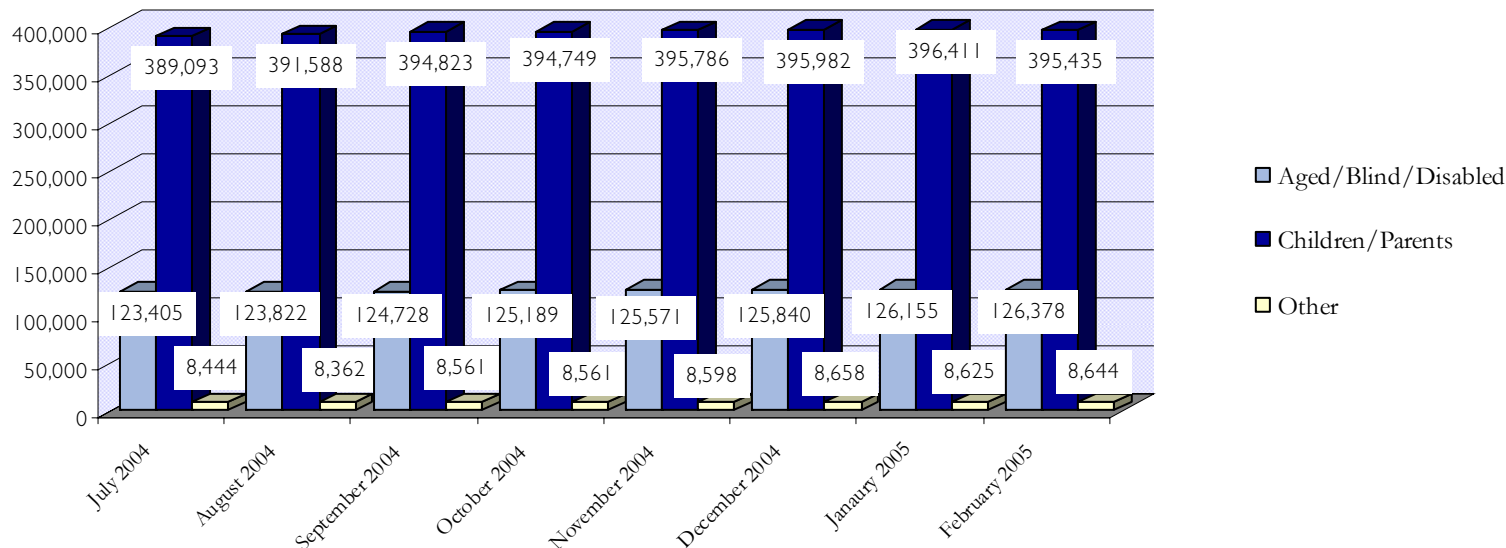
SCHIP Breakdown of Total Enrollment

Persons eligible for expanded Medicaid eligibility under the SCHIP program are under age 19 and have income between the maximum for standard eligibility and the expanded 185% of Federal Poverty Level (FPL) income guidelines.

Age Breakdown	% of FPL	SCHIP Eligibles
INFANT	150% to 185%	1,366
01-05	133% to 185%	10,889
06-12	100% to 185%	26,427
13-18	100% to 185%	16,506
Total		55,188



2005 State Fiscal Year-to-Date Enrollment by Aid Category



State Fiscal Year is defined as the period between July 1 and June 30 of each fiscal year.

SoonerCare contracting successful

More than 95 percent of *SoonerCare* primary care providers opted to continue their contracts with the Oklahoma Health Care Authority during the recent 2005 contract renewal period.

In addition, 17 new providers from across the state were added to the program. With the completion of the contracting period, capacity in the *SoonerCare* program increased nine percent as compared with September 2004.

“This is an excellent accomplishment for the *SoonerCare* staff,” said Becky Pasternik-Ikard, Director of *SoonerCare* and Care Management Services. “It speaks very well of the relationship our Provider Representatives have developed with the provider community.”

Providers with the *SoonerCare* program gave input that was used in preparing the 2005 agreement. Major revisions were incorporated in the capitated benefit package, Pasternik-Ikard noted.

Of the small number of providers who did leave the program, none left due to dissatisfaction with the program, according to Melinda Jones, director of *SoonerCare* Compliance and Program Development, “One provider from a bordering state, who had a very small panel, terminated her contract because she wasn’t busy enough with *SoonerCare* members. Other terminations were the result of deaths, moves or business changes,” she said.

In the Indian Health Services, Tribal and urban Indian health clinics’ Primary Care Case Management (PCCM) program, all existing contractors continued for 2005. In addition, two new contracts were executed.

SoonerCare is Oklahoma’s PCCM program in which the OHCA contracts directly with primary care providers throughout the state to provide basic health care services to more than 360,000 Medicaid recipients.