



TOTAL ENROLLMENT — OKLAHOMA MEDICAID

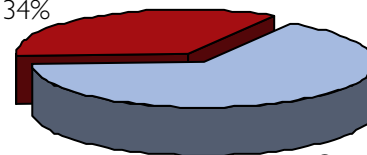
AID GROUP	Age Group	Enrollment	% of Aid Group	% of Total
Aged/Blind/Disabled	Child	12,641	10.13%	2.39%
Aged/Blind/Disabled	Adult	112,087	89.87%	21.22%
Children/Parents	Child	350,875	88.87%	66.44%
Children/Parents	Adult	43,948	11.13%	8.32%
Other	Child	481	5.62%	0.09%
Other	Adult	8,080	94.38%	1.53%
Total Enrollment	528,112	Adults	164,115	32%
		Children	363,997	68%

OTHER Group includes-Child custody-Refugee-Qualified Medicare Beneficiary-SLMB-DDSD Supported Living and TB patients.

Note that all subsequent “breakdown” figures are groups within the above total enrollment numbers.

Delivery System Breakdown of Total Enrollment

Fee-For-Service,
180,679, 34%



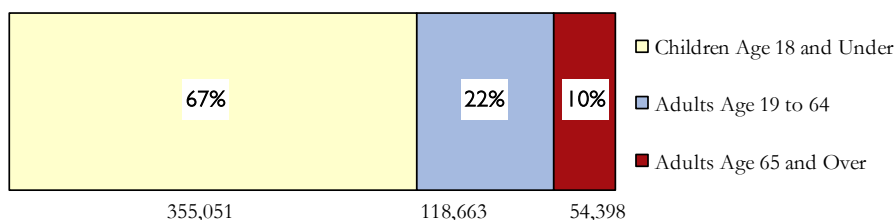
SoonerCare,
347,433, 66%

New Enrollees

Oklahoma Medicaid beneficiaries that have not been enrolled in the past 6 months.

Adults	4,246
Children	642
Total	14,888

Age Breakdown of Total Enrollment



Other Enrollment Facts

Unduplicated enrollees State Fiscal Year-to-Date (July through report month) — **597,641**

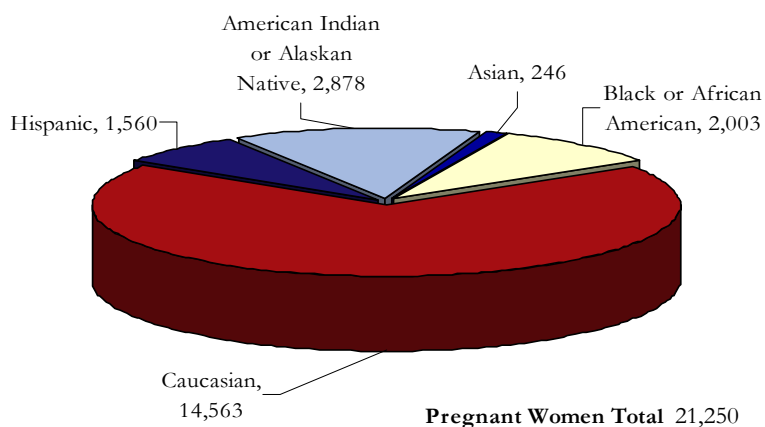
Oklahoma Medicaid enrollees residing in a long-term care facility — 17,526

Oklahoma persons enrolled in both Medicare and Medicaid (dual eligibles) — 81,175

Race Breakdown of Total Enrollment

	Children	Adults	Total	Percent
African American	61,853	24,788	86,641	16%
American Indian	51,778	14,711	66,489	13%
Asian or Pacific Islander	3,371	1,735	5,106	1%
Caucasian	208,300	117,805	326,105	62%
Hispanic	38,695	5,076	43,771	8%

Pregnant Women Enrolled by Race — Oklahoma Medicaid



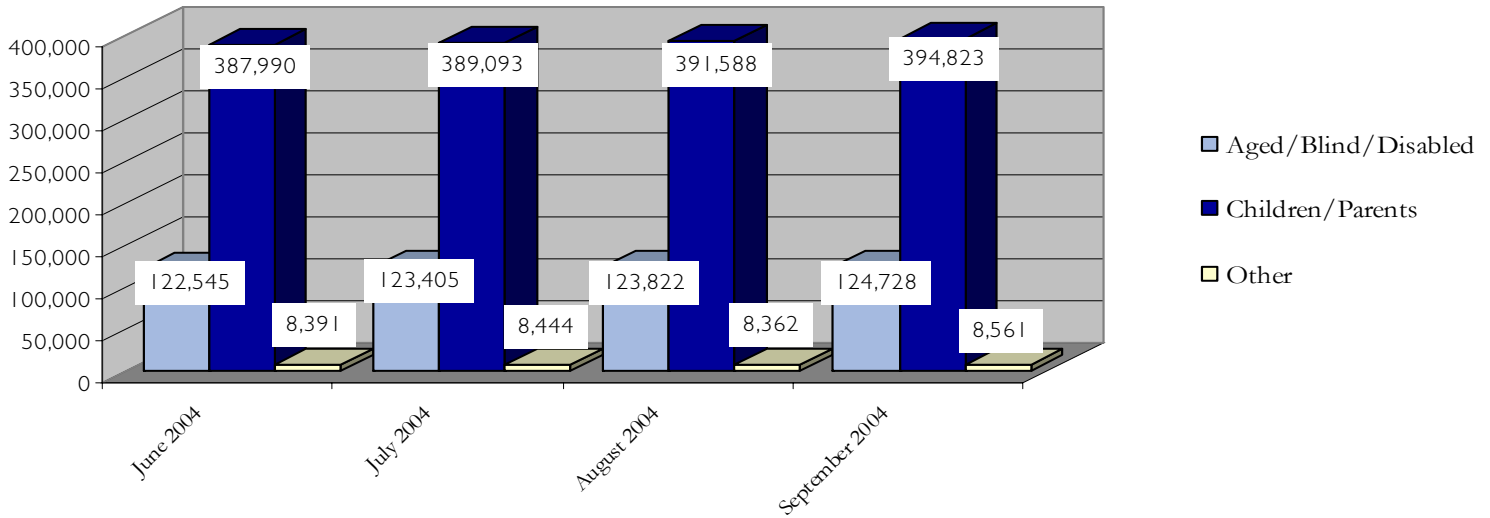
SCHIP Breakdown of Total Enrollment

Persons eligible for expanded Medicaid eligibility under the SCHIP program are under age 19 and have income between the maximum for standard eligibility and the expanded 185% of Federal Poverty Level (FPL) income guidelines.

Age Breakdown	% of FPL	SCHIP Eligibles
INFANT	150% to 185%	519
01-05	133% to 185%	7,704
06-12	100% to 185%	20,082
13-18	100% to 185%	12,190
Total		40,495



2005 State Fiscal Year-to-Date Enrollment by Aid Category



State Fiscal Year is defined as the period between July 1 and June 30 of each fiscal year.