



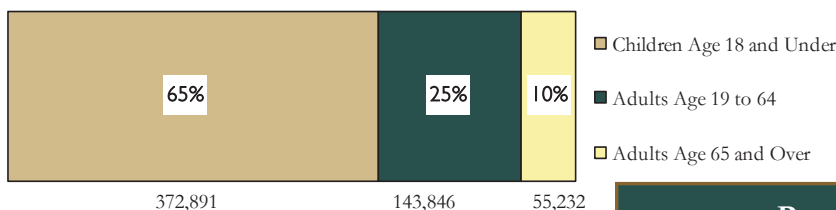
TOTAL ENROLLMENT — OKLAHOMA MEDICAID

AID GROUP	Age Group	Enrollment	% of Aid Group	% of Total
Aged/Blind/Disabled	Child	13,903	11.00%	2.43%
Aged/Blind/Disabled	Adult	112,451	89.00%	19.66%
Children/Parents	Child	367,433	89.82%	64.24%
Children/Parents	Adult	41,630	10.18%	7.28%
Other	Child	655	4.72%	0.11%
Other	Adult	13,214	95.28%	2.31%
Breast and Cervical Cancer		2,807		0.49%
Family Planning		19,876		3.48%
Total Enrollment	571,969	Adults	189,978	33%
		Children	381,991	67%

OTHER Group includes—Child custody-Refugee-Qualified Medicare Beneficiary-SLMB-DDSD Supported Living and TB patients.

Note that all subsequent figures are groups within the above total enrollment numbers (except O-EPIC). Family Planning beneficiaries are not entitled to the full scope of Medicaid only family planning services are covered.

Age Breakdown of Total Enrollment

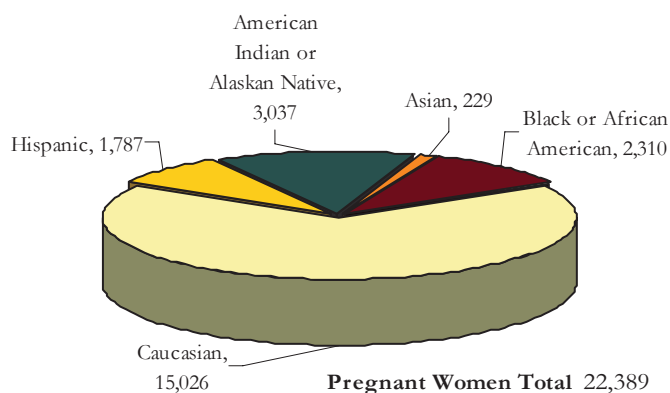


New Enrollees

Oklahoma Medicaid beneficiaries that have not been enrolled in the past 6 months.

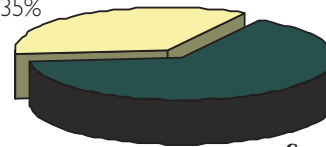
Adults	6,816
Children	5,703
Total	12,519

Pregnant Women Enrolled by Race — Oklahoma Medicaid



Delivery System Breakdown of Total Enrollment

Fee-For-Service, 198,390, 35%



SoonerCare, 371,327, 65%

Other Enrollment Facts

Unduplicated enrollees State Fiscal Year-to-Date (July through report month) — 654,007

Other Breakdowns of Total Enrollment

Oklahoma Medicaid enrollees residing in a long-term care facility — 16,882

Oklahoma persons enrolled in both Medicare and Medicaid (dual eligibles) — 80,442

Race Breakdown of Total Enrollment

	Children	Adults	Total	Percent
African American	64,461	26,648	91,109	16%
American Indian	54,109	16,410	70,519	12%
Asian or Pacific Islander	3,939	1,933	5,872	1%
Caucasian	217,500	134,996	352,496	62%
Hispanic	45,449	6,524	51,973	9%

The Oklahoma Employer/Employee Partnership for Insurance Coverage (O-EPIC) is a program to assist small business owners, employees and their spouses with health insurance premiums. www.oepic.ok.gov

Employers Enrolled	Employees Enrolled
120	177

SCHIP Breakdown of Total Enrollment

Persons eligible for expanded Medicaid eligibility under the SCHIP program are under age 19 and have income between the maximum for standard eligibility and the expanded 185% of Federal Poverty Level (FPL) income guidelines.

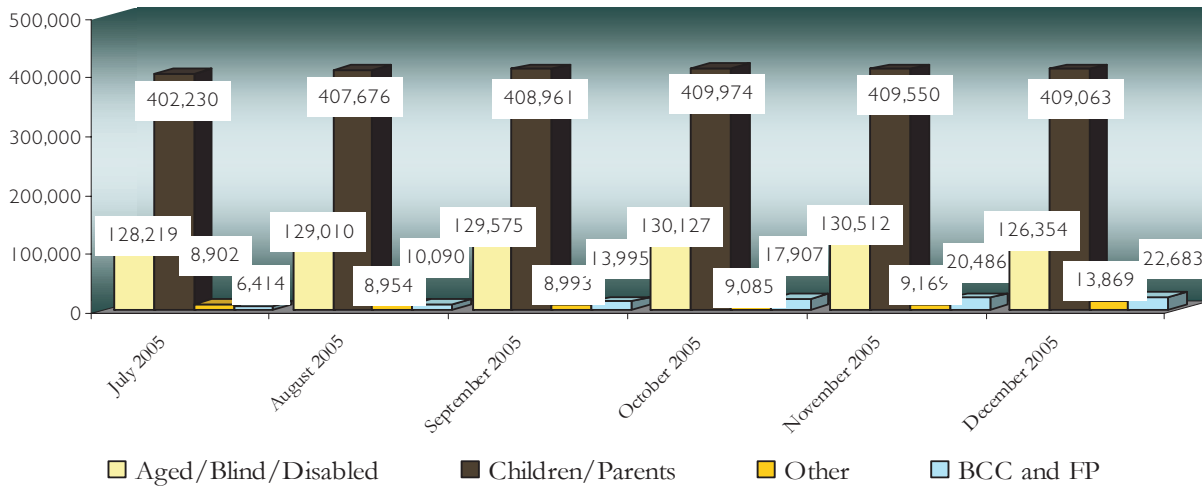
Age Breakdown	% of FPL	SCHIP Eligibles
INFANT	150% to 185%	1,513
01-05	133% to 185%	12,001
06-12	100% to 185%	29,068
13-18	100% to 185%	18,195
Total		60,777

Oklahoma Health Care Authority

DECEMBER 2005 Fast Facts



State Fiscal Year 2006 Enrollment by Aid Category



State Fiscal Year is defined as the period between July 1 and June 30 of each fiscal year. BCC is the acronym for Breast and Cervical Cancer coverage and FP is Family Planning waiver clients.

News Release

Contact: [Jo Kilgore](#), Public Information Manager, (405) 522-7474.

O-EPIC Up and Running

With the federal government's approval, the Oklahoma Employer/Employee Partnership for Insurance Coverage (O-EPIC) began taking employer applications on November 1, and employee applications on December 1, 2005. O-EPIC is the first phase of the statewide *Insure Oklahoma* initiative designed to use public and private partnerships to make health insurance more affordable.

The program will initially be open to all Oklahoma employers with 25 or fewer workers, including those that currently offer health insurance coverage. Premium assistance will be available for workers and spouses with household incomes at or below 185 percent of the federal poverty level. For example, a family of four must have a total income at or below \$35,797.

Participating employers, as well as employees, will be required to pay a portion of the premiums. Employees will also be responsible for any applicable deductibles and co-payments. Employers will be required to contribute 25 percent of the premium amounts. Individuals will pay up to 15 percent of the monthly premium, the state and federal government will pay the remaining share.

Oklahoma currently has one of the highest uninsured rates in the country. In 2003, 20.4 percent of the state's residents were uninsured, as compared to 15.2 percent of the population nationally. The O-EPIC program will make affordable health coverage available to adults throughout the state who are either uninsured or at risk of losing their coverage due to high premium costs.

Visit our website www.oepic.ok.gov for more information concerning the program.