



TOTAL ENROLLMENT — OKLAHOMA SOONERCARE (MEDICAID)

Qualifying Group	Age Group	Enrollment	% of Total
Aged/Blind/Disabled	Child	14,966	2.49%
Aged/Blind/Disabled	Adult	114,019	18.97%
Children/Parents	Child	390,725	65.00%
Children/Parents	Adult	42,822	7.12%
Other	Child	642	0.11%
Other	Adult	14,919	2.48%
Oklahoma Cares (Breast & Cervical Cancer)		3,096	0.52%
SoonerPlan (Family Planning)		19,773	3.29%
TEFRA		119	0.02%

Total Enrollment	601,081	Adults	191,653	32%
		Children	409,428	68%

OTHER Group includes—Child custody-Refugee-Qualified Medicare Beneficiary-SLMB-DDSD Supported Living and TB patients. For more information on TEFRA go to www.okhca.org under Individuals & Families and Programs. O-EPIC members are NOT included in the figures above.

Note that all subsequent figures are groups within the above total enrollment numbers (except O-EPIC). SoonerPlan (Family Planning) members are not entitled to the full scope of benefits only family planning services are covered.

The Oklahoma Employer/Employee Partnership for Insurance Coverage (O-EPIC) is a program to assist small business owners, employees and their spouses with health insurance premiums. www.oepic.ok.gov

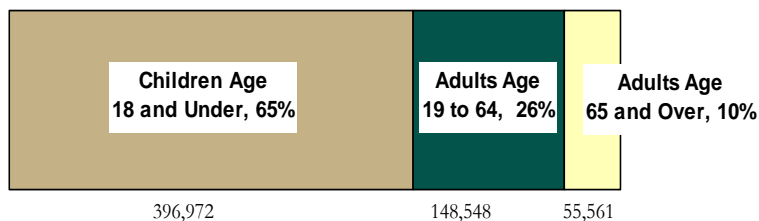
Employers Enrolled	Employees Enrolled
677	1,394

New Enrollees

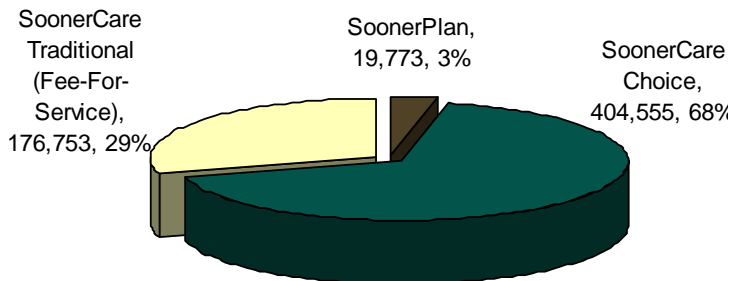
Oklahoma SoonerCare members that have not been enrolled in the past 6 months.

Adults	3,941
Children	8,126
Total	12,067

Age Breakdown of Total Enrollment



Delivery System Breakdown of Total Enrollment



Other Enrollment Facts

Unduplicated enrollees State Fiscal Year-to-Date (July through report month) — **676,217**

Other Breakdowns of Total Enrollment

Oklahoma SoonerCare (Medicaid) members residing in a long-term care facility — 16,326

Oklahoma persons enrolled in both Medicare and Medicaid (dual eligibles) — 78,485

Race Breakdown of Total Enrollment

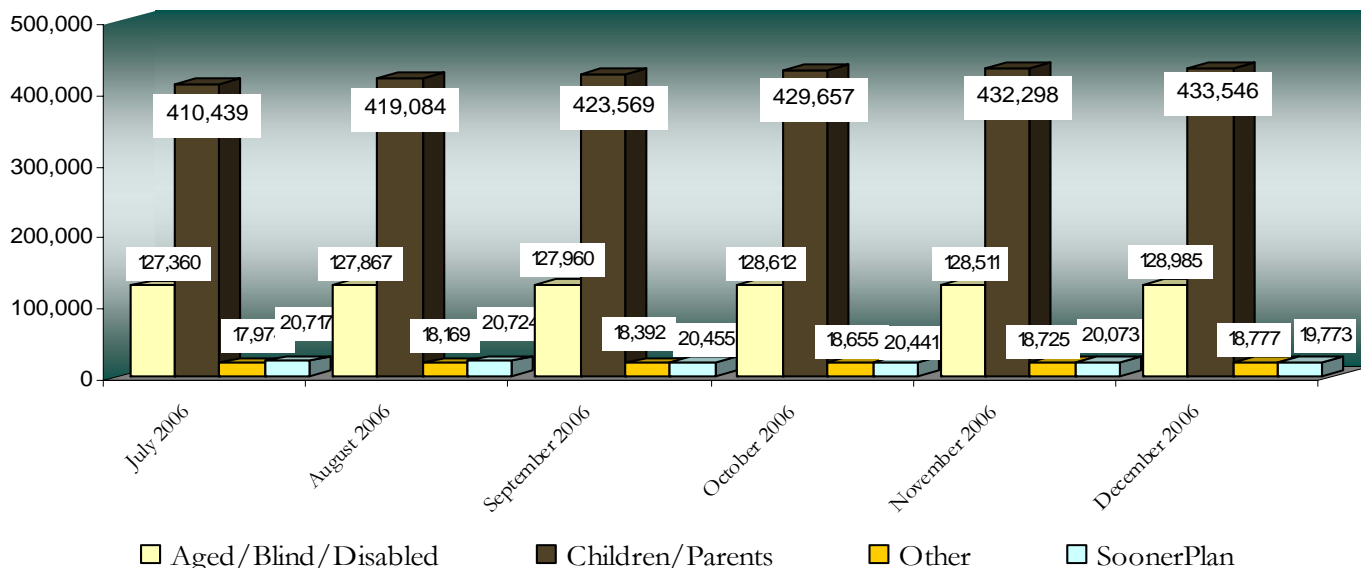
	Children	Adults	Percent	Pregnant Women
African American	67,603	26,934	16%	2,286
American Indian	57,686	17,577	13%	2,931
Asian or Pacific Islander	4,460	2,086	1%	219
Caucasian	227,579	137,976	61%	13,955
Hispanic	52,100	7,080	10%	1,880

SCHIP Breakdown of Total Enrollment

Members qualifying for SoonerCare (Medicaid) eligibility under the SCHIP program are under age 19 and have income between the maximum for standard eligibility and the expanded 185% of Federal Poverty Level (FPL) income guidelines.

Age Breakdown	% of FPL	SCHIP Enrollees
INFANT	150% to 185%	1,523
01-05	133% to 185%	13,000
06-12	100% to 185%	32,036
13-18	100% to 185%	20,034
Total		66,593

State Fiscal Year 2006 Enrollment by Aid Category



State Fiscal Year is defined as the period between July 1 and June 30 of each fiscal year. BCC is the acronym for Oklahoma Cares (Breast and Cervical Cancer coverage, included with OTHER) and FP is SoonerPlan (Family Planning) members. TEFRA is included in the OTHER category.

News Release

Contact: [Jo Kilgore](mailto:jo.kilgore@ohca.org), Public Information Officer, (405) 522-7474

Premium Assistance Program Opens Door to Individuals

Applications are now being accepted for the second phase of a plan to provide health insurance to more Oklahoma citizens that qualify. The O-EPIC Premium Assistance Individual Plan (IP) enrollment officially kicked off Tuesday, January 9.

The O-EPIC IP is available to Oklahomans who fall into one of three groups: working adults who are not eligible for an O-EPIC employer-sponsored qualified health plan and work for an Oklahoma small business with 50 or fewer employees; temporarily unemployed adults who are eligible to receive unemployment benefits through the Oklahoman Employment Security Commission; or working adults with a disability who work for any size employer and have a "ticket to work".

Additional qualifications include being an Oklahoma resident, between the ages of 19 and 64, not currently enrolled in or have an open application for Medicaid or Medicare, provide proof of U.S. citizenship (or qualified alien), provide Social Security numbers for all household members, and have an annual gross household income within the qualifying guidelines.

O-EPIC IP is designed to provide Oklahoma individuals with health insurance for themselves and their spouse if needed. The employee's household must be at or below 185 percent of the federal poverty level to participate in the program.

Premiums for the O-EPIC IP plan are based on income with premiums for an individual ranging from \$0 to \$49.33 per month and for a couple, \$0 to \$66.44. Participants are also required to make co-payments for services, such as \$10 per office visit and \$10 for a brand prescription.

For more information about the O-EPIC program or an application, call 1-888-365-3742, or visit the web site at <http://www.insureoklahoma.org>.