



TOTAL ENROLLMENT — OKLAHOMA MEDICAID

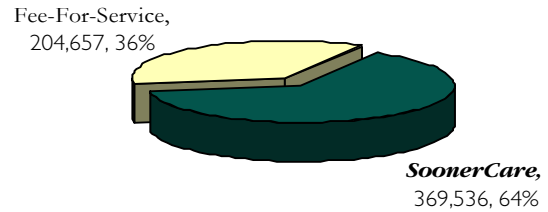
AID GROUP	Age Group	Enrollment	% of Aid Group	% of Total
Aged/Blind/Disabled	Child	14,063	11.10%	2.45%
Aged/Blind/Disabled	Adult	112,577	88.90%	19.61%
Children/Parents	Child	367,914	89.86%	64.10%
Children/Parents	Adult	41,527	10.14%	7.23%
Other	Child	626	4.45%	0.11%
Other	Adult	13,457	95.55%	2.34%
Breast and Cervical Cancer		2,758		0.48%
Family Planning		21,023		3.66%
TEFRA**		29		0.01%

Total Enrollment 573,974
 Adults 191,342 33%
 Children 382,603 67%

**TEFRA program information re-released on back of this page.
 OTHER Group includes—Child custody-Refugee-Qualified Medicare Beneficiary-SLMB-DDSD Supported Living and TB patients.

Note that all subsequent figures are groups within the above total enrollment numbers (except O-EPIC). Family Planning beneficiaries are not entitled to the full scope of Medicaid only family planning services are covered.

Delivery System Breakdown of Total Enrollment



Other Enrollment Facts

Unduplicated enrollees State Fiscal Year-to-Date (July through report month) — 671,377

Other Breakdowns of Total Enrollment

Oklahoma Medicaid enrollees residing in a long-term care facility — 16,801

Oklahoma persons enrolled in both Medicare and Medicaid (dual eligibles) — 80,389

The Oklahoma Employer/Employee Partnership for Insurance Coverage (O-EPIC) is a program to assist small business owners, employees and their spouses with health insurance premiums. www.oepic.ok.gov

Employers Enrolled	Employees Enrolled
181	219

New Enrollees

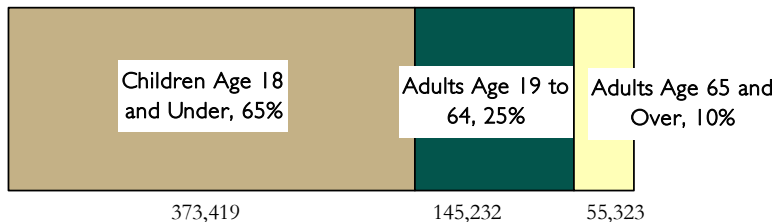
Oklahoma Medicaid beneficiaries that have not been enrolled in the past 6 months.

Adults	5,009
Children	8,987
Total	13,996

Race Breakdown of Total Enrollment

	Children	Adults	Percent	Pregnant Women
African American	64,534	26,728	16%	2,310
American Indian	54,151	16,538	12%	3,037
Asian or Pacific Islander	3,938	1,956	1%	229
Caucasian	217,849	135,941	62%	15,026
Hispanic	45,772	6,567	9%	1,787

Age Breakdown of Total Enrollment



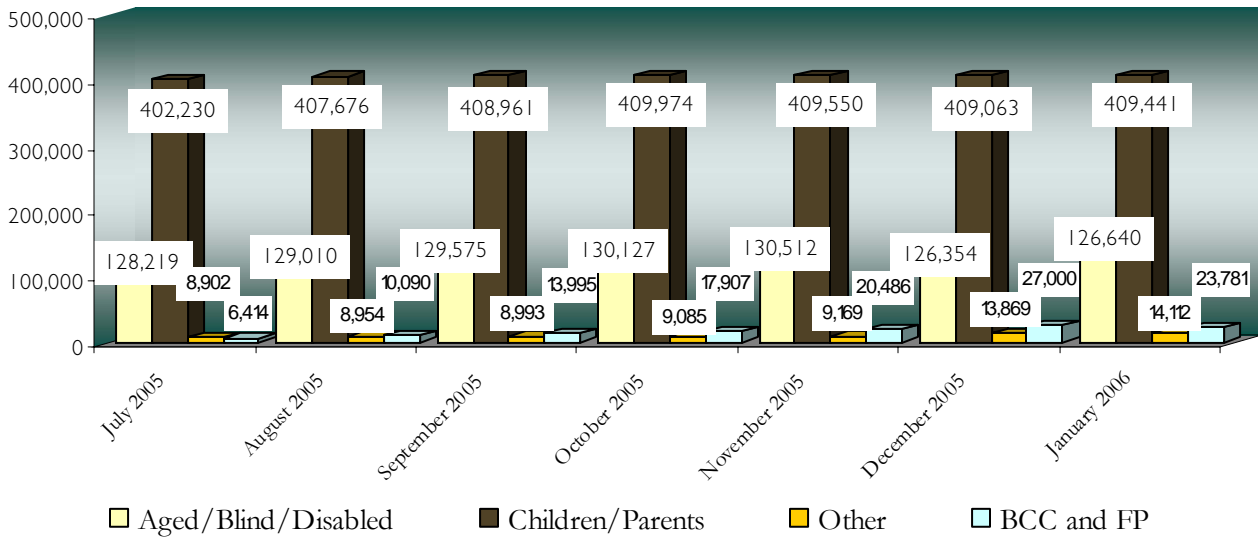
SCHIP Breakdown of Total Enrollment

Persons eligible for expanded Medicaid eligibility under the SCHIP program are under age 19 and have income between the maximum for standard eligibility and the expanded 185% of Federal Poverty Level (FPL) income guidelines.

Age Breakdown	% of FPL	SCHIP Eligibles
INFANT	150% to 185%	1,546
01-05	133% to 185%	12,100
06-12	100% to 185%	29,430
13-18	100% to 185%	18,571
Total		61,647



State Fiscal Year 2006 Enrollment by Aid Category



State Fiscal Year is defined as the period between July 1 and June 30 of each fiscal year. BCC is the acronym for Breast and Cervical Cancer coverage and FP is Family Planning waiver clients. TEFRA is included in the OTHER category.

News Release

TEFRA (Tax Equity and Fiscal Responsibility Act) makes benefits available for children with physical or mental disabilities who would not ordinarily be eligible for Supplemental Security Income (SSI) benefits because their parents' income or resources were too high. Under TEFRA, only the child's income and resources are counted.

To be eligible for TEFRA, a child must meet income guidelines, be younger than age 19, live at home, meet the Social Security Administration's definition of disability and require an institutional level of care.

Also, it must be appropriate to provide care at home, and the cost of care can't exceed the estimated cost of treating the child in an institution.

Children who qualify for TEFRA will receive the full scope of Medicaid services, such as inpatient and outpatient treatment, prescription drugs, occupational and physical therapy and medical equipment.

For more information about the TEFRA program, visit the Oklahoma Health Care Authority web site at <http://www.okhca.org> or call the **SoonerCare** helpline toll-free at (800) 987-7767, 522-7171 in Oklahoma or (405) 522-7179 for TDD/TTY.

OHCA is in the process of changing the format of the monthly Fast Fact reports. Keep an eye out for the new and improved report coming soon!