



### TOTAL ENROLLMENT — OKLAHOMA SOONERCARE (MEDICAID)

Qualifying Group	Age Group	Enrollment	% of Total
Aged/Blind/Disabled	Child	14,230	2.48%
Aged/Blind/Disabled	Adult	112,520	19.62%
Children/Parents	Child	365,554	63.73%
Children/Parents	Adult	41,783	7.28%
Other	Child	639	0.11%
Other	Adult	13,786	2.40%
Oklahoma Cares (Breast & Cervical Cancer)		2,891	0.50%
SoonerPlan (Family Planning)		22,112	3.86%
TEFRA		61	0.01%

<b>Total Enrollment</b>	<b>573,576</b>	Adults	189,495	33%
		Children	384,081	67%

OTHER Group includes—Child custody-Refugee-Qualified Medicare Beneficiary-SLMB-DDSD Supported Living and TB patients. For more information on TEFRA go to [www.okhca.org](http://www.okhca.org) under Individuals & Families and Programs. O-EPIC members are NOT included in the figures above.

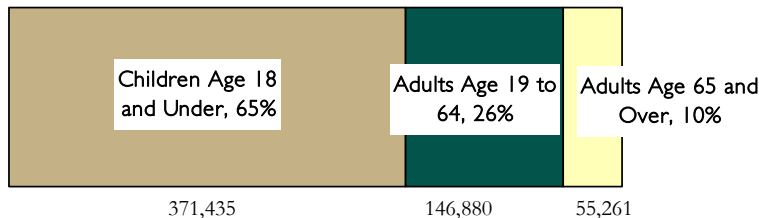
Note that all subsequent figures are groups within the above total enrollment numbers (except O-EPIC). SoonerPlan (Family Planning) members are not entitled to the full scope of Medicaid only family planning services are covered.

The Oklahoma Employer/Employee Partnership for Insurance Coverage (O-EPIC) is a program to assist small business owners, employees and their spouses with health insurance premiums. [www.oepic.ok.gov](http://www.oepic.ok.gov)

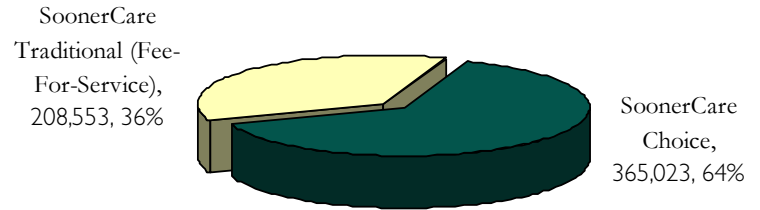
Employers Enrolled	Employees Enrolled
<b>286</b>	<b>548</b>

New Enrollees	
Oklahoma Medicaid members that have not been enrolled in the past 6 months.	
Adults	4,751
Children	8,055
<b>Total</b>	<b>12,806</b>

### Age Breakdown of Total Enrollment



### Delivery System Breakdown of Total Enrollment



### Other Enrollment Facts

Unduplicated enrollees State Fiscal Year-to-Date (July through report month) — **713,655**

### Other Breakdowns of Total Enrollment

Oklahoma Medicaid members residing in a long-term care facility — 16,531

Oklahoma persons enrolled in both Medicare and Medicaid (dual eligibles) — 79,019

### Race Breakdown of Total Enrollment

	Children	Adults	Percent	Pregnant Women
African American	64,573	26,765	16%	2,100
American Indian	53,569	16,836	12%	2,933
Asian or Pacific Islander	3,867	1,947	1%	202
Caucasian	215,811	137,209	62%	14,393
Hispanic	46,261	6,738	9%	1,781

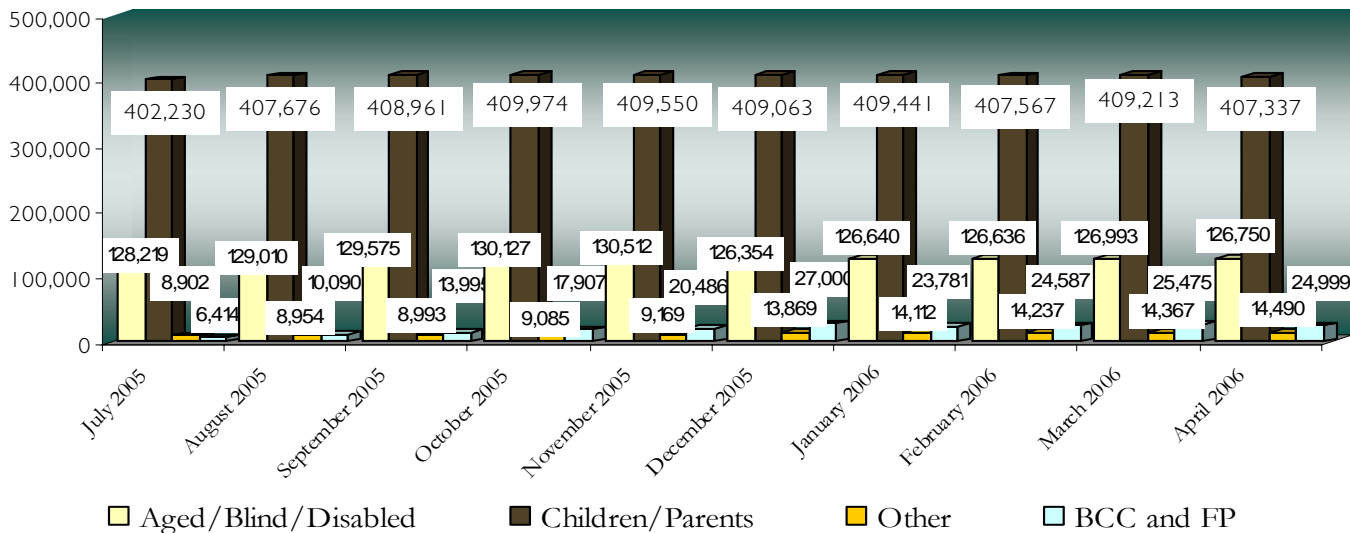
### SCHIP Breakdown of Total Enrollment

Members qualifying for SoonerCare (Medicaid) eligibility under the SCHIP program are under age 19 and have income between the maximum for standard eligibility and the expanded 185% of Federal Poverty Level (FPL) income guidelines.

Age Breakdown	% of FPL	SCHIP Eligibles
INFANT	150% to 185%	1,334
01-05	133% to 185%	10,909
06-12	100% to 185%	27,688
13-18	100% to 185%	17,270
<b>Total</b>		<b>57,201</b>



### State Fiscal Year 2006 Enrollment by Aid Category



State Fiscal Year is defined as the period between July 1 and June 30 of each fiscal year. BCC is the acronym for Oklahoma Cares (Breast and Cervical Cancer coverage) and FP is SoonerPlan (Family Planning) members. TEFRA is included in the OTHER category.

## News Release

Contact: [Jo Kilgore](#), Public Information Manager, (405) 522-7474.

### Businesses taking advantage of health insurance assistance

*Oklahoma City* – More than 280 small businesses across Oklahoma have signed up to receive health insurance premium assistance through the state’s Oklahoma Employer/Employee Partnership for Insurance Coverage (O-EPIC) program.

As of April 2006, just four months since the program began taking applications from businesses, 286 employers had been approved. 548 employees had been determined qualified for the program that is being administered by the Oklahoma Health Care Authority (OHCA).

The program is open to all Oklahoma employers with 25 or fewer workers, including those that currently offer health insurance coverage. Premium assistance is available for workers and spouses with household incomes at or below 185 percent of the federal poverty level.

Participating employers, as well as employees, are required to pay a portion of the premiums. Employees are also responsible for any applicable deductibles and co-payments. Employers are required to contribute 25 percent of the premium amounts. Individuals pay up to 15 percent of the monthly premium; the state and federal government pay the remaining share.

Oklahoma currently has one of the highest uninsured rates in the country. In 2003, 20.4 percent of the state’s residents were uninsured, as compared to 15.2 percent of the population nationally. The O-EPIC program is making affordable health coverage available to adults throughout the state who are either uninsured or at risk of losing their coverage due to high premium costs.

O-EPIC Premium Assistance is the first phase of a statewide initiative designed to use public and private partnerships to make health insurance more affordable. The second phase of the plan, the O-EPIC Individual Plan, is slated for implementation later this year. This plan will extend coverage to those additional qualified individuals and groups including uninsured self-employed individuals, workers whose employers do not provide health plans or who are not qualified to participate in their employer’s health plan, sole proprietors not qualified for small group health plans and the unemployed who are currently seeking work. This program will allow qualified Oklahomans to buy a health plan directly through the state.

For more information about the O-EPIC program, visit [www.oepic.ok.gov](http://www.oepic.ok.gov) or call 1-888-3-OK-EPIC (1-888-365-3742).