



TOTAL ENROLLMENT — OKLAHOMA SOONERCARE (MEDICAID)

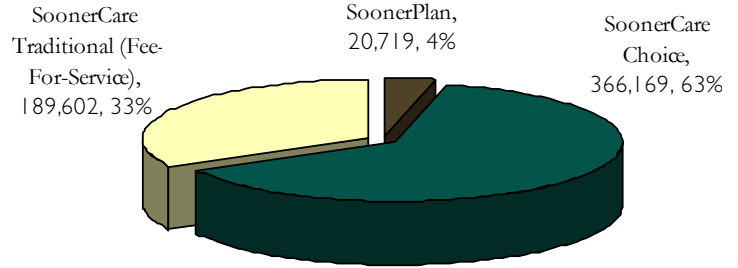
Qualifying Group	Age Group	Enrollment	% of Total
Aged/Blind/Disabled	Child	14,443	2.51%
Aged/Blind/Disabled	Adult	112,917	19.59%
Children/Parents	Child	367,610	63.77%
Children/Parents	Adult	42,829	7.43%
Other	Child	627	0.11%
Other	Adult	14,322	2.48%
Oklahoma Cares (Breast & Cervical Cancer)		2,941	0.51%
SoonerPlan (Family Planning)		20,719	3.59%
TEFRA		82	0.01%

Total Enrollment	576,490	Adults	190,416	33%
		Children	386,074	67%

OTHER Group includes—Child custody-Refugee-Qualified Medicare Beneficiary-SLMB-DDSD Supported Living and TB patients. For more information on TEFRA go to www.okhca.org under Individuals & Families and Programs. O-EPIC members are NOT included in the figures above.

Note that all subsequent figures are groups within the above total enrollment numbers (except O-EPIC). SoonerPlan (Family Planning) members are not entitled to the full scope of benefits only family planning services are covered.

Delivery System Breakdown of Total Enrollment



Other Breakdowns of Total Enrollment

Oklahoma SoonerCare (Medicaid) members residing in a long-term care facility — 16,321

Oklahoma persons enrolled in both Medicare and Medicaid (dual eligibles) — 78,802

The Oklahoma Employer/Employee Partnership for Insurance Coverage (**O-EPIC**) is a program to assist small business owners, employees and their spouses with health insurance premiums. www.oepic.ok.gov

Employers Enrolled	Employees Enrolled
376	750

New Enrollees

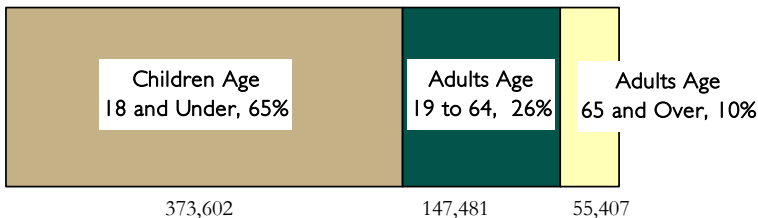
Oklahoma SoonerCare (Medicaid) members that have not been enrolled in the past 6 months.

Adults	4,608
Children	8,926
Total	13,534

Race Breakdown of Total Enrollment

	Children	Adults	Percent	Pregnant Women
African American	64,965	26,909	16%	2,204
American Indian	53,934	17,214	12%	3,014
Asian or Pacific Islander	3,924	1,991	1%	211
Caucasian	216,144	137,475	61%	14,626
Hispanic	47,107	6,827	9%	1,857

Age Breakdown of Total Enrollment



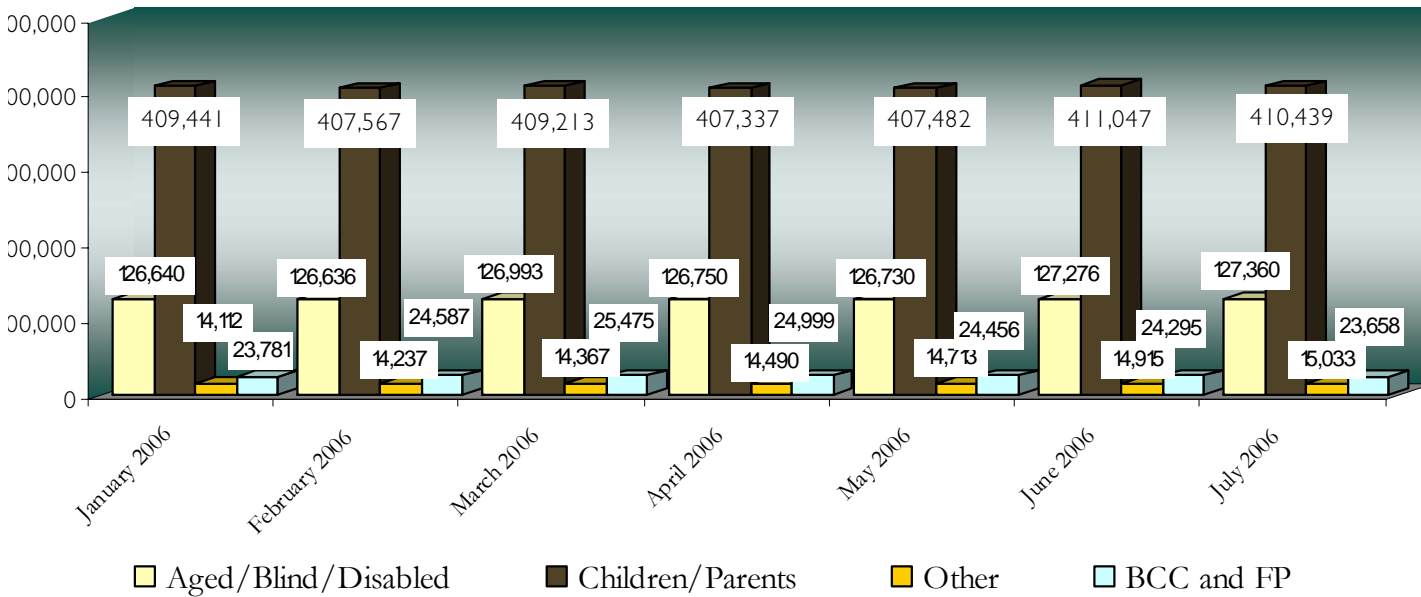
SCHIP Breakdown of Total Enrollment

Members qualifying for SoonerCare (Medicaid) eligibility under the SCHIP program are under age 19 and have income between the maximum for standard eligibility and the expanded 185% of Federal Poverty Level (FPL) income guidelines.

Age Breakdown	% of FPL	SCHIP Enrollees
INFANT	150% to 185%	1,412
01-05	133% to 185%	11,447
06-12	100% to 185%	28,316
13-18	100% to 185%	17,515
Total		58,690



State Fiscal Year 2006 Enrollment by Aid Category



State Fiscal Year is defined as the period between July 1 and June 30 of each fiscal year. BCC is the acronym for Oklahoma Cares (Breast and Cervical Cancer coverage) and FP is SoonerPlan (Family Planning) members. TEFRA is included in the OTHER category.

OHCA and OSU-OKC launch Certified Nurse’s Aide Training

The Oklahoma Health Care Authority (OHCA) and OSU-Oklahoma City, in collaboration with various state agencies, will once again offer a certified nurse aide training program.

The classes are scheduled to begin the week of July 31st. For people who qualify, the program will be available at no cost. It has been expanded to include Oklahoma, Logan, Canadian and Cleveland county residents who earn certification and gain employment at a Medicaid long term care facility for at least 12 months. Students will be required to pay for an OSBI background check as well as TB testing.

OSU-OKC will provide curriculum designed to prepare students to complete the state’s nurse aide competency examination. The curriculum consists of 80 hours of training including 16 hours of supervised clinical training. Students will also be required to pass an Oklahoma State Bureau of Investigations background check and nurse aide registry screening prior to beginning training.

The CNA training program was piloted beginning in the summer of 2005 to residents of Oklahoma and Logan counties. During the pilot project, approximately 300 Oklahomans received their CNA certification. OHCA staff, along with other agencies, studied various outcomes related to the effectiveness of the program, made improvements, and expanded the program to two additional counties, Cleveland and Canadian.

For more information or class registration, contact Sharlene Bear with OSU-OKC at (405) 945-3373.