



AUGUST 2005 Fast Facts

TOTAL ENROLLMENT — OKLAHOMA MEDICAID

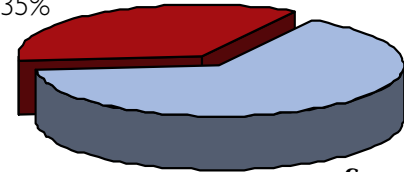
AID GROUP	Age Group	Enrollment	% of Aid Group	% of Total
Aged/Blind/Disabled	Child	13,479	10.45%	2.43%
Aged/Blind/Disabled	Adult	115,531	89.55%	20.79%
Children/Parents	Child	365,117	89.56%	65.70%
Children/Parents	Adult	42,559	10.44%	7.66%
Other	Child	619	6.91%	0.11%
Other	Adult	8,335	93.09%	1.50%
Breast and Cervical Cancer		2,081		0.37%
Family Planning		8,009		1.44%
Total Enrollment	555,730	Adults	176,515	32%
		Children	379,215	68%

OTHER Group includes—Child custody-Refugee-Qualified Medicare Beneficiary-SLMB-DDSD Supported Living and TB patients.

Note that all subsequent “breakdown” figures are groups within the above total enrollment numbers.

Delivery System Breakdown of Total Enrollment

Fee-For-Service,
192,323, 35%



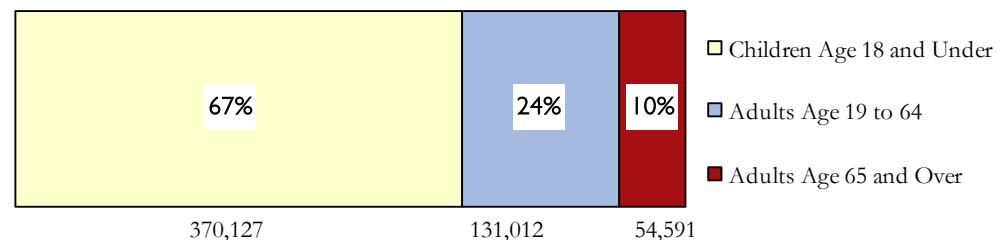
SoonerCare,
363,407, 65%

New Enrollees

Oklahoma Medicaid beneficiaries that have not been enrolled in the past 6 months.

Adults	4,268
Children	11,547
Total	15,815

Age Breakdown of Total Enrollment



Other Enrollment Facts

Unduplicated enrollees State Fiscal Year-to-Date (July through report month) — **574,578**

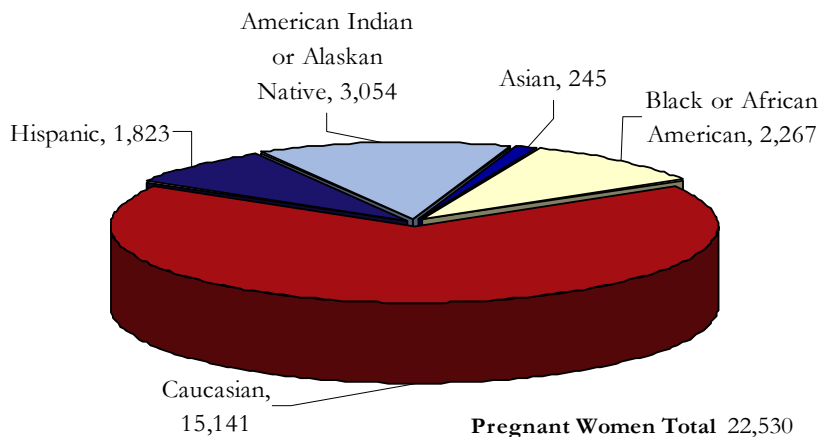
Oklahoma Medicaid enrollees residing in a long-term care facility — 17,018

Oklahoma persons enrolled in both Medicare and Medicaid (dual eligibles) — 79,821

Race Breakdown of Total Enrollment

	Children	Adults	Total	Percent
African American	63,762	25,567	89,329	16%
American Indian	53,990	15,607	69,597	13%
Asian or Pacific Islander	3,708	1,815	5,523	1%
Caucasian	215,725	126,085	341,810	62%
Hispanic	43,576	5,895	49,471	9%

Pregnant Women Enrolled by Race — Oklahoma Medicaid



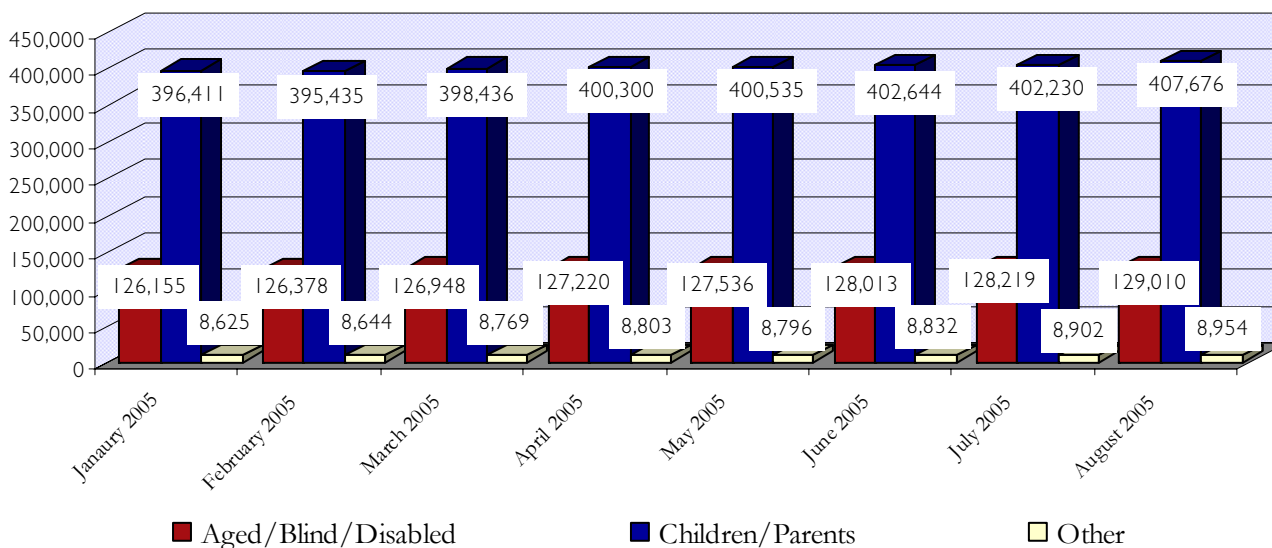
SCHIP Breakdown of Total Enrollment

Persons eligible for expanded Medicaid eligibility under the SCHIP program are under age 19 and have income between the maximum for standard eligibility and the expanded 185% of Federal Poverty Level (FPL) income guidelines.

Age Breakdown	% of FPL	SCHIP Eligibles
INFANT	150% to 185%	1,338
01-05	133% to 185%	10,810
06-12	100% to 185%	26,989
13-18	100% to 185%	16,889
Total		56,026



January 2005 through August 2005 Enrollment by Aid Category



State Fiscal Year is defined as the period between July 1 and June 30 of each fiscal year.

News Release

August 2, 2005

Contact: [Jo Kilgore](#), Public Information Manager, (405) 522-7474.

OHCA receives enhanced federal funding

Oklahoma City – The Oklahoma Health Care Authority (OHCA) was recently notified that the agency was approved for additional federal money which will save the agency almost \$750,000 over the next two years in administrative costs.

The Centers for Medicare & Medicaid Services (CMS), the OHCA's federal partner approved the agency's Advance Planning Document (APD) and contract amendment to enhance the Medicaid Management Information Systems. This means the agency's computer system is more prepared to pay doctors and other providers more efficiently. The request included extending the service contract with Electronic Data Systems (EDS) through Dec. 31, 2010. EDS provides support for the computer operations, including claims processing, for the agency at its Oklahoma City office.

"We included all of the projects we knew would qualify for the enhanced funding and worked up the APD to help offset our administrative costs," said John Calabro, OHCA Director of Information Services.

The Centers for Medicare and Medicaid Services encourage states to invest in technology and reward states that use technology to effectively improve the administration of the Medicaid program.

"We are constantly looking at ways to maximize our state dollars to make our funding go farther," OHCA CEO Mike Fogarty noted.

#30#